

T 76/6.9: Bi 583 2000

STATE OF MAINE BICYCLE CRASH HISTORY 1996 - 2000



UNIVERSITY OF SO. MAINE
PORTLAND
LIBRARY
OCT 2 2002
Maine State Doc.

Prepared by:
Maine Department of Transportation
Bureau of Maintenance and Operations
Accident Records Section
16 State House Station
Augusta, Maine 04333-0016



STATE OF MAINE

HIGHWAY BICYCLE CRASHES

1996 - 2000

I.	PREFACE	1
II.	BICYCLE CRASH TABLES AND CHARTS 1996-2000	
	Crashes Summarized by:	
	County	2-5
	Severity	6-7
	Rural/Urban Designations	8
	Month	9
	Day of Week	10
	Time of Day	11
	Age Groups	12
	Contributing Factors	13
	Light Conditions	14
	Vehicle Type	15
	Weather Conditions	16
	Road Surface Conditions	17
III.	DETAILED STATEWIDE BICYCLE ACCIDENT SUMMARIES	
	2000	18-23
	1999	24-29
	1998	30-35
	1997	36-41
	1996	42-47
IV.	APPENDIX	
	Heavy Truck Codes, Axle Configurations and Descriptions	48

STATEWIDE BICYCLE CRASHES

1996 - 2000

Preface

This publication is a statistical review of reported motor vehicle crashes that involved bicycles in Maine during the five-year study period 1996 - 2000. The statistics are compiled from crash reports submitted to the Department of Transportation by the Traffic Division, Department of Public Safety. The Traffic Division receives all police uniform accident reports Form 13:20 A, from state, county and local police agencies.

The enclosed charts, graphs, listings and summaries were produced using the Department of Transportation's Computerized Accident Records System. Except for adjustments to locations and crash-type information for accuracy, no attempt has been made to modify the raw data received from the reporting agencies. However, because crash scenes are often dangerous and chaotic, some inaccuracies in data collection are possible.

A comparison of this report with other summaries of crashes and fatalities may also reveal inconsistencies due to changes in accident classification, late submittals, and differing reporting criteria.

The Department of Transportation and the Department of Public Safety wish to express our sincere thank you to all law enforcement agencies and officers for the work they do on crash investigations. Without their dedication, this report would not be possible.

We welcome your comments and suggestions on this report at:

Maine Department of Transportation
Bureau of Maintenance and Operations
Traffic Engineering Division
Accident Records Section
16 State House Station
Augusta, ME 04333-0016

Tel: 207-287-3177
Fax: 207-287-3725



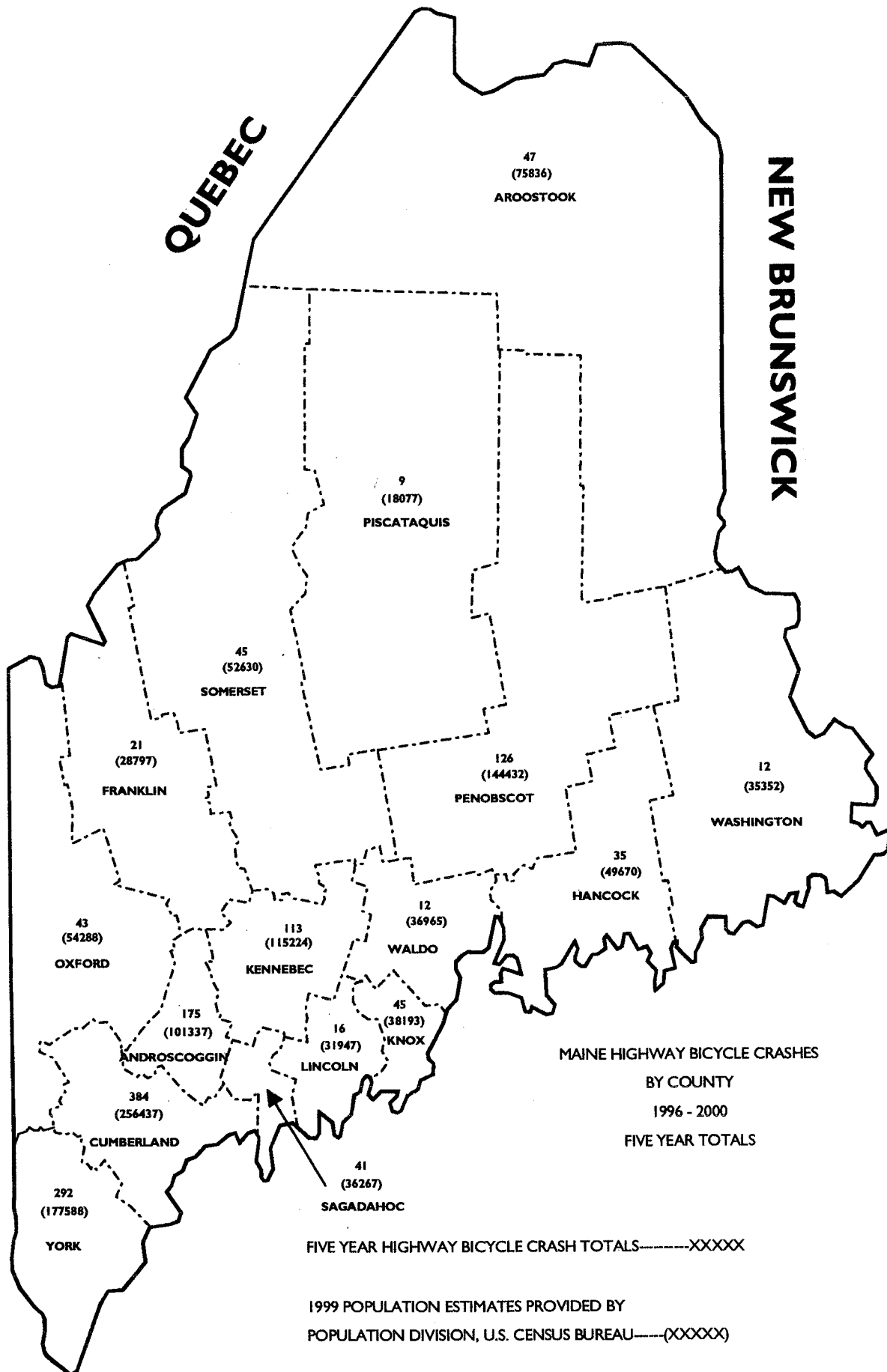
QUEBEC

NEW BRUNSWICK

NEW HAMPSHIRE



2



MAINE HIGHWAY BICYCLE CRASH SEVERITY

By County

1996 - 2000

COUNTY	INJURY TYPE	1996	1997	1998	1999	2000	TOTAL CRASHES	PERCENT OF
ANDROSCOGGIN 	FATAL (K)	0	0	1	0	0	1	0.07%
	INCAPACITATING (A)	3	4	6	6	4	23	1.62%
	NON-INCAPACITATING (B)	13	23	15	14	8	73	5.16%
	POSSIBLE INJURY (C)	15	14	16	12	8	65	4.59%
	PROPERTY DAMAGE ONLY (PDO)	3	6	4	0	0	13	0.92%
	COUNTY SUBTOTAL	34	47	42	32	20	175	12.36%
AROOSTOOK 	FATAL (K)	0	1	0	0	0	1	0.07%
	INCAPACITATING (A)	1	0	0	1	0	2	0.14%
	NON-INCAPACITATING (B)	6	3	7	6	4	26	1.84%
	POSSIBLE INJURY (C)	2	2	4	4	3	15	1.06%
	PROPERTY DAMAGE ONLY (PDO)	0	0	1	2	0	3	0.21%
	COUNTY SUBTOTAL	9	6	12	13	7	47	3.32%
CUMBERLAND 	FATAL (K)	0	0	0	0	0	0	0.00%
	INCAPACITATING (A)	9	5	3	5	9	31	2.19%
	NON-INCAPACITATING (B)	67	35	36	31	25	194	13.70%
	POSSIBLE INJURY (C)	35	31	35	25	14	140	9.89%
	PROPERTY DAMAGE ONLY (PDO)	8	2	0	7	2	19	1.34%
	COUNTY SUBTOTAL	119	73	74	68	50	384	27.12%
FRANKLIN 	FATAL (K)	0	0	0	0	0	0	0.00%
	INCAPACITATING (A)	1	1	0	1	1	4	0.28%
	NON-INCAPACITATING (B)	1	2	2	3	1	9	0.64%
	POSSIBLE INJURY (C)	2	1	0	2	2	7	0.49%
	PROPERTY DAMAGE ONLY (PDO)	0	0	1	0	0	1	0.07%
	COUNTY SUBTOTAL	4	4	3	6	4	21	1.48%
HANCOCK 	FATAL (K)	0	0	0	0	0	0	0.00%
	INCAPACITATING (A)	0	2	1	0	1	4	0.28%
	NON-INCAPACITATING (B)	2	8	3	2	3	18	1.27%
	POSSIBLE INJURY (C)	1	5	4	0	2	12	0.85%
	PROPERTY DAMAGE ONLY (PDO)	0	1	0	0	0	1	0.07%
	COUNTY SUBTOTAL	3	16	8	2	6	35	2.47%
KENNEBEC 	FATAL (K)	0	0	0	0	0	0	0.00%
	INCAPACITATING (A)	5	5	2	6	3	21	1.48%
	NON-INCAPACITATING (B)	11	12	8	9	15	55	3.88%
	POSSIBLE INJURY (C)	7	10	6	5	6	34	2.40%
	PROPERTY DAMAGE ONLY (PDO)	2	1	0	0	0	3	0.21%
	COUNTY SUBTOTAL	25	28	16	20	24	113	7.98%
KNOX 	FATAL (K)	0	0	0	1	0	1	0.07%
	INCAPACITATING (A)	0	1	2	1	0	4	0.28%
	NON-INCAPACITATING (B)	6	7	5	1	5	24	1.69%
	POSSIBLE INJURY (C)	4	4	3	3	2	16	1.13%
	PROPERTY DAMAGE ONLY (PDO)	0	0	0	0	0	0	0.00%
	COUNTY SUBTOTAL	10	12	10	6	7	45	3.18%
LINCOLN 	FATAL (K)	0	0	0	0	0	0	0.00%
	INCAPACITATING (A)	2	1	0	0	0	3	0.21%
	NON-INCAPACITATING (B)	5	2	0	1	4	12	0.85%
	POSSIBLE INJURY (C)	0	0	0	0	0	0	0.00%
	PROPERTY DAMAGE ONLY (PDO)	0	0	0	1	0	1	0.07%
	COUNTY SUBTOTAL	7	3	0	2	4	16	1.13%

MAINE HIGHWAY BICYCLE CRASH SEVERITY

By County

1996 - 2000

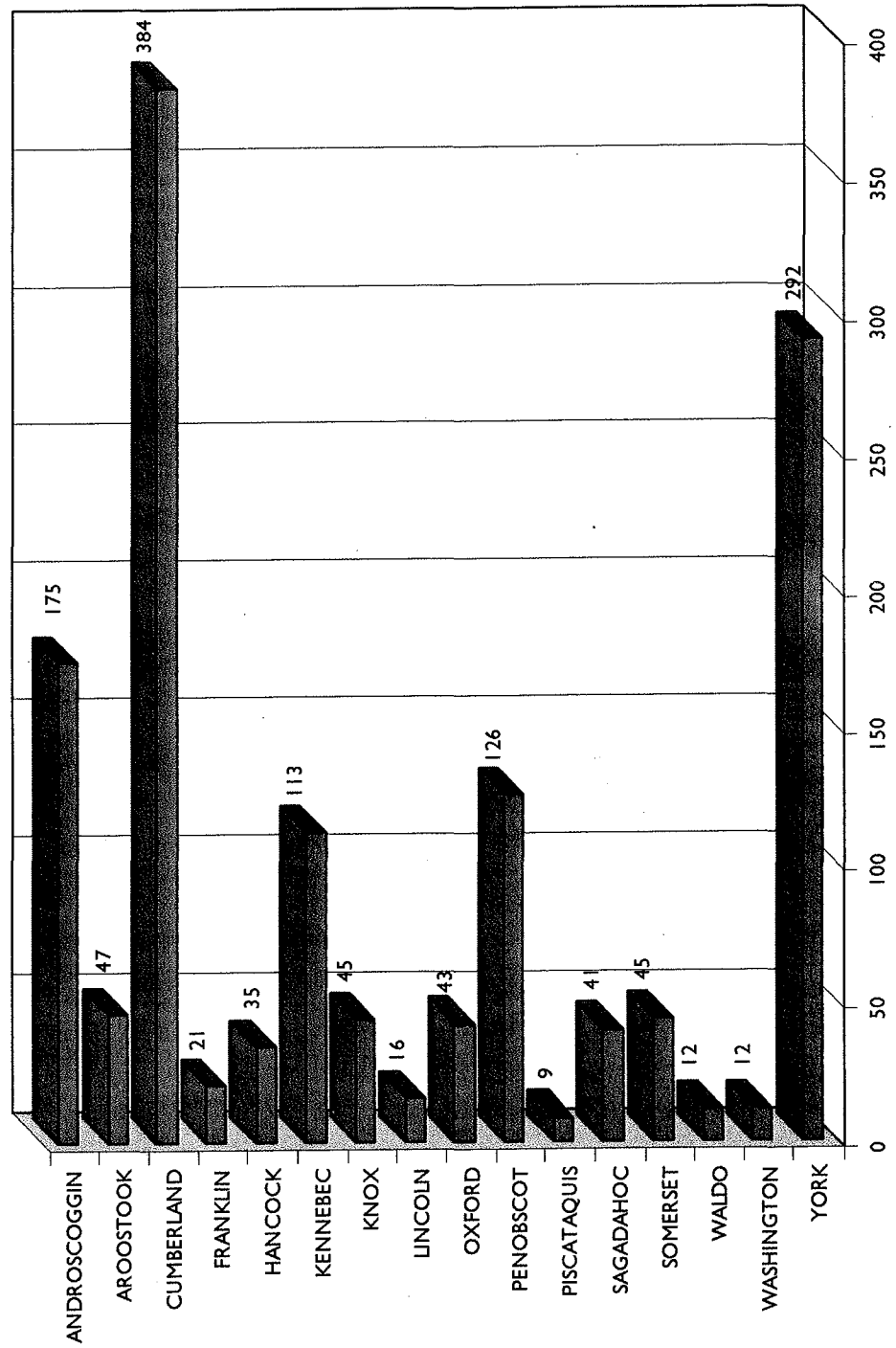
COUNTY	INJURY TYPE	1996	1997	1998	1999	2000	TOTAL CRASHES	PERCENT OF TOTAL
OXFORD Percent personal injury 97.67%	FATAL (K)	0	0	1	0	0	1	0.07%
	INCAPACITATING (A)	3	1	0	1	0	5	0.35%
	NON-INCAPACITATING (B)	5	2	3	6	3	19	1.34%
	POSSIBLE INJURY (C)	3	7	2	2	3	17	1.20%
	PROPERTY DAMAGE ONLY (PDO)	0	0	0	1	0	1	0.07%
	COUNTY SUBTOTAL	11	10	6	10	6	43	3.04%
PENOBSCOT Percent personal injury 96.83%	FATAL (K)	1	0	0	0	2	3	0.21%
	INCAPACITATING (A)	6	4	2	1	4	17	1.20%
	NON-INCAPACITATING (B)	10	20	12	9	15	66	4.66%
	POSSIBLE INJURY (C)	8	15	4	4	5	36	2.54%
	PROPERTY DAMAGE ONLY (PDO)	0	1	0	0	3	4	0.28%
	COUNTY SUBTOTAL	25	40	18	14	29	126	8.90%
PISCATAQUIS Percent personal injury 88.89%	FATAL (K)	0	0	0	0	0	0	0.00%
	INCAPACITATING (A)	0	1	0	0	0	1	0.07%
	NON-INCAPACITATING (B)	0	1	2	1	0	4	0.28%
	POSSIBLE INJURY (C)	2	0	1	0	0	3	0.21%
	PROPERTY DAMAGE ONLY (PDO)	0	0	1	0	0	1	0.07%
	COUNTY SUBTOTAL	2	2	4	1	0	9	0.64%
SAGadahoc Percent personal injury 95.12%	FATAL (K)	0	0	0	0	0	0	0.00%
	INCAPACITATING (A)	1	0	0	2	2	5	0.35%
	NON-INCAPACITATING (B)	8	2	4	7	5	26	1.84%
	POSSIBLE INJURY (C)	1	2	1	4	0	8	0.56%
	PROPERTY DAMAGE ONLY (PDO)	0	0	1	1	0	2	0.14%
	COUNTY SUBTOTAL	10	4	6	14	7	41	2.90%
SOMERSET Percent personal injury 97.78%	FATAL (K)	0	0	1	0	0	1	0.07%
	INCAPACITATING (A)	1	2	1	3	0	7	0.49%
	NON-INCAPACITATING (B)	5	7	7	3	2	24	1.69%
	POSSIBLE INJURY (C)	3	4	0	4	1	12	0.85%
	PROPERTY DAMAGE ONLY (PDO)	0	0	0	1	0	1	0.07%
	COUNTY SUBTOTAL	9	13	9	11	3	45	3.18%
WALDO Percent personal injury 100.00%	FATAL (K)	0	0	1	0	0	1	0.07%
	INCAPACITATING (A)	0	0	1	1	0	2	0.14%
	NON-INCAPACITATING (B)	0	1	2	2	2	7	0.49%
	POSSIBLE INJURY (C)	0	0	1	1	0	2	0.14%
	PROPERTY DAMAGE ONLY (PDO)	0	0	0	0	0	0	0.00%
	COUNTY SUBTOTAL	0	1	5	4	2	12	0.85%
WASHINGTON Percent personal injury 100.00%	FATAL (K)	0	0	0	0	0	0	0.00%
	INCAPACITATING (A)	2	0	0	1	0	3	0.21%
	NON-INCAPACITATING (B)	3	0	2	1	1	7	0.49%
	POSSIBLE INJURY (C)	0	2	0	0	0	2	0.14%
	PROPERTY DAMAGE ONLY (PDO)	0	0	0	0	0	0	0.00%
	COUNTY SUBTOTAL	5	2	2	2	1	12	0.85%
YORK Percent personal injury 96.92%	FATAL (K)	0	0	0	0	0	0	0.00%
	INCAPACITATING (A)	5	6	5	4	8	28	1.98%
	NON-INCAPACITATING (B)	43	28	36	30	31	168	11.86%
	POSSIBLE INJURY (C)	16	20	15	21	15	87	6.14%
	PROPERTY DAMAGE ONLY (PDO)	0	0	4	4	1	9	0.64%
	COUNTY SUBTOTAL	64	54	60	59	55	292	20.62%
COUNTY GRAND TOTAL Percent personal injury 95.83%	FATAL (K)	1	1	4	1	2	9	0.64%
	INCAPACITATING (A)	39	33	23	33	32	160	11.30%
	NON-INCAPACITATING (B)	185	153	144	126	124	732	51.69%
	POSSIBLE INJURY (C)	99	117	92	87	61	456	32.20%
	PROPERTY DAMAGE ONLY (PDO)	13	11	12	17	6	59	4.17%
GRAND TOTAL		337	315	275	264	225	1416	100.00%



MAINE HIGHWAY BICYCLE CRASHES

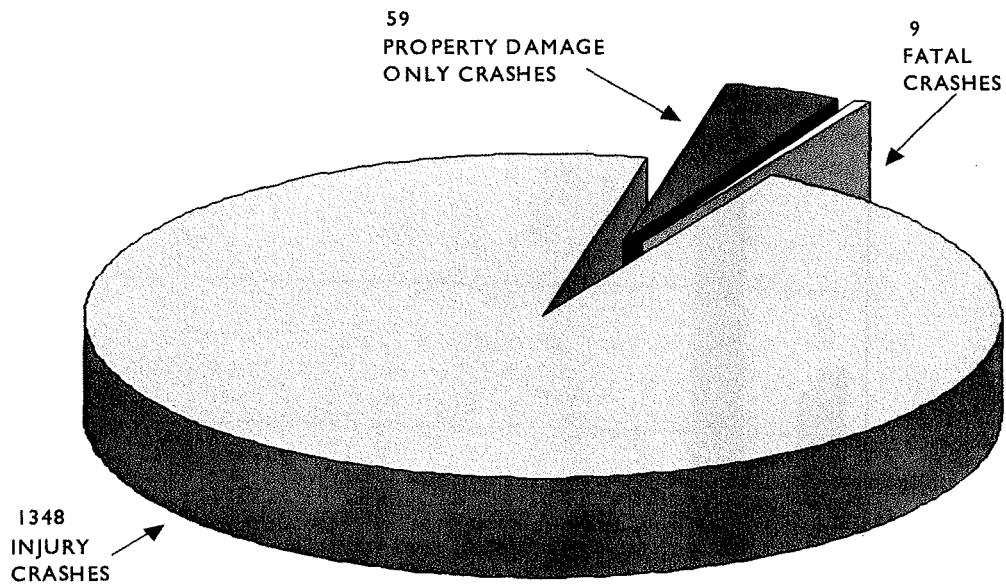
By County

1996 - 2000

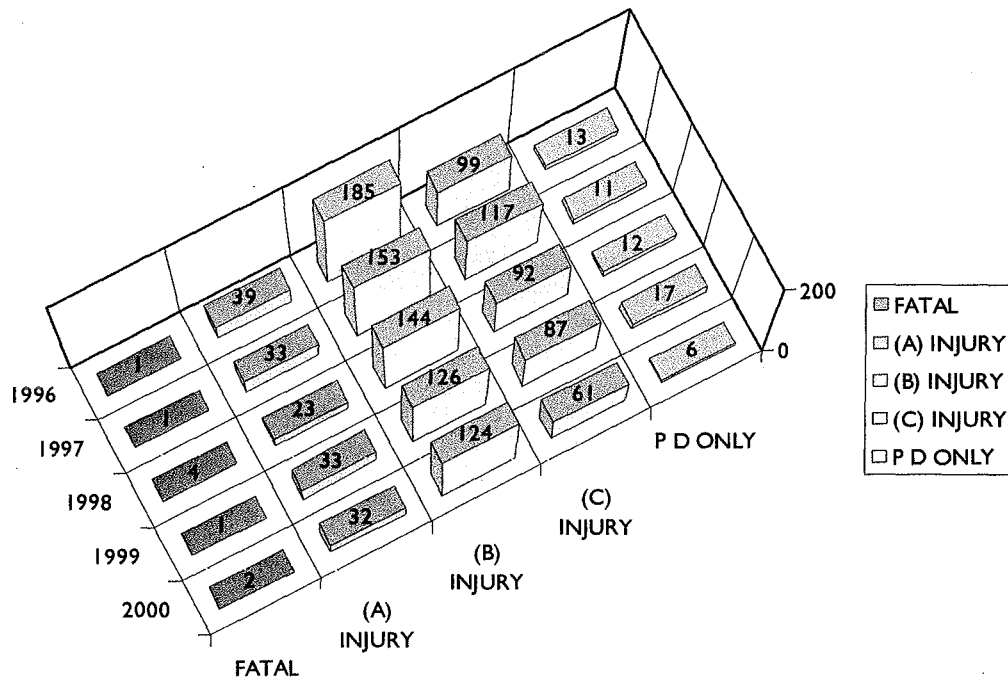


MAINE HIGHWAY BICYCLE CRASHES 1996 - 2000

1,416 TOTAL BICYCLE CRASHES



MAINE HIGHWAY BICYCLE CRASH SEVERITY BY YEAR 1996 - 2000



YEAR	FATAL CRASH (K)	INCAPACITATING INJURY (A)	NON INCAPACITATING INJURY (B)	POSSIBLE INJURY (C)	PROPERTY DAMAGE ONLY (PDO)	TOTAL CRASHES
1996	1	39	185	99	13	337
1997	1	33	153	117	11	315
1998	4	23	144	92	12	275
1999	1	33	126	87	17	264
2000	2	32	124	61	6	225
TOTAL	9	160	732	456	59	1416
PERCENT	0.64%	PERCENT INJURY CRASHES =			95.20%	4.17%
						100.00%

(K) = Fatal injury. A fatal injury is any injury that results in death.

(A) = Incapacitating injury. An Incapacitating injury is any injury, other than a fatal injury, which prevents the injured person from walking, driving or normally continuing the activities the person was capable of performing before the injury occurred.

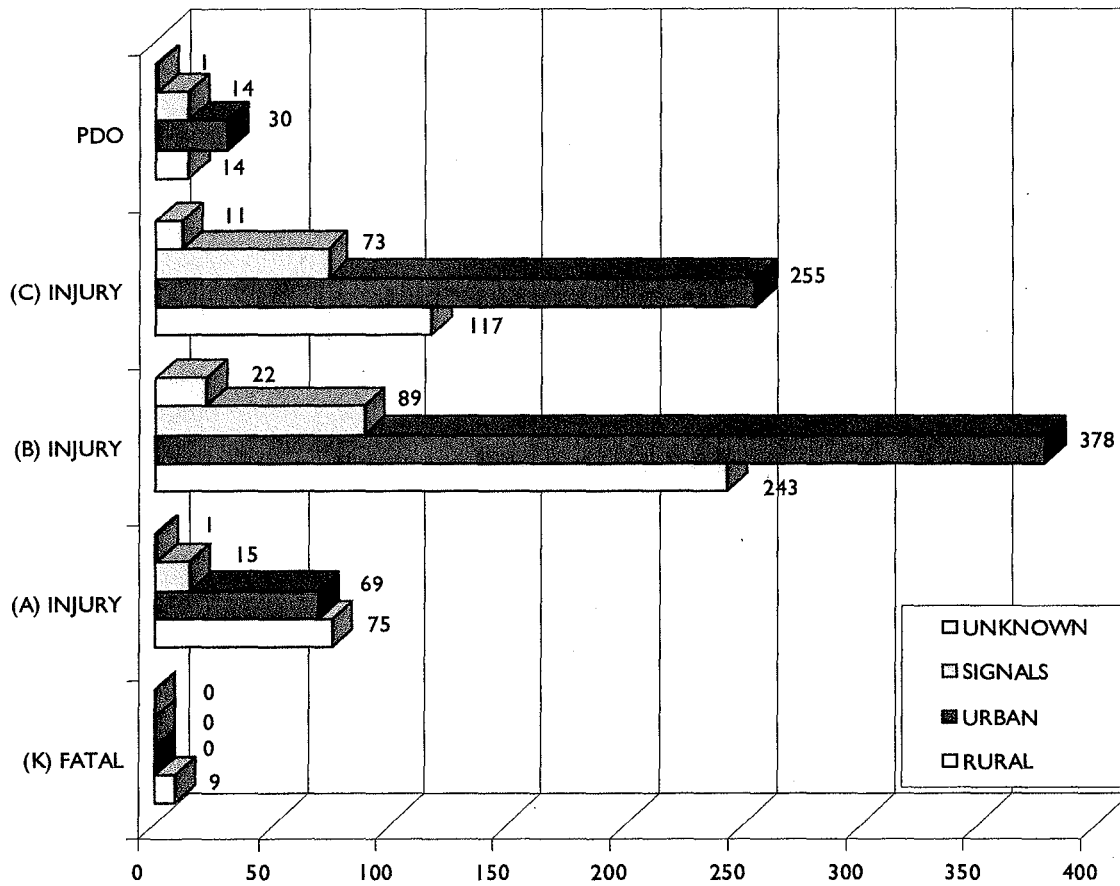
(B) = Nonincapacitating injury. A Nonincapacitating injury is any injury, other than fatal injury or an incapacitating injury, which is evident to observers at the scene of the accident in which the injury occurred.

(C) = Possible injury. A possible injury is any injury reported or claimed which is not a fatal injury, incapacitating injury or nonincapacitating injury.

(PDO) = Property Damage only. Damage is harm to property that reduces the monetary value of that property.



MAINE HIGHWAY BICYCLE CRASH SEVERITY BY RURAL URBAN DESIGNATION 1996 - 2000

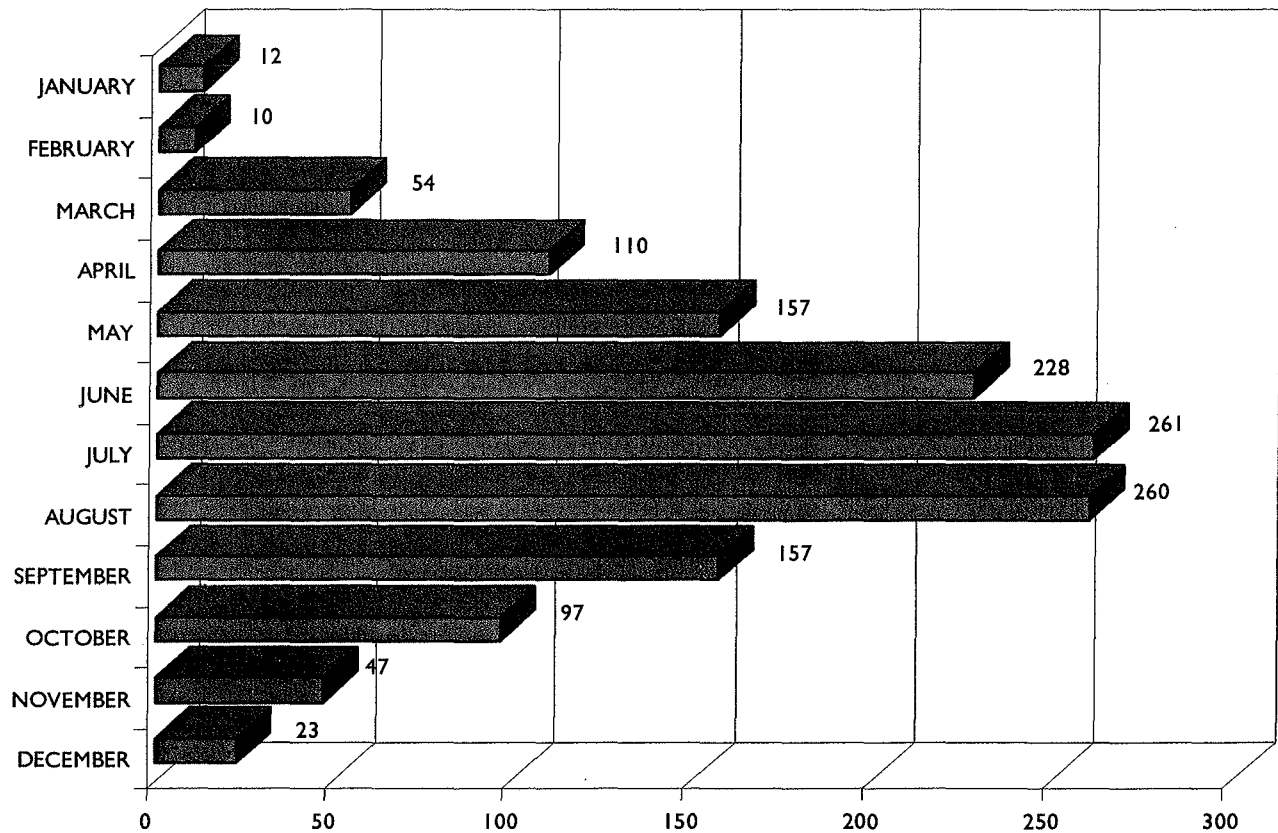


RURAL URBAN DESIGNATION	FATAL CRASH (K)	INCAPACITATING INJURY (A)	NON INCAPACITATING INJURY (B)	POSSIBLE INJURY (C)	PROPERTY DAMAGE ONLY (PDO)	FIVE YEAR TOTAL
RURAL (1)	9	75	243	117	14	458
URBAN (2)	0	69	378	255	30	732
SIGNALIZED INT.	0	15	89	73	14	191
UNKNOWN	0	1	22	11	1	35
TOTAL	9	160	732	456	59	1416

MAINE HIGHWAY BICYCLE CRASHES

By MONTH

1996 - 2000

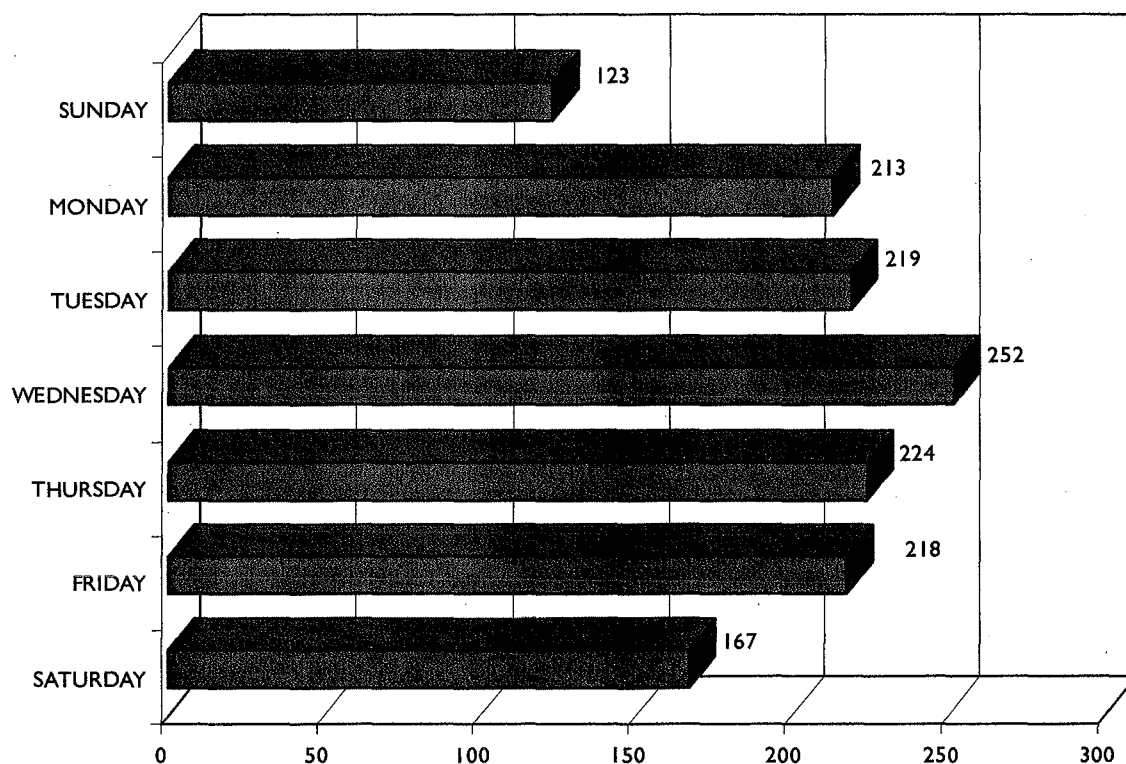


MONTH	1996	1997	1998	1999	2000	FIVE YEAR TOTAL	PERCENT OF TOTAL
JANUARY	3	2	2	4	1	12	0.85%
FEBRUARY	3	3	1	3	0	10	0.71%
MARCH	11	8	15	9	11	54	3.81%
APRIL	18	21	29	30	12	110	7.77%
MAY	37	42	30	27	21	157	11.09%
JUNE	55	61	36	38	38	228	16.10%
JULY	59	63	48	52	39	261	18.43%
AUGUST	70	50	49	50	41	260	18.36%
SEPTEMBER	45	22	28	26	36	157	11.09%
OCTOBER	19	29	21	10	18	97	6.85%
NOVEMBER	10	9	11	10	7	47	3.32%
DECEMBER	7	5	5	5	1	23	1.62%
TOTAL	337	315	275	264	225	1416	100.00%

MAINE HIGHWAY BICYCLE CRASHES

BY DAY OF THE WEEK

1996 - 2000



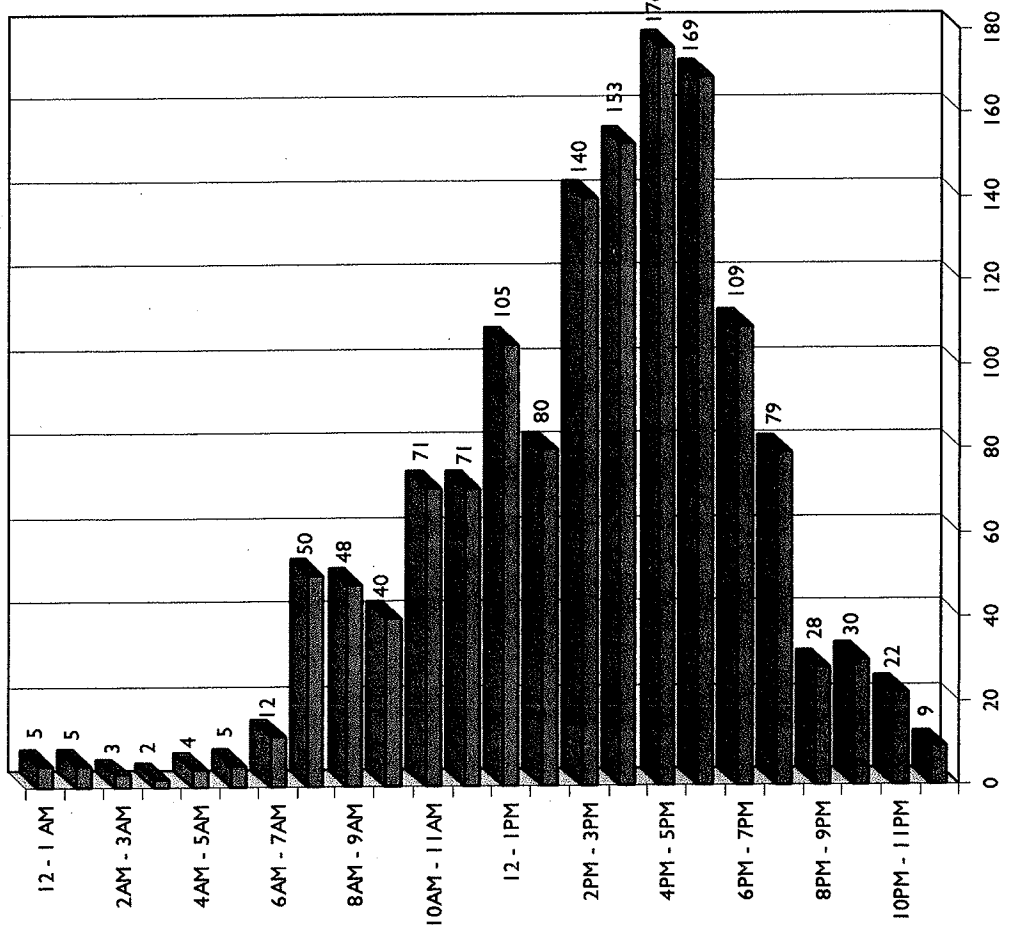
DAY OF THE WEEK	1996	1997	1998	1999	2000	FIVE YEAR TOTAL	PERCENT OF TOTAL
SUNDAY	34	23	32	21	13	123	8.69%
MONDAY	49	54	47	34	29	213	15.04%
TUESDAY	50	50	38	47	34	219	15.47%
WEDNESDAY	65	54	54	39	40	252	17.80%
THURSDAY	61	47	42	40	34	224	15.82%
FRIDAY	38	49	37	49	45	218	15.40%
SATURDAY	40	38	25	34	30	167	11.79%
TOTAL	337	315	275	264	225	1416	100.00%

MAINE HIGHWAY BICYCLE CRASHES

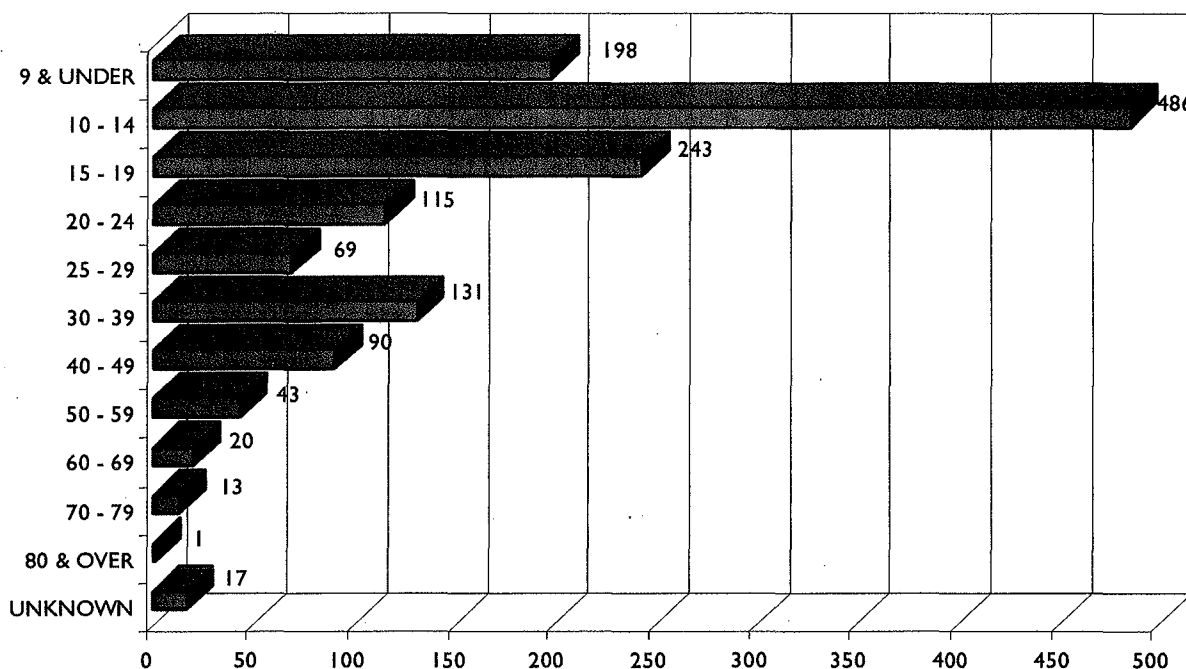
By Time of Day

1996 - 2000

TIME OF DAY	1996	1997	1998	1999	2000	FIVE YEAR TOTAL
12 - 1 AM	4	1	0	0	0	5
1 AM - 2 AM	1	1	1	1	1	5
2 AM - 3 AM	1	2	0	0	0	3
3 AM - 4 AM	1	0	0	0	1	2
4 AM - 5 AM	1	1	1	1	0	4
5 AM - 6 AM	1	1	2	1	0	5
6 AM - 7 AM	0	5	1	5	1	12
7 AM - 8 AM	13	13	9	5	10	50
8 AM - 9 AM	14	8	11	10	5	48
9 AM - 10 AM	13	8	6	6	7	40
10 AM - 11 AM	13	19	15	18	6	71
11 AM - 12	22	11	14	16	8	71
12 - 1 PM	19	34	11	20	21	105
1 PM - 2 PM	17	17	14	14	18	80
2 PM - 3 PM	34	35	24	27	20	140
3 PM - 4 PM	34	36	35	23	25	153
4 PM - 5 PM	41	27	40	31	37	176
5 PM - 6 PM	45	34	30	41	19	169
6 PM - 7 PM	20	31	23	15	20	109
7 PM - 8 PM	21	13	14	17	14	79
8 PM - 9 PM	4	5	11	4	4	28
9 PM - 10 PM	12	8	3	3	4	30
10 PM - 11 PM	3	3	8	5	3	22
11 PM - 12	3	2	2	1	1	9
TOTAL	337	315	275	264	225	1416



BICYCLISTS INVOLVED IN MAINE HIGHWAY CRASHES By AGE GROUP 1996 - 2000



AGE OF BICYCLIST	1996	1997	1998	1999	2000	FIVE YEAR TOTAL	PERCENT OF TOTAL
9 & UNDER	45	53	35	32	33	198	13.88%
10 - 14	120	113	87	93	73	486	34.08%
15 - 19	61	46	56	38	42	243	17.04%
20 - 24	43	28	12	18	14	115	8.06%
25 - 29	17	23	12	6	11	69	4.84%
30 - 39	22	22	37	37	13	131	9.19%
40 - 49	17	16	15	21	21	90	6.31%
50 - 59	5	10	10	8	10	43	3.02%
60 - 69	6	4	4	4	2	20	1.40%
70 - 79	3	2	3	2	3	13	0.91%
80 & OVER	0	0	0	0	1	1	0.07%
UNKNOWN	4	2	4	5	2	17	1.19%
TOTAL	343	319	275	264	225	1426	100.00%

CONTRIBUTING FACTORS TO MAINE HIGHWAY BICYCLE CRASHES 1996 - 2000

HUMAN FACTORS	DRIVER VEH. 1	DRIVER VEH. 2	DRIVER VEH. 3	DRIVER VEH. 4	DRIVER VEH. 5	OTHER	FIVE YEAR TOTAL
NO IMPROPER DRIVING	851	330	13	0	0	0	1194
FAIL TO YIELD R-WAY	117	241	2	0	0	0	360
ILLEGAL UNSAFE SPEED	19	27	1	0	0	0	47
FOLLOW TOO CLOSE	2	4	1	0	0	0	7
DISREGARD TRAFFIC CONTROL	7	68	2	0	0	0	77
DRIVING LEFT OF CENTER	3	25	0	0	0	0	28
IMPROPER PASSING	3	11	1	1	0	0	16
IMPROPER LANE CHANGE	3	18	0	0	0	0	21
IMPROPER START/STOP	3	4	0	0	0	0	7
IMPROPER TURN	21	32	0	0	0	0	53
UNSAFE BACKING	9	0	0	0	0	0	9
NO PROPER SIGNAL	6	1	0	0	0	0	7
IMPEDING TRAFFIC	2	12	0	0	0	0	14
DRIVER INATTENTION	225	235	2	0	0	0	462
DRIVER INEXPERIENCE	4	44	0	0	0	0	48
PEDESTRIAN VIOLATION	0	80	4	1	0	0	85
PHYSICAL IMPAIRMENT	5	3	0	0	0	0	8
VISION OBSCURED GLASS	1	0	0	0	0	0	1
VISION OBSCURED LIGHT	20	1	0	0	0	0	21
VISION OBSCURED OTHER	45	24	0	0	0	0	69
OTHER HUMAN FACTOR	15	162	1	0	0	0	178
HIT & RUN	24	8	0	0	0	0	32
TOTAL	1385	1330	27	2	0	0	2744

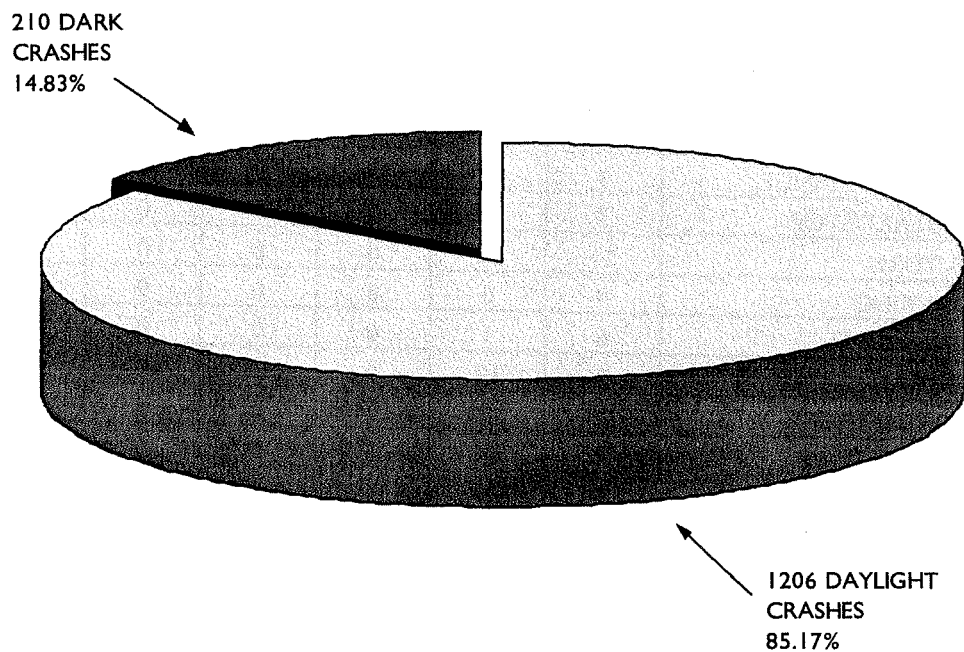
VEHICULAR FACTORS	DRIVER VEH. 1	DRIVER VEH. 2	DRIVER VEH. 3	DRIVER VEH. 4	DRIVER VEH. 5	OTHER	FIVE YEAR TOTAL
DEFECTIVE BRAKES	2	23	0	0	0	0	25
DEFECTIVE TIRE	1	0	0	0	0	0	1
DEFECTIVE LIGHTS	0	9	0	0	0	0	7
DEFECTIVE SUSPENSION	0	0	0	0	0	0	0
DEFECTIVE STEERING	0	2	0	0	0	0	0
OTHER VEHICLE DEFECT	1	12	0	0	0	0	5
UNKNOWN	26	37	5	1	0	0	36
VEHICULAR FACTOR TOTAL	30	83	5	1	0	0	119
GRAND TOTAL	1415	1413	32	3	0	0	2863



MAINE HIGHWAY BICYCLE CRASHES

By LIGHT CONDITION

1996 - 2000



LIGHT CONDITION	1996	1997	1998	1999	2000	FIVE YEAR TOTAL	PERCENT OF TOTAL
DAYLIGHT	282	277	226	224	197	1206	85.17%
DARK	55	38	49	40	28	210	14.83%
TOTAL	337	315	275	264	225	1416	100.00%



MAINE HIGHWAY BICYCLE CRASHES

BY VEHICLE TYPE

1996 - 2000

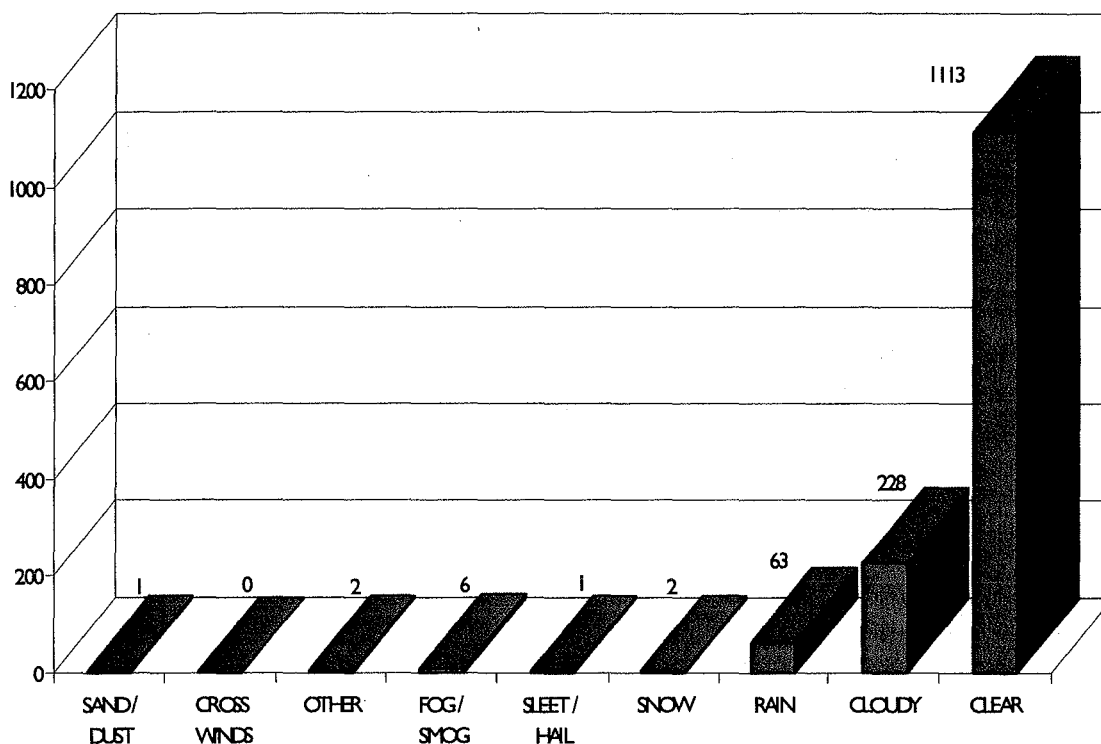
VEHICLE TYPE INVOLVED	1996	1997	1998	1999	2000	FIVE YEAR TOTAL
LIGHT VEHICLES INVOLVED IN BICYCLE CRASHES						
2-DOOR	65	56	45	45	34	245
4-DOOR	136	138	119	124	107	624
CONVERTIBLE	0	0	0	1	0	1
STATION WAGON	19	19	16	12	15	81
VAN/CAMPER/SUV	31	32	36	30	23	152
PICKUP TRUCK	60	46	44	32	25	207
SCHOOL BUS	1	2	0	1	0	4
MOTOR HOME	1	0	0	0	0	1
MOTORCYCLE	4	6	2	0	3	15
MOPED	0	0	0	0	0	0
MOTOR BIKE	0	0	0	0	0	0
BICYCLE	343	319	275	264	225	1426
SNOWMOBILE	0	0	0	0	0	0
PEDESTRIAN	1	0	2	3	0	6
ATV	0	0	0	0	0	0
UNKNOWN	18	20	13	13	13	77
LIGHT VEHICLE TOTAL	679	638	552	525	445	2839
TRUCKS						
(10) BOBTAIL	0	0	0	1	2	3
(20) 2ADT	2	1	1	1	2	7
(30) 3ASU	0	0	2	0	3	5
(40) 4ASU	0	0	1	1	0	2
(21) 2ASA	0	0	0	0	0	0
(22) 2ATA	0	0	0	0	0	0
(31) 3ASA	0	0	0	0	0	0
(32) 3ATA	1	1	1	2	0	5
(33) 3ATR	0	0	0	0	0	0
(42) 4ATA	0	0	0	0	0	0
(25) 2AT1A2ATR	0	0	0	0	0	0
(35) 3AT1A2ATR	0	0	0	0	0	0
(36) 3AT2A2ATR	0	0	0	0	0	0
(50) OTHER	0	0	0	0	0	0
(81) 2AX CM BUS	1	0	1	0	0	2
(82) 3AX CM BUS	0	0	0	0	0	0
(98) FARM/TRAC	0	0	0	0	0	0
HEAVY TRUCK TOTAL	4	2	6	5	7	24
TOTAL VEHICLES INVOLVED	683	640	558	530	452	2863



MAINE HIGHWAY BICYCLE CRASHES

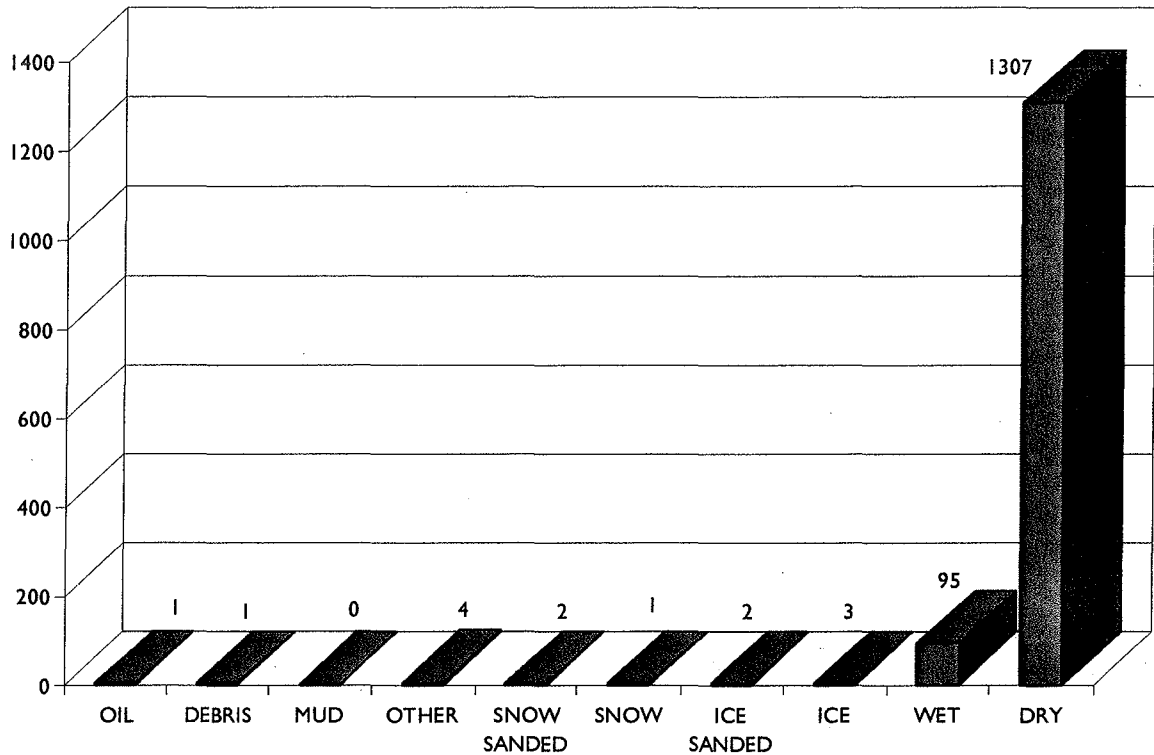
BY WEATHER CONDITIONS

1996 - 2000



WEATHER CONDITIONS	1996	1997	1998	1999	2000	FIVE YEAR TOTAL
SAND/DUST	1	0	0	0	0	1
CROSS WINDS	0	0	0	0	0	0
OTHER	0	0	1	1	0	2
FOG/SMOG	3	0	0	3	0	6
SLEET/HAIL	0	0	0	1	0	1
SNOW	1	0	1	0	0	2
RAIN	22	7	11	14	9	63
CLOUDY	60	53	41	39	35	228
CLEAR	250	255	221	206	181	1113
TOTAL	337	315	275	264	225	1416

MAINE HIGHWAY BICYCLE CRASHES BY ROAD SURFACE CONDITIONS 1996 - 2000



ROAD SURFACE CONDITIONS	1996	1997	1998	1999	2000	FIVE YEAR TOTAL
OIL	0	0	0	1	0	1
DEBRIS	1	0	0	0	0	1
MUD	0	0	0	0	0	0
OTHER	0	2	1	1	0	4
SNOW SANDED	0	1	0	1	0	2
SNOW	0	0	0	1	0	1
ICE SANDED	0	1	1	0	0	2
ICE	1	0	0	2	0	3
WET	31	16	16	18	14	95
DRY	304	295	257	240	211	1307
TOTAL	337	315	275	264	225	1416

MAINE HIGHWAY BICYCLE CRASHES

By County

2000

<u>COUNTY</u>	<u>CRASHES</u>
ANDROSCOGGIN	20
AROOSTOOK	7
CUMBERLAND	50
FRANKLIN	4
HANCOCK	6
KENNEBEC	24
KNOX	7
LINCOLN	4
OXFORD	6
PENOBSCOT	29
PISCATAQUIS	0
SAGADAHOC	7
SOMERSET	3
WALDO	2
WASHINGTON	1
YORK	55
TOTAL	225



TINACSM2

MAINE DEPARTMENT OF TRANSPORTATION
TRAFFIC ENGINEERING, ACCIDENT RECORDS SECTION
ACCIDENT SUMMARY II

2000

ACCIDENTS INVOLVING BICYCLES

	HOUR OF DAY												--- PM ---												UNK	TOTAL
	12	1	2	3	4	5	6	7	8	9	10	11	12	1	2	3	4	5	6	7	8	9	10	11		
DAY OF WEEK	12	1	2	3	4	5	6	7	8	9	10	11	12	1	2	3	4	5	6	7	8	9	10	11	UNK	TOTAL
SUNDAY	0	0	0	0	0	0	0	0	1	1	0	1	3	1	0	2	1	1	1	0	0	1	0	0	0	13 S
MONDAY	0	0	0	0	0	0	0	1	0	2	1	2	2	3	3	3	5	3	2	2	0	0	0	0	0	29 M
TUESDAY	0	0	0	0	0	0	0	1	1	0	2	1	2	2	2	3	6	5	5	1	1	1	1	0	0	34 T
WEDNESDAY	0	0	0	1	0	0	1	2	0	1	1	0	4	4	7	5	7	1	2	2	1	1	0	0	0	40 W
THURSDAY	0	0	0	0	0	0	0	3	1	2	1	1	1	4	1	3	3	4	5	3	0	1	0	1	0	34 T
FRIDAY	0	1	0	0	0	0	0	2	2	0	0	1	4	2	4	8	10	2	4	2	2	0	1	0	0	45 F
SATURDAY	0	0	0	0	0	0	0	1	0	1	1	2	5	2	3	1	5	3	1	4	0	0	1	0	0	30 S
UNKNOWN	0	0	0	0	0	0	0	0	0	0	0	0	0	0	0	0	0	0	0	0	0	0	0	0	0	U
TOTAL	0	1	0	1	0	0	1	10	5	7	6	8	21	18	20	25	37	19	20	14	4	4	3	1	0	225 T

	YEAR		TYPE OF UNIT																																
	TOTAL	2000	01 2-DOOR	02 4-DOOR	03 CONVERTIBLE	04 STATION WG	05 VAN	06 PICKUP TR	12 SCHOOL BUS	13 MOTOR HOME	14 MOTORCYCLE	15 MOPED	16 MOTOR BIKE	17 BICYCLE	18 SNOWMOBILE	19 PEDESTRIAN	23 ATV	99 UNK / OTHER	10 BOB TAIL	20 2ADT	30 3ASU	40 4ASU	21 2ASA	22 2ATA	31 3ASA	32 3ATA	33 3ATR	42 4ATA	25 2AT1A2ATR	35 3AT1A2ATR	36 3AT2A2ATR	50 OTHER	81 2AX CM BUS	82 3AX CM BUS	98 FARM/TRAC
JANUARY	1	1																	34																2
FEBRUARY	0	0																	107																2
MARCH	11	11																	0																3
APRIL	12	12																	15																0
MAY	21	21																	23																0
JUNE	38	38																	25																0
JULY	39	39																	0																0
AUGUST	41	41																	3																0
SEPTEMBER	36	36																	0																0
OCTOBER	18	18																	0																0
NOVEMBER	7	7																	225																0
DECEMBER	1	1																	0																0
UNKNOWN	0	0																	0																0
TOTAL	225	225																	13																0

TOTAL

452

TINACSM2

MAINE DEPARTMENT OF TRANSPORTATION
TRAFFIC ENGINEERING, ACCIDENT RECORDS SECTION
ACCIDENT SUMMARY II

2000

ACCIDENTS INVOLVING BICYCLES

APPARENT CONTRIBUTING FACTOR		DR					APPARENT PHYSICAL CONDITION					DR					OTHER TOTAL							
		1	2	3	4	5	1	2	3	4	5	1	2	3	4	5	1	2	3	4	5			
HUMAN FACTORS																								
NO IMPROPER DRIVING		121	60	0	0	0	181						212	211	1	0	0	0	0	0	0	424		
FAIL TO YIELD R-WAY		19	39	0	0	0	58	UNDER THE INFLUENCE					0	5	0	0	0	0	0	0	0	5		
ILLEGAL UNSAFE SPEED		4	7	1	0	0	12	DRINKING					3	2	0	0	0	0	0	0	0	5		
FOLLOW TOO CLOSE		0	1	0	0	0	1	USING DRUGS					0	0	0	0	0	0	0	0	0	0		
DISREGARD TRAFFIC CONTROL		0	12	0	0	0	12	ASLEEP					1	0	0	0	0	0	0	0	0	1		
DRIVING LEFT OF CENTER		0	8	0	0	0	8	FATIGUED					0	2	0	0	0	0	0	0	0	2		
IMPROPER PASSING		2	1	0	0	0	3	ILL					0	0	0	0	0	0	0	0	0	0		
IMPROPER LANE CHANGE		1	1	0	0	0	2	HANDICAPPED					0	0	0	0	0	0	0	0	0	0		
IMPROPER START/STOP		2	0	0	0	0	2	OTHER/UNKNOWN					9	5	1	0	0	0	0	0	0	15		
IMPROPER TURN		3	2	0	0	0	5						TOTAL					225	225	2	0	0	0	452
UNSAFE BACKING		3	0	0	0	0	3	TYPE OF UNIT																
NO PROPER SIGNAL		3	0	0	0	0	3																	
IMPEDING TRAFFIC		0	2	0	0	0	2																	
DRIVER INATTENTION		41	30	0	0	0	71																	
DRIVER INEXPERIENCE		0	7	0	0	0	7	DRIVER					BIKE					SNOW SLED						
PEDESTRIAN VIOLATION		0	7	0	0	0	7																	
PHYSICAL IMPAIRMENT		1	1	0	0	0	2	AGE																
VISION OBSCURED GLASS		0	0	0	0	0	0	9-UNDER					0	33	0	0	0	0	0	0	0	33		
VISION OBSCURED LIGHT		6	0	0	0	0	6	10-14					0	73	0	0	0	0	0	0	0	73		
VISION OBSCURED OTHER		8	3	0	0	0	11	15-19					17	42	0	0	0	0	0	0	0	59		
OTHER HUMAN FACTOR		2	22	0	0	0	24	20-24					23	14	0	0	0	0	0	0	0	37		
HIT & RUN		4	2	0	0	0	6	25-29					22	11	0	0	0	0	0	0	0	33		
VEHICULAR FACTORS																								
DEFECTIVE BRAKES		0	4	0	0	0	4	30-39					39	13	0	0	0	0	0	0	0	52		
DEFECTIVE TIRE		0	0	0	0	0	0	40-49					42	21	0	0	0	0	0	0	0	63		
DEFECTIVE LIGHTS		0	2	0	0	0	2	50-59					32	10	0	0	0	0	0	0	0	42		
DEFECTIVE SUSPENSION		0	0	0	0	0	0	60-69					17	2	0	0	0	0	0	0	0	19		
DEFECTIVE STEERING		0	1	0	0	0	1	70-79					16	3	0	0	0	0	0	0	0	19		
OTHER VEHICLE DEFECT		0	2	0	0	0	2	80-OVER					6	1	0	0	0	0	0	0	0	7		
UNKNOWN		5	11	1	0	0	17	UNKNOWN					13	2	0	0	0	0	0	0	0	15		
TOTAL		225	225	2	0	0	452	TOTAL					227	225	0	0	0	0	0	0	0	0	452	



2000

2000

[illegible]

MAINE DEPARTMENT OF TRANSPORTATION
TRAFFIC ENGINEERING, ACCIDENT RECORDS SECTION
ACCIDENT SUMMARY II

2000

ACCIDENTS INVOLVING BICYCLES

WEATHER	LIGHT CONDITION	ROAD SURFACE							TOTAL		
		DRY	WET	SNOW SAND	ICE SAND	MUD	DEBRIS	OIL	SNOW	ICE	OTHER
CROSS WINDS (0)	DAWN	0	0	0	0	0	0	0	0	0	0
	DAYLIGHT	0	0	0	0	0	0	0	0	0	0
	DUSK	0	0	0	0	0	0	0	0	0	0
	DARK-LIGHTS	0	0	0	0	0	0	0	0	0	0
	DARK NO LIGHTS	0	0	0	0	0	0	0	0	0	0
	DARK LIGHTS OFF	0	0	0	0	0	0	0	0	0	0
SAND/DUST (0)	OTHER	0	0	0	0	0	0	0	0	0	0
	UNKNOWN	0	0	0	0	0	0	0	0	0	0
	DAWN	0	0	0	0	0	0	0	0	0	0
	DAYLIGHT	0	0	0	0	0	0	0	0	0	0
	DUSK	0	0	0	0	0	0	0	0	0	0
	DARK-LIGHTS	0	0	0	0	0	0	0	0	0	0
CLOUDY (35)	DARK NO LIGHTS	0	0	0	0	0	0	0	0	0	0
	DARK LIGHTS OFF	0	0	0	0	0	0	0	0	0	0
	OTHER	0	0	0	0	0	0	0	0	0	0
	UNKNOWN	0	0	0	0	0	0	0	0	0	0
	DAWN	1	0	0	0	0	0	0	0	0	1
	DAYLIGHT	23	6	0	0	0	0	0	0	0	29
OTHER (0)	DUSK	1	0	0	0	0	0	0	0	0	1
	DARK-LIGHTS	2	0	0	0	0	0	0	0	0	2
	DARK NO LIGHTS	2	0	0	0	0	0	0	0	0	2
	DARK LIGHTS OFF	0	0	0	0	0	0	0	0	0	0
	OTHER	0	0	0	0	0	0	0	0	0	0
	UNKNOWN	0	0	0	0	0	0	0	0	0	0
ROAD SURFACE TOTALS	DAWN	0	0	0	0	0	0	0	0	0	0
	DAYLIGHT	0	0	0	0	0	0	0	0	0	0
	DUSK	0	0	0	0	0	0	0	0	0	0
	DARK-LIGHTS	0	0	0	0	0	0	0	0	0	0
	DARK NO LIGHTS	0	0	0	0	0	0	0	0	0	0
	DARK LIGHTS OFF	0	0	0	0	0	0	0	0	0	0
LIGHT CONDITION	OTHER	0	0	0	0	0	0	0	0	0	0
	UNKNOWN	0	0	0	0	0	0	0	0	0	0
	DAWN	211	14	0	0	0	0	0	0	0	225
	DAYLIGHT										
	DUSK										
	DARK-LIGHTS										
LIGHT CONDITION	DARK NO LIGHTS	5			3						
	DAYLIGHT	192			0						
	DUSK	12			0						
	DARK-LIGHTS	13			0						
	UNKNOWN										
	TOTAL										225

MAINE HIGHWAY BICYCLE CRASHES

By COUNTY

1999

<u>COUNTY</u>	<u>CRASHES</u>
ANDROSCOGGIN	32
AROOSTOOK	13
CUMBERLAND	68
FRANKLIN	6
HANCOCK	2
KENNEBEC	20
KNOX	6
LINCOLN	2
OXFORD	10
PENOBSCOT	14
PISCATAQUIS	1
SAGadahoc	14
SOMERSET	11
WALDO	4
WASHINGTON	2
YORK	59
TOTAL	264



TINACSM2

MAINE DEPARTMENT OF TRANSPORTATION
TRAFFIC ENGINEERING, ACCIDENT RECORDS SECTION
ACCIDENT SUMMARY II

1999

ACCIDENTS INVOLVING BICYCLES

DAY OF WEEK	--- A M ---												--- P M ---												11 UNK TOTAL	TOTAL
	12	1	2	3	4	5	6	7	8	9	10	11	12	1	2	3	4	5	6	7	8	9	10	11		
SUNDAY	0	1	0	0	0	1	1	0	1	0	1	0	0	4	2	2	1	2	2	0	2	1	0	0	21 S	
MONDAY	0	0	0	0	0	0	0	1	2	0	4	4	7	1	3	2	4	3	0	2	0	0	1	0	34 M	
TUESDAY	0	0	0	0	0	0	3	1	3	3	3	1	2	2	1	3	10	9	2	3	0	1	0	0	47 T	
WEDNESDAY	0	0	0	0	1	0	1	0	2	1	3	2	6	0	5	3	5	6	1	3	0	0	0	0	39 W	
THURSDAY	0	0	0	0	0	0	0	0	1	0	2	4	3	2	5	3	4	8	5	2	0	0	0	1	40 T	
FRIDAY	0	0	0	0	0	0	0	3	0	2	2	2	1	3	7	7	4	9	3	2	2	1	1	0	49 F	
SATURDAY	0	0	0	0	0	0	0	0	1	0	3	3	1	2	4	3	3	4	2	5	0	0	3	0	34 S	
UNKNOWN	0	0	0	0	0	0	0	0	0	0	0	0	0	0	0	0	0	0	0	0	0	0	0	0	0 U	
TOTAL	0	1	0	0	1	1	5	10	6	18	16	20	14	27	23	31	41	15	17	4	3	5	1	0	264 T	

YEAR

TYPE OF UNIT

	TOTAL	1999	01 2-DOOR	02 4-DOOR	03 CONVERTIBLE	04 STATION W/G	05 VAN	06 PICKUP TR	12 SCHOOL BUS	13 MOTOR HOME	14 MOTORCYCLE	15 MOPED	16 MOTOR BIKE	17 BICYCLE	18 SNOWMOBILE	19 PEDESTRIAN	23 ATV	99 UNK / OTHER	45	10 BOB TAIL	
JANUARY	4	4																	124	20 2ADT	
FEBRUARY	3	3																	1	30 3ASU	
MARCH	9	9																	12	40 4ASU	
APRIL	30	30																	30	21 2ASA	
MAY	27	27																	32	22 2ATA	
JUNE	38	38																	1	31 3ASA	
JULY	52	52																	0	32 3ATA	
AUGUST	50	50																	0	33 3ATR	
SEPTEMBER	26	26																	0	42 4ATA	
OCTOBER	10	10																	0	25 2AT1A2ATR	
NOVEMBER	10	10																	264	35 3AT1A2ATR	
DECEMBER	5	5																	0	36 3AT2A2ATR	
UNKNOWN	0	0																	3	50 OTHER	
																			0	81 2AX CM BUS	
																			13	82 3AX CM BUS	
TOTAL	264	264																			98 FARMTRAC

TOTAL

530

MAINE DEPARTMENT OF TRANSPORTATION
TRAFFIC ENGINEERING, ACCIDENT RECORDS SECTION
ACCIDENT SUMMARY II

1999

ACCIDENTS INVOLVING BICYCLES

[illegible]

TINACSM2

MAINE DEPARTMENT OF TRANSPORTATION
TRAFFIC ENGINEERING, ACCIDENT RECORDS SECTION
ACCIDENT SUMMARY II

1999

ACCIDENTS INVOLVING BICYCLES

APPARENT CONTRIBUTING FACTOR	DR					APPARENT PHYSICAL CONDITION					DR					DR						
	1	2	3	4	5	OTHER	TOTAL	1	2	3	4	5	OTHER	TOTAL	1	2	3	4	5	OTHER	TOTAL	
HUMAN FACTORS																						
NO IMPROPER DRIVING	160	58	1	0	0	0	219	244	253	1	1	0	0	499								
FAIL TO YIELD R-WAY	22	45	0	0	0	0	67	2	2	0	0	0	0	4								
ILLEGAL UNSAFE SPEED	4	1	0	0	0	0	5	6	2	0	0	0	0	8								
FOLLOW TOO CLOSE	0	0	0	0	0	0	0	0	0	0	0	0	0	0								
DISREGARD TRAFFIC CONTROL	2	7	0	0	0	0	9	1	0	0	0	0	0	1								
DRIVING LEFT OF CENTER	0	1	0	0	0	0	1	0	1	0	0	0	0	1								
IMPROPER PASSING	0	3	0	0	0	0	3	0	0	0	0	0	0	0								
IMPROPER LANE CHANGE	1	6	0	0	0	0	7	0	1	0	0	0	0	0								
IMPROPER START/STOP	0	0	0	0	0	0	0	0	1	0	0	0	0	1								
IMPROPER TURN	2	8	0	0	0	0	10	10	4	2	0	0	0	16								
UNSAFE BACKING	1	0	0	0	0	0	1	263	263	3	1	0	0	530								
NO PROPER SIGNAL	1	0	0	0	0	0	1	TYPE OF UNIT														
IMPEDING TRAFFIC	1	1	0	0	0	0	2															
DRIVER INATTENTION	40	47	0	0	0	0	87															
DRIVER INEXPERIENCE	2	11	0	0	0	0	13															
PEDESTRIAN VIOLATION	0	15	0	1	0	0	16															
PHYSICAL IMPAIRMENT	2	1	0	0	0	0	3															
VISION OBSCURED GLASS	0	0	0	0	0	0	0															
VISION OBSCURED LIGHT	6	0	0	0	0	0	6															
VISION OBSCURED OTHER	6	8	0	0	0	0	14															
OTHER HUMAN FACTOR	1	27	0	0	0	0	28															
HIT & RUN	7	3	0	0	0	0	10															
VEHICULAR FACTORS																						
DEFECTIVE BRAKES	0	5	0	0	0	0	5															
DEFECTIVE TIRE	0	0	0	0	0	0	0															
DEFECTIVE LIGHTS	0	0	0	0	0	0	0															
DEFECTIVE SUSPENSION	0	0	0	0	0	0	0															
DEFECTIVE STEERING	0	1	0	0	0	0	1															
OTHER VEHICLE DEFECT	1	5	0	0	0	0	6															
UNKNOWN	4	10	2	0	0	0	16															
TOTAL	263	263	3	1	0	0	530	263	264	0	3	0	0	530								

MAINE DEPARTMENT OF TRANSPORTATION
TRAFFIC ENGINEERING, ACCIDENT RECORDS SECTION
ACCIDENT SUMMARY II

1999

ACCIDENTS INVOLVING BICYCLES

WEATHER	LIGHT	CONDITION	ROAD SURFACE										TOTAL	
			DRY	WET	SNOW SAND	ICE SAND	MUD	DEBRIS	OIL	SNOW	ICE	OTHER		
CLEAR (206)		DAWN	4	0	0	0		0	0	0	0	0	0	4
		DAYLIGHT	169	3	0	0		0	1	0	0	0	1	174
		DUSK	14	0	0	0		0	0	0	0	0	0	14
		DARK-LIGHTS	12	0	0	0		0	0	0	1	0	0	13
		DARK NO LIGHTS	1	0	0	0		0	0	0	0	0	0	1
		DARK LIGHTS OFF	0	0	0	0		0	0	0	0	0	0	0
		OTHER	0	0	0	0		0	0	0	0	0	0	0
RAIN (14)		UNKNOWN	0	0	0	0		0	0	0	0	0	0	0
		DAWN	0	0	0	0		0	0	0	0	0	0	0
		DAYLIGHT	2	8	0	0		0	0	0	0	0	0	10
		DUSK	0	0	0	0		0	0	0	0	0	0	0
		DARK-LIGHTS	1	1	0	0		0	0	0	1	0	0	3
		DARK NO LIGHTS	0	1	0	0		0	0	0	0	0	0	1
		DARK LIGHTS OFF	0	0	0	0		0	0	0	0	0	0	0
SNOW (0)		OTHER	0	0	0	0		0	0	0	0	0	0	0
		UNKNOWN	0	0	0	0		0	0	0	0	0	0	0
		DAWN	0	0	0	0		0	0	0	0	0	0	0
		DAYLIGHT	0	0	0	0		0	0	0	0	0	0	0
		DUSK	0	0	0	0		0	0	0	0	0	0	0
		DARK-LIGHTS	0	0	0	0		0	0	0	0	0	0	0
		DARK NO LIGHTS	0	0	0	0		0	0	0	0	0	0	0
SLEET/HAIL (1)		DARK LIGHTS OFF	0	0	0	0		0	0	0	0	0	0	0
		OTHER	0	0	0	0		0	0	0	0	0	0	0
		UNKNOWN	0	0	0	0		0	0	0	0	0	0	0
		DAWN	0	0	0	0		0	0	0	0	0	0	0
		DAYLIGHT	0	0	0	0		0	0	0	0	0	0	0
		DUSK	0	0	0	0		0	0	1	0	0	0	1
		DARK-LIGHTS	0	0	0	0		0	0	0	0	0	0	0
FOG/SMOG (3)		DARK NO LIGHTS	0	0	0	0		0	0	0	0	0	0	0
		DARK LIGHTS OFF	0	0	0	0		0	0	0	0	0	0	0
		OTHER	0	0	0	0		0	0	0	0	0	0	0
		UNKNOWN	0	0	0	0		0	0	0	0	0	0	0
		DAWN	0	0	1	0		0	0	0	0	0	0	1
		DAYLIGHT	0	1	0	0		0	0	0	0	0	0	1
		DUSK	0	0	0	0		0	0	0	0	0	0	0
	DARK-LIGHTS	0	1	0	0		0	0	0	0	0	0	1	
	DARK NO LIGHTS	0	0	0	0		0	0	0	0	0	0	0	
	DARK LIGHTS OFF	0	0	0	0		0	0	0	0	0	0	0	
	OTHER	0	0	0	0		0	0	0	0	0	0	0	
	UNKNOWN	0	0	0	0		0	0	0	0	0	0	0	

MAINE DEPARTMENT OF TRANSPORTATION
TRAFFIC ENGINEERING, ACCIDENT RECORDS SECTION
ACCIDENT SUMMARY II

1999
ACCIDENTS INVOLVING BICYCLES

WEATHER	LIGHT CONDITION	DRY	WET	SNOW SAND	ICE SAND	ROAD SURFACE			SNOW	ICE	OTHER	TOTAL
						MUD	DEBRIS	OIL				
CROSS WINDS (0)	DAWN	0	0	0	0	0	0	0	0	0	0	0
	DAYLIGHT	0	0	0	0	0	0	0	0	0	0	0
	DUSK	0	0	0	0	0	0	0	0	0	0	0
	DARK-LIGHTS	0	0	0	0	0	0	0	0	0	0	0
	DARK NO LIGHTS	0	0	0	0	0	0	0	0	0	0	0
	DARK LIGHTS OFF	0	0	0	0	0	0	0	0	0	0	0
SAND/DUST (0)	OTHER	0	0	0	0	0	0	0	0	0	0	0
	UNKNOWN	0	0	0	0	0	0	0	0	0	0	0
	DAWN	0	0	0	0	0	0	0	0	0	0	0
	DAYLIGHT	0	0	0	0	0	0	0	0	0	0	0
	DUSK	0	0	0	0	0	0	0	0	0	0	0
	DARK-LIGHTS	0	0	0	0	0	0	0	0	0	0	0
CLOUDY (39)	DARK NO LIGHTS	0	0	0	0	0	0	0	0	0	0	0
	DARK LIGHTS OFF	0	0	0	0	0	0	0	0	0	0	0
	OTHER	0	0	0	0	0	0	0	0	0	0	0
	UNKNOWN	0	0	0	0	0	0	0	0	0	0	0
	DAWN	0	0	0	0	0	0	0	0	0	0	0
	DAYLIGHT	32	1	0	0	0	0	0	0	0	0	33
OTHER (1)	DUSK	2	0	0	0	0	0	0	0	0	0	2
	DARK-LIGHTS	1	0	0	0	0	0	0	0	0	0	1
	DARK NO LIGHTS	0	0	0	0	0	0	0	0	0	0	0
	DARK LIGHTS OFF	2	1	0	0	0	0	0	0	0	0	3
	OTHER	0	0	0	0	0	0	0	0	0	0	0
	UNKNOWN	0	0	0	0	0	0	0	0	0	0	0
ROAD SURFACE TOTALS	DAWN	0	0	0	0	0	0	0	0	0	0	0
	DAYLIGHT	0	1	0	0	0	0	0	0	0	0	1
	DUSK	0	0	0	0	0	0	0	0	0	0	0
	DARK-LIGHTS	0	0	0	0	0	0	0	0	0	0	0
	DARK NO LIGHTS	0	0	0	0	0	0	0	0	0	0	0
	DARK LIGHTS OFF	0	0	0	0	0	0	0	0	0	0	0
TOTAL												264

LIGHT CONDITION

DAWN	5	DARK NO LIGHTS	2
DAYLIGHT	219	DARK LIGHTS OFF	3
DUSK	17	OTHER	0
DARK-LIGHTS	18	UNKNOWN	0
TOTAL		264	



MAINE HIGHWAY BICYCLE CRASHES
By COUNTY
1998

<u>COUNTY</u>	<u>CRASHES</u>
ANDROSCOGGIN	42
AROOSTOOK	12
CUMBERLAND	74
FRANKLIN	3
HANCOCK	8
KENNEBEC	16
KNOX	10
LINCOLN	0
OXFORD	6
PENOBSCOT	18
PISCATAQUIS	4
SAGadahoc	6
SOMERSET	9
WALDO	5
WASHINGTON	2
YORK	60
TOTAL	275



TINACSM2

MAINE DEPARTMENT OF TRANSPORTATION
TRAFFIC ENGINEERING, ACCIDENT RECORDS SECTION
ACCIDENT SUMMARY II

1998

ACCIDENTS INVOLVING BICYCLES

DAY OF WEEK	HOUR OF DAY												--- P M ---												UNK	TOTAL
	12	1	2	3	4	5	6	7	8	9	10	11	12	1	2	3	4	5	6	7	8	9	10	11		
SUNDAY	0	0	0	0	1	0	0	1	0	1	5	1	1	2	3	2	6	1	3	2	1	1	1	0	0	32 S
MONDAY	0	0	0	0	0	0	0	1	2	0	1	3	2	1	4	10	9	7	1	3	3	0	0	0	0	47 M
TUESDAY	0	0	0	0	0	0	0	3	3	2	2	4	3	1	3	5	4	2	2	3	0	0	1	0	0	38 T
WEDNESDAY	0	0	0	0	0	0	1	1	2	1	1	1	2	3	3	5	10	12	5	1	3	0	2	1	0	54 W
THURSDAY	0	1	0	0	0	1	0	2	1	1	4	2	0	2	4	7	4	2	6	0	1	1	2	1	0	42 T
FRIDAY	0	0	0	0	0	0	0	1	2	1	0	2	2	3	3	4	6	3	3	3	1	1	2	0	0	37 F
SATURDAY	0	0	0	0	0	1	0	0	1	0	2	1	1	2	4	2	1	3	3	2	2	0	0	0	0	25 S
UNKNOWN	0	0	0	0	0	0	0	0	0	0	0	0	0	0	0	0	0	0	0	0	0	0	0	0	0 U	
TOTAL	0	1	0	0	1	2	1	9	11	6	15	14	11	14	24	35	40	30	23	14	11	3	8	2	0	275 T

	TOTAL	YEAR	TYPE OF UNIT																						
	1998		01 2-DOOR	45	10 BOB TAIL	0																			
JANUARY	2	2	02 4-DOOR	119	20 2ADT	1																			
FEBRUARY	1	1	03 CONVERTIBLE	0	30 3ASU	2																			
MARCH	15	15	04 STATION WG	16	40 4ASU	1																			
APRIL	29	29	05 VAN	36	21 2ASA	0																			
MAY	30	30	06 PICKUP TR	44	22 2ATA	0																			
JUNE	36	36	12 SCHOOL BUS	0	31 3ASA	0																			
JULY	48	48	13 MOTOR HOME	0	32 3ATA	1																			
AUGUST	49	49	14 MOTORCYCLE	2	33 3ATR	0																			
SEPTEMBER	28	28	15 MOPED	0	42 4ATA	0																			
OCTOBER	21	21	16 MOTOR BIKE	0	25 2AT1A2ATR	0																			
NOVEMBER	11	11	17 BICYCLE	275	35 3AT1A2ATR	0																			
DECEMBER	5	5	18 SNOWMOBILE	0	36 3AT2A2ATR	0																			
UNKNOWN	0	0	19 PEDESTRIAN	2	50 OTHER	0																			
			23 ATV	0	81 2AX CM BUS	1																			
			99 UNK / OTHER	13	82 3AX CM BUS	0																			
TOTAL	275	275			98 FARM/TRAC	0																			

TOTAL

558

TINACSM2

MAINE DEPARTMENT OF TRANSPORTATION
TRAFFIC ENGINEERING, ACCIDENT RECORDS SECTION
ACCIDENT SUMMARY II

1998

ACCIDENTS INVOLVING BICYCLES

APPARENT CONTRIBUTING FACTOR		DR 1	DR 2	DR 3	DR 4	DR 5	OTHER	TOTAL	APPARENT PHYSICAL CONDITION					DR 1	DR 2	DR 3	DR 4	DR 5	OTHER	TOTAL											
HUMAN FACTORS																															
NO IMPROPER DRIVING		158	68	3	0	0	0	229	NORMAL					262	258	9	0	0	0	0	529										
FAIL TO YIELD R-WAY		29	46	0	0	0	0	75	UNDER THE INFLUENCE					3	5	0	0	0	0	0	8										
ILLEGAL UNSAFE SPEED		5	6	0	0	0	0	11	DRINKING					0	4	0	0	0	0	0	4										
FOLLOW TOO CLOSE		0	1	0	0	0	0	1	USING DRUGS					0	0	0	0	0	0	0	0										
DISREGARD TRAFFIC CONTROL		2	15	2	0	0	0	19	ASLEEP					0	0	0	0	0	0	0	0										
DRIVING LEFT OF CENTER		0	3	0	0	0	0	3	FATIGUED					0	1	0	0	0	0	0	0										
IMPROPER PASSING		0	1	0	0	0	0	1	ILL					1	0	0	0	0	0	0	1										
IMPROPER LANE CHANGE		0	4	0	0	0	0	4	HANDICAPPED					0	2	0	0	0	0	0	2										
IMPROPER START/STOP		1	1	0	0	0	0	2	OTHER/UNKNOWN					9	4	0	0	0	0	0	13										
IMPROPER TURN		6	6	0	0	0	0	12	TOTAL					275	274	9	0	0	0	0	558										
UNSAFE BACKING		2	0	0	0	0	0	2	TYPE OF UNIT																						
NO PROPER SIGNAL		1	0	0	0	0	0	1																							
IMPEDING TRAFFIC		0	5	0	0	0	0	5																							
DRIVER INATTENTION		41	41	1	0	0	0	83						DRIVER		BIKE		SNOW SLED		PED		ATV		TOTAL							
DRIVER INEXPERIENCE		2	6	0	0	0	0	8																							
PEDESTRIAN VIOLATION		0	17	2	0	0	0	19																							
PHYSICAL IMPAIRMENT		0	0	0	0	0	0	0	AGE																						
VISION OBSCURED GLASS		0	0	0	0	0	0	0	9-UNDER					0		35		0		0		0		35							
VISION OBSCURED LIGHT		2	0	0	0	0	0	2	10-14					1		87		0		0		0		88							
VISION OBSCURED OTHER		13	3	0	0	0	0	16	15-19					27		56		0		1		0		84							
OTHER HUMAN FACTOR		3	34	1	0	0	0	38	20-24					24		12		0		0		0		36							
HIT & RUN		3	2	0	0	0	0	5	25-29					25		12		0		0		0		37							
VEHICULAR FACTORS									30-39					62		37		0		1		0		100							
DEFECTIVE BRAKES		0	4	0	0	0	0	4	40-49					54		15		0		0		0		69							
DEFECTIVE TIRE		0	0	0	0	0	0	0	50-59					40		10		0		0		0		50							
DEFECTIVE LIGHTS		0	2	0	0	0	0	2	60-69					20		4		0		0		0		24							
DEFECTIVE SUSPENSION		0	0	0	0	0	0	0	70-79					14		3		0		0		0		17							
DEFECTIVE STEERING		0	0	0	0	0	0	0	80-OVER					4		0		0		0		0		4							
OTHER VEHICLE DEFECT		0	2	0	0	0	0	2	UNKNOWN					10		4		0		0		0		14							
UNKNOWN		7	7	0	0	0	0	14																							
TOTAL		275	274	9	0	0	0	558	TOTAL					281	275	0	0	2	0	0	0	558									





MAINE DEPARTMENT OF TRANSPORTATION
TRAFFIC ENGINEERING, ACCIDENT RECORDS SECTION
ACCIDENT SUMMARY II

ACCIDENTS INVOLVING BICYCLES

[illegible]

MAINE DEPARTMENT OF TRANSPORTATION
TRAFFIC ENGINEERING, ACCIDENT RECORDS SECTION
ACCIDENT SUMMARY II
1998

ACCIDENTS INVOLVING BICYCLES

WEATHER	LIGHT CONDITION	DRY	WET	SNOW SAND	ICE SAND	MUD	DEBRIS	OIL	SNOW	ICE	OTHER	TOTAL
CROSS WINDS (0)	DAWN	0	0	0	0	0	0	0	0	0	0	0
	DAYLIGHT	0	0	0	0	0	0	0	0	0	0	0
	DUSK	0	0	0	0	0	0	0	0	0	0	0
	DARK-LIGHTS	0	0	0	0	0	0	0	0	0	0	0
	DARK NO LIGHTS	0	0	0	0	0	0	0	0	0	0	0
	DARK LIGHTS OFF	0	0	0	0	0	0	0	0	0	0	0
SAND/DUST (0)	OTHER	0	0	0	0	0	0	0	0	0	0	0
	UNKNOWN	0	0	0	0	0	0	0	0	0	0	0
	DAWN	0	0	0	0	0	0	0	0	0	0	0
	DAYLIGHT	0	0	0	0	0	0	0	0	0	0	0
	DUSK	0	0	0	0	0	0	0	0	0	0	0
	DARK-LIGHTS	0	0	0	0	0	0	0	0	0	0	0
CLOUDY (41)	DARK NO LIGHTS	0	0	0	0	0	0	0	0	0	0	0
	DARK LIGHTS OFF	0	0	0	0	0	0	0	0	0	0	0
	OTHER	0	0	0	0	0	0	0	0	0	0	0
	UNKNOWN	0	0	0	0	0	0	0	0	0	0	0
	DAWN	1	0	0	0	0	0	0	0	0	0	1
	DAYLIGHT	29	2	0	0	0	0	0	0	0	0	31
OTHER (1)	DUSK	0	1	0	0	0	0	0	0	0	0	1
	DARK-LIGHTS	7	0	0	0	0	0	0	0	0	0	7
	DARK NO LIGHTS	1	0	0	0	0	0	0	0	0	0	1
	DARK LIGHTS OFF	0	0	0	0	0	0	0	0	0	0	0
	OTHER	0	0	0	0	0	0	0	0	0	0	0
	UNKNOWN	0	0	0	0	0	0	0	0	0	0	0
ROAD SURFACE TOTALS	DAWN	0	0	0	0	0	0	0	0	0	0	0
	DAYLIGHT	0	0	0	0	0	0	0	0	0	0	0
	DUSK	0	0	0	0	0	0	0	0	0	0	0
	DARK-LIGHTS	0	0	0	0	0	0	0	0	0	0	0
	DARK NO LIGHTS	0	0	0	0	0	0	0	0	0	0	0
	DARK LIGHTS OFF	0	0	0	0	0	0	0	0	0	0	0
LIGHT CONDITION	OTHER	0	0	0	0	0	0	0	0	0	1	1
	UNKNOWN	0	0	0	0	0	0	0	0	0	0	0
	DAWN	0	0	0	0	0	0	0	0	0	0	0
	DAYLIGHT	0	0	0	0	0	0	0	0	0	0	0
	DUSK	0	0	0	0	0	0	0	0	0	0	0
	DARK-LIGHTS	0	0	0	0	0	0	0	0	0	0	0
ROAD SURFACE TOTALS	DARK NO LIGHTS	0	0	0	0	0	0	0	0	0	0	0
	DARK LIGHTS OFF	0	0	0	0	0	0	0	0	0	0	0
	OTHER	0	0	0	0	0	0	0	0	0	1	1
	UNKNOWN	0	0	0	0	0	0	0	0	0	0	0
	DAWN	0	0	0	0	0	0	0	0	0	0	0
	DAYLIGHT	0	0	0	0	0	0	0	0	0	0	0
ROAD SURFACE TOTALS		257	16	0	1	0	0	0	0	0	1	275

LIGHT CONDITION

DAWN	6	DARK NO LIGHTS	6
DAYLIGHT	220	DARK LIGHTS OFF	1
DUSK	20	OTHER	1
DARK-LIGHTS	21	UNKNOWN	0
TOTAL		TOTAL	275



MAINE HIGHWAY BICYCLE CRASHES

BY COUNTY

1997

<u>COUNTY</u>	<u>CRASHES</u>
ANDROSCOGGIN	47
AROOSTOOK	6
CUMBERLAND	73
FRANKLIN	4
HANCOCK	16
KENNEBEC	28
KNOX	12
LINCOLN	3
OXFORD	10
PENOBSCOT	40
PISCATAQUIS	2
SAGadahoc	4
SOMERSET	13
WALDO	1
WASHINGTON	2
YORK	54
TOTAL	315



TINACSM2

MAINE DEPARTMENT OF TRANSPORTATION
TRAFFIC ENGINEERING, ACCIDENT RECORDS SECTION
ACCIDENT SUMMARY II

1997

ACCIDENTS INVOLVING BICYCLES

DAY OF WEEK	HOUR OF DAY												--- P M ---												UNKN	TOTAL
	12	1	2	3	4	5	6	7	8	9	10	11	12	1	2	3	4	5	6	7	8	9	10	11		
SUNDAY	1	0	0	0	0	0	0	0	0	1	4	1	1	2	1	3	1	3	3	1	1	0	0	0	23 S	
MONDAY	0	0	0	0	0	0	2	1	2	0	4	3	9	3	7	3	6	8	2	1	0	2	0	1	0 54 M	
TUESDAY	0	0	0	0	1	0	0	5	1	1	3	3	2	3	6	7	5	4	2	5	2	0	0	0	50 T	
WEDNESDAY	0	0	1	0	0	1	2	4	1	2	2	1	6	1	5	9	3	5	8	1	0	1	1	0	0 54 W	
THURSDAY	0	0	1	0	0	0	0	0	1	1	1	1	7	2	7	4	7	3	7	1	0	4	0	0	47 T	
FRIDAY	0	1	0	0	0	1	0	0	2	0	3	2	4	3	6	8	1	7	5	2	2	1	1	0	0 49 F	
SATURDAY	0	0	0	0	0	0	0	3	1	3	2	0	5	3	3	2	4	4	4	2	0	0	1	1	0 38 S	
UNKNOWN	0	0	0	0	0	0	0	0	0	0	0	0	0	0	0	0	0	0	0	0	0	0	0	0 0 U		
TOTAL	1	1	2	0	1	1	5	13	8	8	19	11	34	17	35	36	27	34	31	13	5	8	3	2	0 315 T	

YEAR

TYPE OF UNIT

	TOTAL	1997	01 2-DOOR	56	10 BOB TAIL	0
			02 4-DOOR	138	20 2ADT	1
JANUARY	2	2	03 CONVERTIBLE	0	30 3ASU	0
FEBRUARY	3	3	04 STATION WG	19	40 4ASU	0
MARCH	8	8	05 VAN	32	21 2ASA	0
APRIL	21	21	06 PICKUP TR	46	22 2ATA	0
MAY	42	42	12 SCHOOL BUS	2	31 3ASA	0
JUNE	61	61	13 MOTOR HOME	0	32 3ATA	1
JULY	63	63	14 MOTORCYCLE	6	33 3ATR	0
AUGUST	50	50	15 MOPED	0	42 4ATA	0
SEPTEMBER	22	22	16 MOTOR BIKE	0	25 2AT1A2ATR	0
OCTOBER	29	29	17 BICYCLE	319	35 3AT1A2ATR	0
NOVEMBER	9	9	18 SNOWMOBILE	0	36 3AT2A2ATR	0
DECEMBER	5	5	19 PEDESTRIAN	0	50 OTHER	0
UNKNOWN	0	0	23 ATV	0	81 2AX CM BUS	0
			99 UNK / OTHER	20	82 3AX CM BUS	0
TOTAL	315	315			98 FARM/TRAC	0

TINACSM2

MAINE DEPARTMENT OF TRANSPORTATION
TRAFFIC ENGINEERING, ACCIDENT RECORDS SECTION
ACCIDENT SUMMARY II

1997

ACCIDENTS INVOLVING BICYCLES

APPARENT CONTRIBUTING FACTOR	DR					APPARENT PHYSICAL CONDITION					DR					DR					
	1	2	3	4	5	OTHER	TOTAL	1	2	3	4	5	OTHER	TOTAL	1	2	3	4	5	OTHER	TOTAL
HUMAN FACTORS																					
NO IMPROPER DRIVING	191	74	4	0	0	0	269	304	304	8	0	0	0	616							
FAIL TO YIELD R-WAY	33	52	2	0	0	0	87	1	2	0	0	0	0	3							
ILLEGAL UNSAFE SPEED	5	2	0	0	0	0	7	2	5	0	0	0	0	7							
FOLLOW TOO CLOSE	1	1	1	0	0	0	3	0	0	0	0	0	0	0							
DISREGARD TRAFFIC CONTROL	3	11	0	0	0	0	14	0	0	0	0	0	0	0							
DRIVING LEFT OF CENTER	1	6	0	0	0	0	7	0	0	0	0	0	0	0							
IMPROPER PASSING	0	3	0	0	0	0	3	0	0	0	0	0	0	0							
IMPROPER LANE CHANGE	0	1	0	0	0	0	1	0	1	0	0	0	0	1							
IMPROPER START/STOP	0	2	0	0	0	0	2	8	2	3	0	0	0	13							
IMPROPER TURN	4	5	0	0	0	0	9	315	314	11	0	0	0	640							
UNSAFE BACKING	2	0	0	0	0	0	2	TYPE OF UNIT													
NO PROPER SIGNAL	1	0	0	0	0	0	1														
IMPEDING TRAFFIC	0	2	0	0	0	0	2														
DRIVER INATTENTION	48	57	1	0	0	0	106														
DRIVER INEXPERIENCE	0	11	0	0	0	0	11														
PEDESTRIAN VIOLATION	0	25	1	0	0	0	26														
PHYSICAL IMPAIRMENT	2	0	0	0	0	0	2														
VISION OBSCURED GLASS	0	0	0	0	0	0	0	0	53	0	0	0	0	53							
VISION OBSCURED LIGHT	2	0	0	0	0	0	2	0	113	0	0	0	0	113							
VISION OBSCURED OTHER	7	5	0	0	0	0	12	36	46	0	0	0	0	82							
OTHER HUMAN FACTOR	6	43	0	0	0	0	49	33	28	0	0	0	0	61							
HIT & RUN	3	0	0	0	0	0	3	29	23	0	0	0	0	52							
VEHICULAR FACTORS																					
DEFECTIVE BRAKES	0	4	0	0	0	0	4	65	22	0	0	0	0	87							
DEFECTIVE TIRE	1	0	0	0	0	0	1	53	16	0	0	0	0	69							
DEFECTIVE LIGHTS	0	3	0	0	0	0	3	30	10	0	0	0	0	40							
DEFECTIVE SUSPENSION	0	0	0	0	0	0	0	24	4	0	0	0	0	28							
DEFECTIVE STEERING	0	0	0	0	0	0	0	23	2	0	0	0	0	25							
OTHER VEHICLE DEFECT	0	2	0	0	0	0	2	11	0	0	0	0	0	11							
UNKNOWN	5	5	2	0	0	0	12	17	2	0	0	0	0	19							
TOTAL	315	314	11	0	0	0	640	321	319	0	0	0	0	640							



TINACSM2

MAINE DEPARTMENT OF TRANSPORTATION
TRAFFIC ENGINEERING, ACCIDENT RECORDS SECTION
ACCIDENT SUMMARY II

1997

ACCIDENTS INVOLVING BICYCLES

WEATHER	LIGHT CONDITION	ROAD SURFACE										ICE	OTHER	TOTAL
		DRY	WET	SNOW SAND	ICE SAND	MUD	DEBRIS	OIL	SNOW					
CLEAR (255)	DAWN	6	0	0	0	0	0	0	0	0	0	0	0	6
	DAYLIGHT	216	2	0	0	0	0	0	0	0	0	0	2	220
	DUSK	10	0	0	0	0	0	0	0	0	0	0	0	10
	DARK-LIGHTS	12	1	1	0	0	0	0	0	0	0	0	0	14
	DARK NO LIGHTS	2	0	0	0	0	0	0	0	0	0	0	0	2
	DARK LIGHTS OFF	2	0	0	1	0	0	0	0	0	0	0	0	3
	OTHER	0	0	0	0	0	0	0	0	0	0	0	0	0
RAIN (7)	UNKNOWN	0	0	0	0	0	0	0	0	0	0	0	0	0
	DAWN	0	0	0	0	0	0	0	0	0	0	0	0	0
	DAYLIGHT	0	3	0	0	0	0	0	0	0	0	0	0	3
	DUSK	0	0	0	0	0	0	0	0	0	0	0	0	0
	DARK-LIGHTS	0	4	0	0	0	0	0	0	0	0	0	0	4
	DARK NO LIGHTS	0	0	0	0	0	0	0	0	0	0	0	0	0
	DARK LIGHTS OFF	0	0	0	0	0	0	0	0	0	0	0	0	0
SNOW (0)	OTHER	0	0	0	0	0	0	0	0	0	0	0	0	0
	UNKNOWN	0	0	0	0	0	0	0	0	0	0	0	0	0
	DAWN	0	0	0	0	0	0	0	0	0	0	0	0	0
	DAYLIGHT	0	0	0	0	0	0	0	0	0	0	0	0	0
	DUSK	0	0	0	0	0	0	0	0	0	0	0	0	0
	DARK-LIGHTS	0	0	0	0	0	0	0	0	0	0	0	0	0
	DARK NO LIGHTS	0	0	0	0	0	0	0	0	0	0	0	0	0
SLEET/HAIL (0)	DARK LIGHTS OFF	0	0	0	0	0	0	0	0	0	0	0	0	0
	OTHER	0	0	0	0	0	0	0	0	0	0	0	0	0
	UNKNOWN	0	0	0	0	0	0	0	0	0	0	0	0	0
	DAWN	0	0	0	0	0	0	0	0	0	0	0	0	0
	DAYLIGHT	0	0	0	0	0	0	0	0	0	0	0	0	0
	DUSK	0	0	0	0	0	0	0	0	0	0	0	0	0
	DARK-LIGHTS	0	0	0	0	0	0	0	0	0	0	0	0	0
FOG/SMOG (0)	DARK NO LIGHTS	0	0	0	0	0	0	0	0	0	0	0	0	0
	DARK LIGHTS OFF	0	0	0	0	0	0	0	0	0	0	0	0	0
	OTHER	0	0	0	0	0	0	0	0	0	0	0	0	0
	UNKNOWN	0	0	0	0	0	0	0	0	0	0	0	0	0
	DAWN	0	0	0	0	0	0	0	0	0	0	0	0	0
	DAYLIGHT	0	0	0	0	0	0	0	0	0	0	0	0	0
	DUSK	0	0	0	0	0	0	0	0	0	0	0	0	0
DARK-LIGHTS	0	0	0	0	0	0	0	0	0	0	0	0	0	
DARK NO LIGHTS	0	0	0	0	0	0	0	0	0	0	0	0	0	
DARK LIGHTS OFF	0	0	0	0	0	0	0	0	0	0	0	0	0	
OTHER	0	0	0	0	0	0	0	0	0	0	0	0	0	
UNKNOWN	0	0	0	0	0	0	0	0	0	0	0	0	0	
DAWN	0	0	0	0	0	0	0	0	0	0	0	0	0	
DAYLIGHT	0	0	0	0	0	0	0	0	0	0	0	0	0	
DUSK	0	0	0	0	0	0	0	0	0	0	0	0	0	
DARK-LIGHTS	0	0	0	0	0	0	0	0	0	0	0	0	0	
DARK NO LIGHTS	0	0	0	0	0	0	0	0	0	0	0	0	0	
DARK LIGHTS OFF	0	0	0	0	0	0	0	0	0	0	0	0	0	
OTHER	0	0	0	0	0	0	0	0	0	0	0	0	0	
UNKNOWN	0	0	0	0	0	0	0	0	0	0	0	0	0	

MAINE DEPARTMENT OF TRANSPORTATION
TRAFFIC ENGINEERING, ACCIDENT RECORDS SECTION
ACCIDENT SUMMARY II
1997

ACCIDENTS INVOLVING BICYCLES

WEATHER	LIGHT CONDITION	DRY	WET	SNOW SAND	ICE SAND	MUD	DEBRIS	OIL	SNOW	ICE	OTHER	TOTAL
CROSS WINDS (0)	DAWN	0	0	0	0	0	0	0	0	0	0	0
	DAYLIGHT	0	0	0	0	0	0	0	0	0	0	0
	DUSK	0	0	0	0	0	0	0	0	0	0	0
	DARK-LIGHTS	0	0	0	0	0	0	0	0	0	0	0
	DARK NO LIGHTS	0	0	0	0	0	0	0	0	0	0	0
	DARK LIGHTS OFF	0	0	0	0	0	0	0	0	0	0	0
SAND/DUST (0)	OTHER	0	0	0	0	0	0	0	0	0	0	0
	UNKNOWN	0	0	0	0	0	0	0	0	0	0	0
	DAWN	0	0	0	0	0	0	0	0	0	0	0
	DAYLIGHT	0	0	0	0	0	0	0	0	0	0	0
	DUSK	0	0	0	0	0	0	0	0	0	0	0
	DARK-LIGHTS	0	0	0	0	0	0	0	0	0	0	0
CLOUDY (53)	DARK NO LIGHTS	0	0	0	0	0	0	0	0	0	0	0
	DARK LIGHTS OFF	0	0	0	0	0	0	0	0	0	0	0
	OTHER	0	0	0	0	0	0	0	0	0	0	0
	UNKNOWN	0	0	0	0	0	0	0	0	0	0	0
	DAWN	0	0	0	0	0	0	0	0	0	0	0
	DAYLIGHT	43	5	0	0	0	0	0	0	0	0	48
OTHER (0)	DUSK	1	0	0	0	0	0	0	0	0	0	1
	DARK-LIGHTS	3	1	0	0	0	0	0	0	0	0	4
	DARK NO LIGHTS	0	0	0	0	0	0	0	0	0	0	0
	DARK LIGHTS OFF	0	0	0	0	0	0	0	0	0	0	0
	OTHER	0	0	0	0	0	0	0	0	0	0	0
	UNKNOWN	0	0	0	0	0	0	0	0	0	0	0
	DAWN	0	0	0	0	0	0	0	0	0	0	0
	DAYLIGHT	0	0	0	0	0	0	0	0	0	0	0
	DUSK	0	0	0	0	0	0	0	0	0	0	0
	DARK-LIGHTS	0	0	0	0	0	0	0	0	0	0	0
	DARK NO LIGHTS	0	0	0	0	0	0	0	0	0	0	0
	DARK LIGHTS OFF	0	0	0	0	0	0	0	0	0	0	0
ROAD SURFACE TOTALS	OTHER	0	0	0	0	0	0	0	0	0	0	0
	UNKNOWN	0	0	0	0	0	0	0	0	0	0	0
	DAWN	0	0	0	0	0	0	0	0	0	0	0
	DAYLIGHT	0	0	0	0	0	0	0	0	0	0	0
	DUSK	0	0	0	0	0	0	0	0	0	0	0
	DARK-LIGHTS	0	0	0	0	0	0	0	0	0	0	0
LIGHT CONDITION	DARK NO LIGHTS	0	0	0	0	0	0	0	0	0	0	0
	DARK LIGHTS OFF	0	0	0	0	0	0	0	0	0	0	0
	OTHER	0	0	0	0	0	0	0	0	0	0	0
	UNKNOWN	0	0	0	0	0	0	0	0	0	0	0
	DAWN	295	16	1	1	0	0	0	0	0	2	315
	DUSK	6	271	11	22	0	0	0	0	0	0	0
ROAD SURFACE TOTALS	DAWN	6	271	11	22	0	0	0	0	0	0	0
	DAYLIGHT	295	16	1	1	0	0	0	0	0	2	315
	DUSK	6	271	11	22	0	0	0	0	0	0	0
	DARK-LIGHTS	0	0	0	0	0	0	0	0	0	0	0
	OTHER	0	0	0	0	0	0	0	0	0	0	0
	UNKNOWN	0	0	0	0	0	0	0	0	0	0	0



MAINE HIGHWAY BICYCLE CRASHES
By COUNTY
1996

<u>COUNTY</u>	<u>CRASHES</u>
ANDROSCOGGIN	34
AROOSTOOK	9
CUMBERLAND	119
FRANKLIN	4
HANCOCK	3
KENNEBEC	25
KNOX	10
LINCOLN	7
OXFORD	11
PENOBSCOT	25
PISCATAQUIS	2
SAGadahoc	10
SOMERSET	9
WALDO	0
WASHINGTON	5
YORK	64
TOTAL	337



TINACSM2

MAINE DEPARTMENT OF TRANSPORTATION
TRAFFIC ENGINEERING, ACCIDENT RECORDS SECTION
ACCIDENT SUMMARY II

1996

ACCIDENTS INVOLVING BICYCLES

DAY OF WEEK	HOUR OF DAY												--- P M ---												UNKN	TOTAL	
	12	1	2	3	4	5	6	7	8	9	10	11	12	1	2	3	4	5	6	7	8	9	10	11			
SUNDAY	0	0	1	0	0	0	0	0	1	1	3	0	3	4	6	3	4	5	2	1	0	0	0	0	34	S	
MONDAY	1	0	0	0	0	0	0	1	3	2	2	3	2	3	5	3	9	6	2	3	2	1	1	0	0	49	M
TUESDAY	0	0	0	0	0	0	0	4	1	2	1	4	2	2	4	9	9	4	1	3	1	1	1	0	50	T	
WEDNESDAY	1	0	0	1	0	1	0	2	3	3	1	4	2	6	6	8	7	9	5	2	0	3	0	1	0	65	W
THURSDAY	1	0	0	0	1	0	0	4	4	2	4	2	4	1	6	3	3	11	5	5	0	3	1	1	0	61	T
FRIDAY	0	1	0	0	0	0	0	2	2	0	0	4	2	0	2	5	5	6	4	3	1	1	0	0	0	38	F
SATURDAY	1	0	0	0	0	0	0	0	0	3	2	5	4	1	5	3	4	4	1	4	0	3	0	0	0	40	S
UNKNOWN	0	0	0	0	0	0	0	0	0	0	0	0	0	0	0	0	0	0	0	0	0	0	0	0	0	U	
TOTAL	4	1	1	1	1	1	0	13	14	13	13	22	19	17	34	34	41	45	20	21	4	12	3	3	0	337	T

TOTAL	YEAR	TYPE OF UNIT																	TOTAL	
		01 2-DOOR	02 4-DOOR	03 CONVERTIBLE	04 STATION WG	05 VAN	06 PICKUP TR	12 SCHOOL BUS	13 MOTOR HOME	14 MOTORCYCLE	15 MOPED	16 MOTOR BIKE	17 BICYCLE	18 SNOWMOBILE	19 PEDESTRIAN	23 ATV	99 UNK / OTHER			
JANUARY	3	65																	10 BOB TAIL	0
FEBRUARY	3	136																	20 2ADT	2
MARCH	11	0																	30 3ASU	0
APRIL	18	19																	40 4ASU	0
MAY	37	31																	21 2ASA	0
JUNE	55	60																	22 2ATA	0
JULY	59	1																	31 3ASA	0
AUGUST	70	1																	32 3ATA	1
SEPTEMBER	45	4																	33 3ATR	0
OCTOBER	19	0																	42 4ATA	0
NOVEMBER	10	0																	25 2AT1A2ATR	0
DECEMBER	7	343																	35 3AT1A2ATR	0
UNKNOWN	0	0																	36 3AT2A2ATR	0
TOTAL	337	1																	50 OTHER	0
		0																	81 2AX CM BUS	1
		18																	82 3AX CM BUS	0
																			98 FARM/TRAC	0

TOTAL

683

ACCIDENTS INVOLVING BICYCLES

TYPE OF LOCATION

TYPE OF LOCATION										INJURY DATA		
ACCIDENT TYPE	ST ROAD	CURV ROAD	** AT INTERSECTION	DRIVE			INTER CHANGE	UN KNOWN	TOTAL	SEV CODE	INJURY ACCIDENTS	NUMBER OF INJURIES
				5-LEG	4-LEG	3-LEG						
OBJECT IN ROAD	0	0	0	0	0	0	0	0	0	K	1	1
REAR END/SIDESWIPE	1	0	0	0	0	0	0	0	1	A	39	40
HEAD-ON/SIDESWIPE	0	0	0	0	0	0	0	0	0	B	185	192
INTERSECTION MOVEMENT	0	0	1	0	1	0	0	0	2	C	99	117
PEDESTRIANS	0	0	0	0	0	0	0	0	0			
TRAIN	0	0	0	0	0	0	0	0	0	PD	13	
RAN OFF ROAD	0	0	0	0	0	0	0	0	0			
ANIMAL	0	0	0	0	0	0	0	0	0	TOTAL	337	350
DEER	0	0	0	0	0	0	0	0	0			
MOOSE	0	0	0	0	0	0	0	0	0			
BEAR	0	0	0	0	0	0	0	0	0			
SLED/BIKE	82	11	97	83	4	55	1	0	1			
OTHER	0	0	0	0	0	0	0	0	0			
NON COLLISION	0	0	0	0	0	0	0	0	0			
UNKNOWN	0	0	0	0	0	0	0	0	0			
TOTAL	83	11	98	83	4	56	1	0	1			
FIXED OBJECT STRUCK												
CONSTRUCTION BARRICADES	0	0	0	TRAFFIC SIG STOP/GO	41	LEVEL STRAIGHT	228					
TRAFFIC SIGNAL	0	0	0	TRAFFIC SIG FLASHING	3	LEVEL CURVED	15					
R/R CROSSING	0	0	0	OVERHEAD FLASHERS	1	ON GRADE STRAIGHT	75					
LIGHT POLE	0	0	0	ALL WAY STOP	7	ON GRADE CURVED	6					
UTILITY POLE	0	0	0	STOP SIGN/OTHER	99	TOP OF HILL STRAIGHT	3					
SIGN POST	0	0	0	YIELD SIGN	2	TOP OF HILL CURVED	1					
MAIL BOXES	0	0	0	CURVE SIGN	4	BOTTOM OF HILL STRAIGHT	9					
OTHER POLES/POSTS	0	0	0	OFFICER /SCHOOL PAT	0	BOTTOM OF HILL CURVED	0					
FIRE PLUG/PARK METER	1	0	0	SCHOOL BUS STOP ARM	0	UNKNOWN	0					
TREE/SHRUBBERY	0	0	0	SCHOOL ZONE SIGN	0	TOTAL	337					
CRASH CUSHION	0	0	0	R/R CROSSING DEVICE	0							
MEDIAN SAFETY BARRIER	0	0	0	NO PASSING ZONE	3							
BRIDGE PIERS	0	0	0	NONE	167							
OTHER GUARDRAILS	0	0	0	OTHER	10							
FENCING NOT BARRIER	0	0	0	UNKNOWN	0							
CULVERT HEADWALL	0	0	0									
EMBANKMENT/DITCH	0	0	0	TOTAL	337							
BUILDING WALL	0	0	0									
ROCK OUTCROPPING/LEDGE	0	0	0									
OTHER	0	0	0									
UNKNOWN	0	0	0									
TOTAL	1	1	1									

TINACSM2

MAINE DEPARTMENT OF TRANSPORTATION
TRAFFIC ENGINEERING, ACCIDENT RECORDS SECTION
ACCIDENT SUMMARY II

1996

ACCIDENTS INVOLVING BICYCLES

APPARENT CONTRIBUTING FACTOR	DR					DR					DR					DR					DR					DR				
	1	2	3	4	5	DR	DR	DR	DR	DR	1	2	3	4	5	DR	DR	DR	DR	DR	1	2	3	4	5	DR	DR	DR	DR	DR
HUMAN FACTORS																														
NO IMPROPER DRIVING	221	70	5	0	0	0	0	0	0	0	319	317	7	2	0	0	0	0	0	0	0	0	0	0	0	0	0	0	0	645
FAIL TO YIELD R-WAY	14	59	0	0	0	0	0	0	0	0	2	2	0	0	0	0	0	0	0	0	0	0	0	0	0	0	0	0	0	4
ILLEGAL UNSAFE SPEED	1	11	0	0	0	0	0	0	0	0	5	8	0	0	0	0	0	0	0	0	0	0	0	0	0	0	0	0	0	13
FOLLOW TOO CLOSE	1	1	0	0	0	0	0	0	0	0	0	0	0	0	0	0	0	0	0	0	0	0	0	0	0	0	0	0	0	0
DISREGARD TRAFFIC CONTROL	0	23	0	0	0	0	0	0	0	0	0	0	0	0	0	0	0	0	0	0	0	0	0	0	0	0	0	0	0	0
DRIVING LEFT OF CENTER	2	7	0	0	0	0	0	0	0	0	0	0	0	0	0	0	0	0	0	0	0	0	0	0	0	0	0	0	0	0
IMPROPER PASSING	1	3	1	1	0	0	0	0	0	0	0	0	0	0	0	0	0	0	0	0	0	0	0	0	0	0	0	0	0	0
IMPROPER LANE CHANGE	1	6	0	0	0	0	0	0	0	0	1	2	0	0	0	0	0	0	0	0	0	0	0	0	0	0	0	0	0	0
IMPROPER START/STOP	0	1	0	0	0	0	0	0	0	0	10	8	0	0	0	0	0	0	0	0	0	0	0	0	0	0	0	0	0	18
IMPROPER TURN	6	11	0	0	0	0	0	0	0	0	337	337	7	2	0	0	0	0	0	0	0	0	0	0	0	0	0	0	0	683
UNSAFE BACKING	1	0	0	0	0	0	0	0	0	0																				
NO PROPER SIGNAL	0	1	0	0	0	0	0	0	0	0																				
IMPEDING TRAFFIC	1	2	0	0	0	0	0	0	0	0																				
DRIVER INATTENTION	55	60	0	0	0	0	0	0	0	0																				
DRIVER INEXPERIENCE	0	9	0	0	0	0	0	0	0	0																				
PEDESTRIAN VIOLATION	0	16	1	0	0	0	0	0	0	0																				
PHYSICAL IMPAIRMENT	0	1	0	0	0	0	0	0	0	0																				
VISION OBSCURED GLASS	1	0	0	0	0	0	0	0	0	0																				
VISION OBSCURED LIGHT	4	1	0	0	0	0	0	0	0	0																				
VISION OBSCURED OTHER	11	5	0	0	0	0	0	0	0	0																				
OTHER HUMAN FACTOR	3	36	0	0	0	0	0	0	0	0																				
HIT & RUN	7	1	0	0	0	0	0	0	0	0																				
VEHICULAR FACTORS																														
DEFECTIVE BRAKES	2	6	0	0	0	0	0	0	0	0																				
DEFECTIVE TIRE	0	0	0	0	0	0	0	0	0	0																				
DEFECTIVE LIGHTS	0	2	0	0	0	0	0	0	0	0																				
DEFECTIVE SUSPENSION	0	0	0	0	0	0	0	0	0	0																				
DEFECTIVE STEERING	0	0	0	0	0	0	0	0	0	0																				
OTHER VEHICLE DEFECT	0	1	0	0	0	0	0	0	0	0																				
UNKNOWN	5	4	0	1	0	0	0	0	0	0																				
TOTAL	337	337	7	2	0	0	0	0	0	0	339	343	0	1	0	0	0	0	0	0	0	0	0	0	0	0	0	0	0	683



MAINE DEPARTMENT OF TRANSPORTATION
TRAFFIC ENGINEERING, ACCIDENT RECORDS SECTION
ACCIDENT SUMMARY II

ACCIDENTS INVOLVING BICYCLES



















1996

WEATHER	LIGHT CONDITION	ROAD SURFACE										ICE	OTHER	TOTAL
		DRY	WET	SNOW SAND	ICE SAND	MUD	DEBRIS	OIL	SNOW					
CLEAR (250)	DAWN	3	0	0	0	0	0	0	0			0	0	3
	DAYLIGHT	210	0	0	0	0	1	0	0			0	0	211
	DUSK	8	0	0	0	0	0	0	0			0	0	8
	DARK-LIGHTS	26	1	0	0	0	0	0	0			0	0	27
	DARK NO LIGHTS	1	0	0	0	0	0	0	0			0	0	1
	DARK LIGHTS OFF	0	0	0	0	0	0	0	0			0	0	0
RAIN (22)	OTHER	0	0	0	0	0	0	0	0			0	0	0
	UNKNOWN	0	0	0	0	0	0	0	0			0	0	0
	DAWN	0	0	0	0	0	0	0	0			0	0	0
	DAYLIGHT	0	13	0	0	0	0	0	0			0	0	13
	DUSK	0	2	0	0	0	0	0	0			0	0	2
	DARK-LIGHTS	0	5	0	0	0	0	0	0			0	0	5
SNOW (1)	DARK NO LIGHTS	0	2	0	0	0	0	0	0			0	0	2
	DARK LIGHTS OFF	0	0	0	0	0	0	0	0			0	0	0
	OTHER	0	0	0	0	0	0	0	0			0	0	0
	UNKNOWN	0	0	0	0	0	0	0	0			0	0	0
	DAWN	0	0	0	0	0	0	0	0			0	0	0
	DAYLIGHT	0	0	0	0	0	0	0	0			0	0	0
SLEET/HAIR (0)	DUSK	0	1	0	0	0	0	0	0			0	0	1
	DARK-LIGHTS	0	0	0	0	0	0	0	0			0	0	0
	DARK NO LIGHTS	0	0	0	0	0	0	0	0			0	0	0
	DARK LIGHTS OFF	0	0	0	0	0	0	0	0			0	0	0
	OTHER	0	0	0	0	0	0	0	0			0	0	0
	UNKNOWN	0	0	0	0	0	0	0	0			0	0	0
FOG/SMOG (3)	DAWN	0	0	0	0	0	0	0	0			0	0	0
	DAYLIGHT	0	0	0	0	0	0	0	0			0	0	0
	DUSK	0	0	0	0	0	0	0	0			0	0	0
	DARK-LIGHTS	0	0	0	0	0	0	0	0			0	0	0
	DARK NO LIGHTS	0	0	0	0	0	0	0	0			0	0	0
	DARK LIGHTS OFF	0	0	0	0	0	0	0	0			0	0	0
FOG/SMOG (3)	OTHER	0	0	0	0	0	0	0	0			0	0	0
	UNKNOWN	0	0	0	0	0	0	0	0			0	0	0
	DAWN	0	0	0	0	0	0	0	0			0	0	0
	DAYLIGHT	3	0	0	0	0	0	0	0			0	0	3
	DUSK	0	0	0	0	0	0	0	0			0	0	0
	DARK-LIGHTS	0	0	0	0	0	0	0	0			0	0	0
FOG/SMOG (3)	DARK NO LIGHTS	0	0	0	0	0	0	0	0			0	0	0
	DARK LIGHTS OFF	0	0	0	0	0	0	0	0			0	0	0
	OTHER	0	0	0	0	0	0	0	0			0	0	0
	UNKNOWN	0	0	0	0	0	0	0	0			0	0	0
	DAWN	0	0	0	0	0	0	0	0			0	0	0
	DAYLIGHT	0	0	0	0	0	0	0	0			0	0	0

1996
ACCIDENTS INVOLVING BICYCLES

WEATHER	LIGHT CONDITION	ROAD SURFACE											
		DRY	WET	SNOW SAND	ICE SAND	MUD	DEBRIS	OIL	SNOW	ICE	OTHER	TOTAL	
CROSS WINDS (0)	DAWN	0	0	0	0	0	0	0	0	0	0	0	
	DAYLIGHT	0	0	0	0	0	0	0	0	0	0	0	
	DUSK	0	0	0	0	0	0	0	0	0	0	0	
	DARK-LIGHTS	0	0	0	0	0	0	0	0	0	0	0	
	DARK NO LIGHTS	0	0	0	0	0	0	0	0	0	0	0	
	DARK LIGHTS OFF	0	0	0	0	0	0	0	0	0	0	0	
	OTHER	0	0	0	0	0	0	0	0	0	0	0	
SAND/DUST (1)	UNKNOWN	0	0	0	0	0	0	0	0	0	0	0	
	DAWN	0	0	0	0	0	0	0	0	0	0	0	
	DAYLIGHT	0	0	0	0	0	0	0	0	0	0	0	
	DUSK	0	0	0	0	0	0	0	0	0	0	0	
	DARK-LIGHTS	1	0	0	0	0	0	0	0	0	0	1	
	DARK NO LIGHTS	0	0	0	0	0	0	0	0	0	0	0	
	DARK LIGHTS OFF	0	0	0	0	0	0	0	0	0	0	0	
CLOUDY (60)	OTHER	0	0	0	0	0	0	0	0	0	0	0	
	UNKNOWN	0	0	0	0	0	0	0	0	0	0	0	
	DAWN	2	0	0	0	0	0	0	0	0	0	2	
	DAYLIGHT	44	6	0	0	0	0	0	0	0	0	50	
	DUSK	1	0	0	0	0	0	0	0	0	0	1	
	DARK-LIGHTS	5	1	0	0	0	0	0	0	1	0	7	
	DARK NO LIGHTS	0	0	0	0	0	0	0	0	0	0	0	
OTHER (0)	DARK LIGHTS OFF	0	0	0	0	0	0	0	0	0	0	0	
	OTHER	0	0	0	0	0	0	0	0	0	0	0	
	UNKNOWN	0	0	0	0	0	0	0	0	0	0	0	
	DAWN	0	0	0	0	0	0	0	0	0	0	0	
	DAYLIGHT	0	0	0	0	0	0	0	0	0	0	0	
	DUSK	0	0	0	0	0	0	0	0	0	0	0	
	DARK-LIGHTS	0	0	0	0	0	0	0	0	0	0	0	
ROAD SURFACE TOTALS	DARK NO LIGHTS	0	0	0	0	0	0	0	0	0	0	0	
	DARK LIGHTS OFF	0	0	0	0	0	0	0	0	0	0	0	
	OTHER	0	0	0	0	0	0	0	0	0	0	0	
	UNKNOWN	0	0	0	0	0	0	0	0	0	0	0	
	ROAD SURFACE TOTALS		304	31	0	0	0	1	0	1	0	337	
	LIGHT CONDITION												
	DAWN	5											3
DAYLIGHT	277											0	
DUSK	11											0	
DARK-LIGHTS	41											0	
		TOTAL										337	

APPENDIX

VEHICLE CODE	AXLE CONFIGURATION	DESCRIPTION
10		TRUCK TRACTOR ONLY (BOB TAIL)
20		2 AXLE SINGLE UNIT WITH DUAL TIRES
21		2 AXLE TRACTOR WITH SINGLE AXLE SEMI
22		2 AXLE TRACTOR WITH TANDEM AXLE SEMI
25		2 AXLE TRACTOR WITH SINGLE AXLE SEMI AND 2 AXLE TRAILER
30		3 AXLE SINGLE UNIT
31		3 AXLE TRACTOR WITH SINGLE AXLE SEMI
32		3 AXLE TRACTOR WITH TANDEM AXLE SEMI
33		3 AXLE TRACTOR WITH TRIDEM AXLE SEMI
35		3 AXLE TRACTOR WITH SINGLE AXLE SEMI AND 2 AXLE TRAILER
36		3 AXLE TRACTOR WITH TANDEM AXLE SEMI AND 2 AXLE TRAILER
37		5 AXLE SEMI; SPLIT TRAILER TANDEM
38		6 AXLE SEMI; SPLIT TRAILER TANDEM WITH CENTER AXLE
39		6 AXLE; STANDARD TRAILER TANDEM WITH CENTER AXLE
40		4 AXLE SINGLE UNIT
42		4 AXLE TRACTOR WITH TANDEM AXLE SEMI
50	ANY OTHER AXLE CONFIGURATION	ANY TRUCK NOT DESCRIBED ABOVE
81		2 AXLE BUS
82		3 AXLE BUS

UNIVERSITY OF SOUTHERN MAINE



3 1390 00472193 0

