

6-2011

## **Disproportionate Minority Contact in Maine – An Overview (2011)**

Maine Statistical Analysis Center

Follow this and additional works at: [https://digitalcommons.usm.maine.edu/maine\\_statistical\\_analysis\\_center](https://digitalcommons.usm.maine.edu/maine_statistical_analysis_center)

---

### **Recommended Citation**

Maine Statistical Analysis Center, "Disproportionate Minority Contact in Maine – An Overview (2011)" (2011). *Maine Statistical Analysis Center*. 16.  
[https://digitalcommons.usm.maine.edu/maine\\_statistical\\_analysis\\_center/16](https://digitalcommons.usm.maine.edu/maine_statistical_analysis_center/16)

This Report is brought to you for free and open access by the Institutes and Research Centers at USM Digital Commons. It has been accepted for inclusion in Maine Statistical Analysis Center by an authorized administrator of USM Digital Commons. For more information, please contact [jessica.c.hovey@maine.edu](mailto:jessica.c.hovey@maine.edu).

# RESEARCHING DISPROPORTIONATE MINORITY CONTACT (DMC) IN MAINE

## OVERVIEW

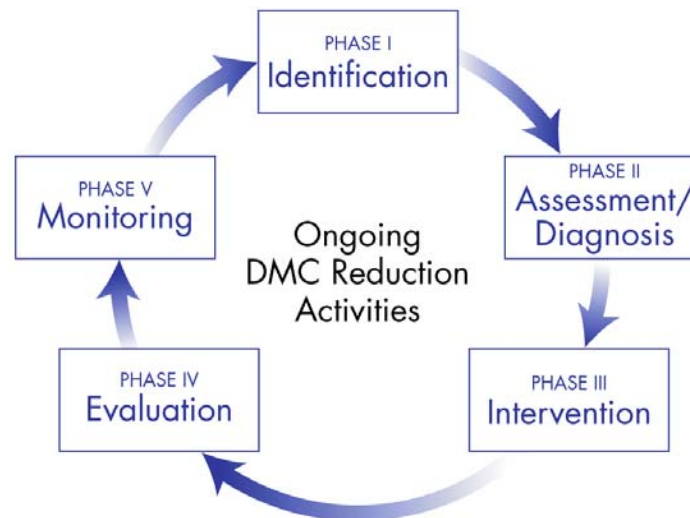
### GOAL

To reduce the over-representation of minority youth at various stages in the juvenile justice system.

### How

Through a systematic approach based on DMC identification and assessment development of targeted interventions and evaluation of outcomes to monitor progress. Five research phases guide DMC reduction activities.

### DMC RESEARCH PHASES



# RESEARCHING DISPROPORTIONATE MINORITY CONTACT (DMC) IN MAINE

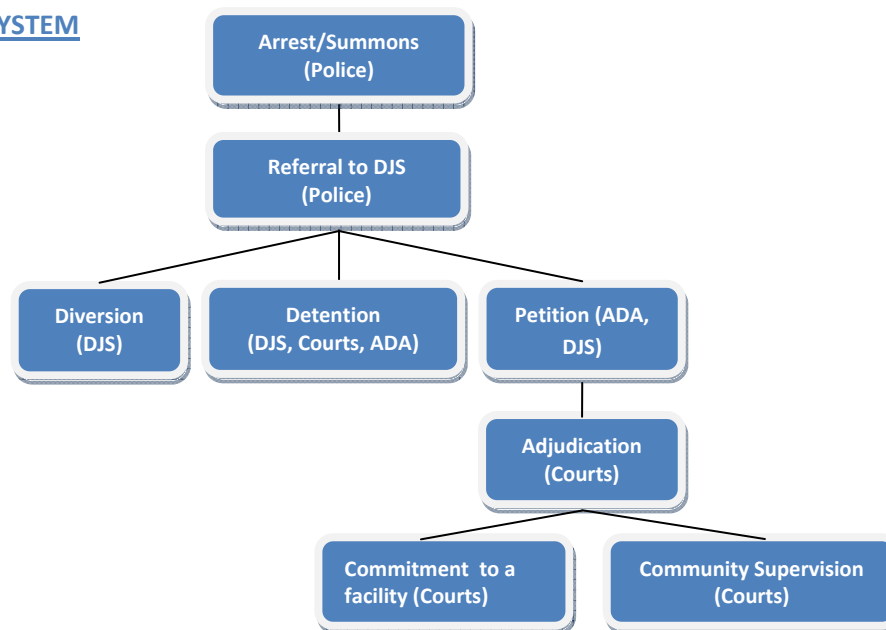
## OVERVIEW

**PHASE 1: DMC Identification** identifies if disparity is present using the Relative Rate Index (RRI), which is a comparison of rates of contact with the juvenile justice system.

- The rate is based on 1,000 youth or 100 youth, depending on decision point.
- The RRI is calculated at each decision points, where sufficient numbers exist (base population >30, number of contacts >5).
- Rolling average used: The RRI based on three year averages in order to stabilize data and make trends more easily seen.

$$RRI = \frac{\text{Rate of Minority Youth Contact}}{\text{Rate of White Youth Contact}}$$

### DMC DECISION POINTS IN MAINE'S JUVENILE JUSTICE SYSTEM



## RESEARCHING DISPROPORTIONATE MINORITY CONTACT (DMC) IN MAINE

### OVERVIEW

**PHASE 2: DMC Assessment/Diagnosis** – *Assess, explore and diagnose the possible factors contributing to DMC.*

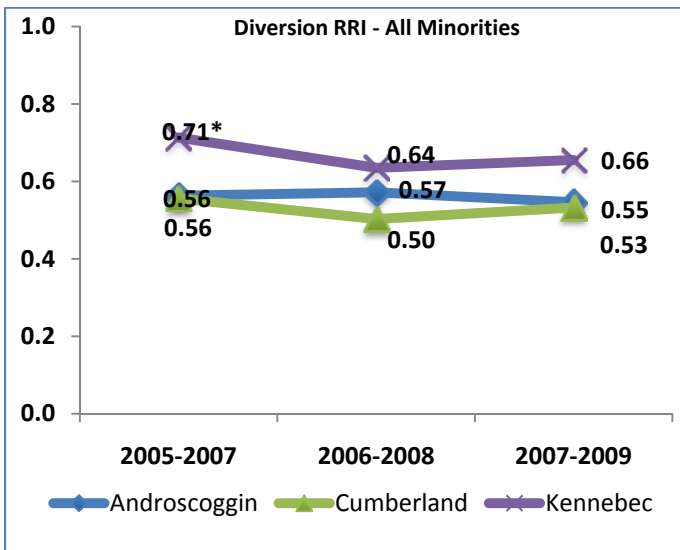
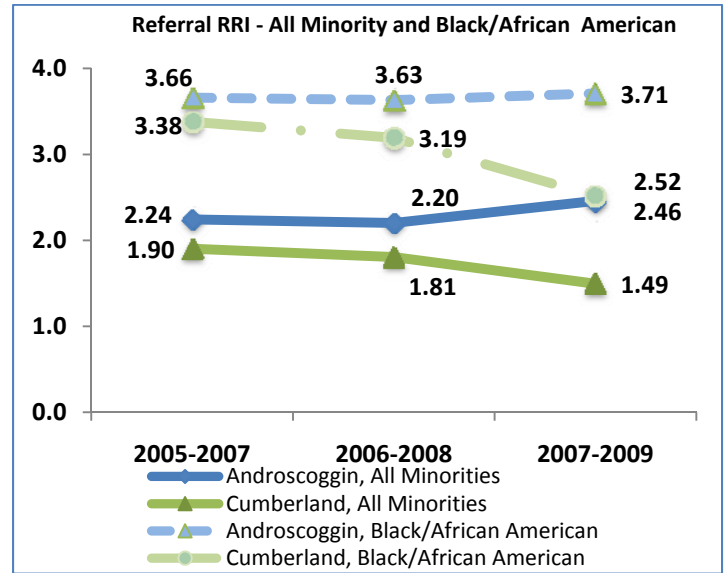
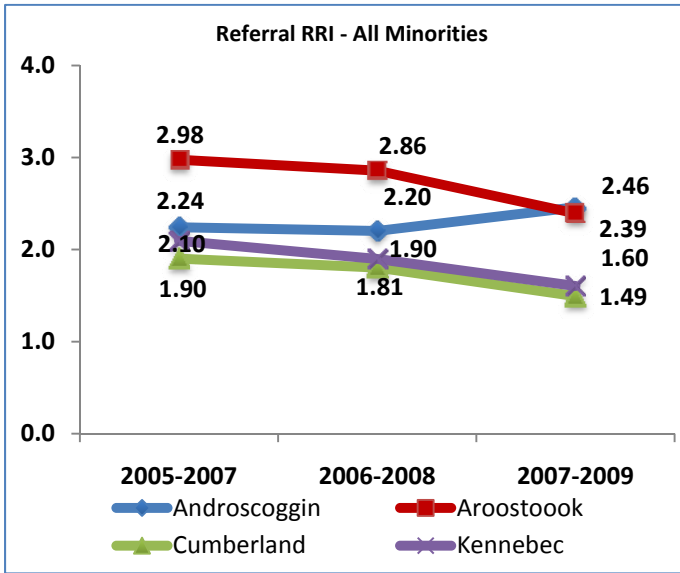
*Six Maine Counties have sufficient minority youth populations (10 – 17 years old) to enable statistically significant DMC Analysis in the following categories?*

County	Populations
Androscoggin	All Minorities, Black/African American
Aroostook	All Minorities
Cumberland	All Minorities, Black/African American
Kennebec	All Minorities
Penobscot	All Minorities
York	All Minorities

# RESEARCHING DISPROPORTIONATE MINORITY CONTACT (DMC) IN MAINE

## OVERVIEW

### ROLLING AVERAGE ANALYSIS – Findings<sup>1</sup>



#### Key Findings

- Where disparity is present, it is often in early decision points, e.g. referral, diversion
  - Minorities referred at higher rates (2005 - 2009)
  - Minorities diverted at lower rates (2005 - 2009)
- Black/African American contact rates were higher than overall rates of minority contact and were much higher than rates of white youth for arrest and referral decision points.

FMI: Disproportionate Minority Contact in Maine (2010): DMC Assessment and Identification

[http://muskie.usm.maine.edu/justiceresearch/Publications/Juvenile/Juvenile\\_DMC\\_AssessmentandIdentificationReport2009.pdf](http://muskie.usm.maine.edu/justiceresearch/Publications/Juvenile/Juvenile_DMC_AssessmentandIdentificationReport2009.pdf)

<sup>1</sup> Only counties that had statistically significant findings in 3 of 4 years are reported here  
 Maine Statistical Analysis Center, USM Muskie School of Public Service  
 Maine Juvenile Justice Advisory Group – June 2011