

2019

## **Building Capacity for Medication-Assisted Treatment (MAT) through MeHAF's Addiction Care Program. [Infographic]**

Rachel M. Gallo MPH

*University of Southern Maine, Cutler Institute, [rachel.gallo@maine.edu](mailto:rachel.gallo@maine.edu)*

Follow this and additional works at: <https://digitalcommons.usm.maine.edu/substance-use-research-and-evaluation>

 Part of the [Substance Abuse and Addiction Commons](#)

---

### **Recommended Citation**

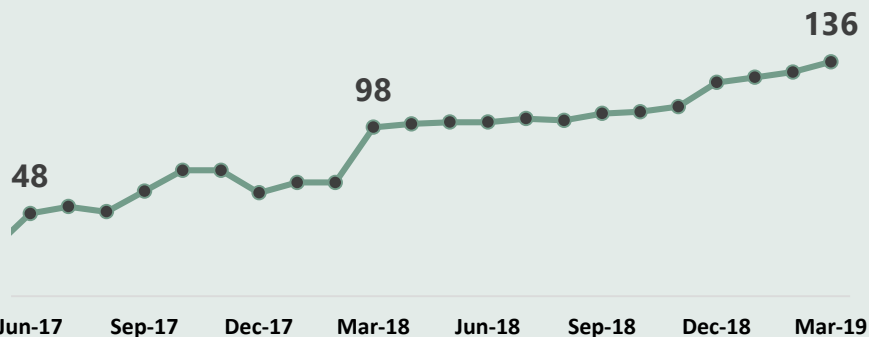
Gallo, R. (2019). Building Capacity for Medication-Assisted Treatment (MAT) through MeHAF's Addiction Care Program. [Infographic]. University of Southern Maine, Muskie School of Public Service, Cutler Institute.

This Infographic is brought to you for free and open access by the Cutler Institute at USM Digital Commons. It has been accepted for inclusion in Substance Use Research & Evaluation by an authorized administrator of USM Digital Commons. For more information, please contact [jessica.c.hovey@maine.edu](mailto:jessica.c.hovey@maine.edu).

# Building Capacity for Medication-Assisted Treatment (MAT) through MeHAF's *Addiction Care Program*

The number of prescribers delivering MAT at grantee sites **increased by 39%** in Year 2.

Total Number of Prescribers Delivering MAT by Month



Grantee sites conducted training throughout the grant periods. **By the end of Year 2:**

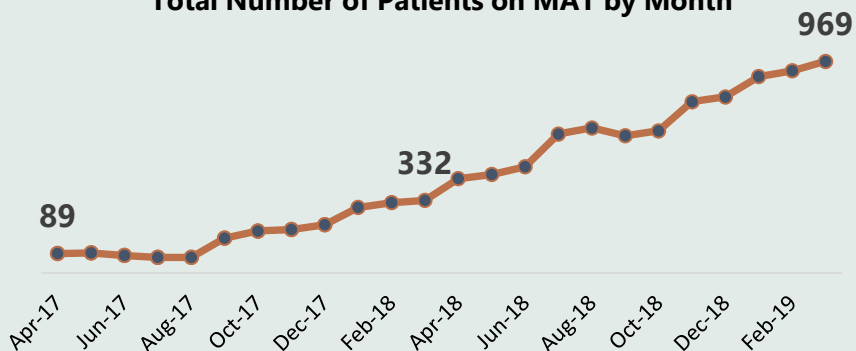


**116** healthcare staff completed trainings focused on MAT


Grantee sites educated and trained prescribers to deliver MAT throughout the grant periods. **By the end of Year 2:**

There were **three times** as many patients on MAT at grantee sites in March 2019 compared to March 2018.

Total Number of Patients on MAT by Month



**144** prescribers were certified to provide MAT (X waived)



**136** prescribers were delivering MAT

# Addiction Care Program:

## Grantee Sites' Quality Improvements through Four Phases of Medication-Assisted Treatment (MAT)

April 2018 – March 2019

The number of patients with documented Opioid Use Disorder (moderate or severe) **increased by 40%** (8 grantees reporting)



The average wait time from referral to MAT program to initiation in MAT program was **less than 1 week** (5-7 grantees reporting)




**98%** of patients who were referred to Behavioral Health attended their first appointment (7-8 grantees reporting)



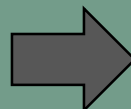
An average of **85%** of MAT patients received a minimum of 1 urine drug screening per month (6-8 grantees reporting)



**Screening & Assessment**



**Start MAT**



**Stabilization**



**Maintenance**



**78%** of patients who were referred to MAT successfully began treatment (i.e. MAT induction) (4-8 grantees reporting)



Approximately **300** patients were referred to Behavioral Health each month (7-8 grantees reporting)



An average of **85%** of MAT patients had a signed universal agreement form to enhance care coordination between providers (7-8 grantees reporting)



An average of **65%** of MAT patients underwent a pill count (6-7 grantees reporting)