

2000

1996-2000 State of Maine Bicycle Crash History

Maine Department of Transportation

Follow this and additional works at: <https://digitalcommons.usm.maine.edu/mdot-docs>

Recommended Citation

Maine Department of Transportation, "1996-2000 State of Maine Bicycle Crash History" (2000).
Department of Transportation (MaineDOT). 4.
<https://digitalcommons.usm.maine.edu/mdot-docs/4>

This Book is brought to you for free and open access by the Maine State Documents at USM Digital Commons. It has been accepted for inclusion in Department of Transportation (MaineDOT) by an authorized administrator of USM Digital Commons. For more information, please contact jessica.c.hovey@maine.edu.

T 76/6.9: Bi 583 2000

**STATE OF MAINE
BICYCLE CRASH HISTORY
1996 - 2000**



UNIVERSITY OF SO. MAINE
PORTLAND
LIBRARY
OCT 2 2002
Maine State Doc.

Prepared by:
Maine Department of Transportation
Bureau of Maintenance and Operations
Accident Records Section
16 State House Station
Augusta, Maine 04333-0016

STATE OF MAINE

HIGHWAY BICYCLE CRASHES

1996 - 2000

I.	PREFACE	1
II.	BICYCLE CRASH TABLES AND CHARTS 1996-2000	
	Crashes Summarized by:	
	County	2-5
	Severity	6-7
	Rural/Urban Designations	8
	Month	9
	Day of Week	10
	Time of Day	11
	Age Groups	12
	Contributing Factors	13
	Light Conditions	14
	Vehicle Type	15
	Weather Conditions	16
	Road Surface Conditions	17
III.	DETAILED STATEWIDE BICYCLE ACCIDENT SUMMARIES	
	2000	18-23
	1999	24-29
	1998	30-35
	1997	36-41
	1996	42-47
IV.	APPENDIX	
	Heavy Truck Codes, Axle Configurations and Descriptions	48

STATEWIDE BICYCLE CRASHES

1996 - 2000

Preface

This publication is a statistical review of reported motor vehicle crashes that involved bicycles in Maine during the five-year study period 1996 - 2000. The statistics are compiled from crash reports submitted to the Department of Transportation by the Traffic Division, Department of Public Safety. The Traffic Division receives all police uniform accident reports Form 13:20 A, from state, county and local police agencies.

The enclosed charts, graphs, listings and summaries were produced using the Department of Transportation's Computerized Accident Records System. Except for adjustments to locations and crash-type information for accuracy, no attempt has been made to modify the raw data received from the reporting agencies. However, because crash scenes are often dangerous and chaotic, some inaccuracies in data collection are possible.

A comparison of this report with other summaries of crashes and fatalities may also reveal inconsistencies due to changes in accident classification, late submittals, and differing reporting criteria.

The Department of Transportation and the Department of Public Safety wish to express our sincere thank you to all law enforcement agencies and officers for the work they do on crash investigations. Without their dedication, this report would not be possible.

We welcome your comments and suggestions on this report at:

Maine Department of Transportation
Bureau of Maintenance and Operations
Traffic Engineering Division
Accident Records Section
16 State House Station
Augusta, ME 04333-0016

Tel: 207-287-3177
Fax: 207-287-3725



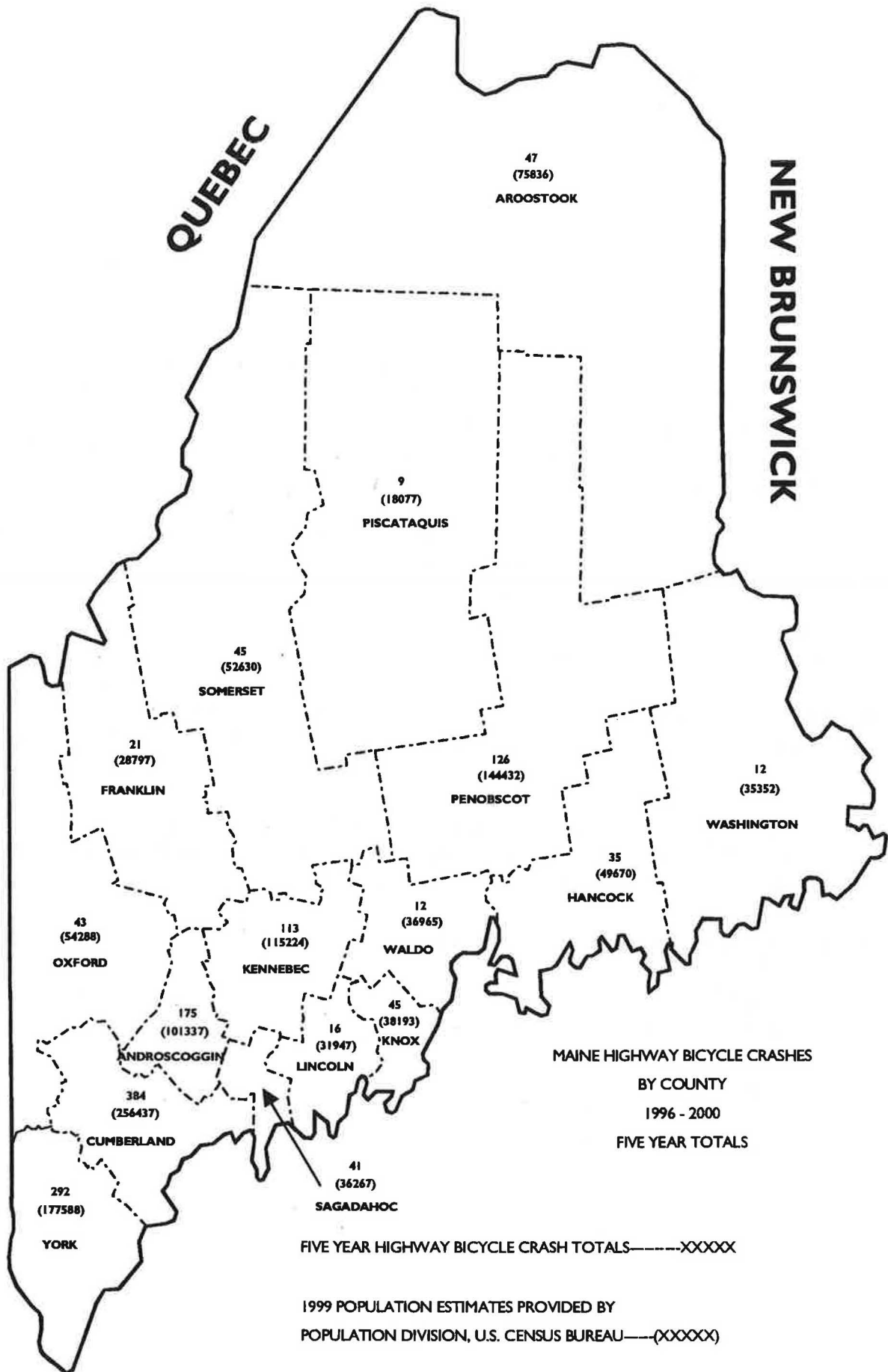
QUEBEC

NEW BRUNSWICK

NEW HAMPSHIRE



2



MAINE HIGHWAY BICYCLE CRASH SEVERITY

By County

1996 - 2000

COUNTY	INJURY TYPE	1996	1997	1998	1999	2000	TOTAL CRASHES	PERCENT OF
ANDROSCOGGIN <div>Percent personal injury 92.57%</div>	FATAL (K)	0	0	1	0	0	1	0.07%
	INCAPACITATING (A)	3	4	6	6	4	23	1.62%
	NON-INCAPACITATING (B)	13	23	15	14	8	73	5.16%
	POSSIBLE INJURY (C)	15	14	16	12	8	65	4.59%
	PROPERTY DAMAGE ONLY (PDO)	3	6	4	0	0	13	0.92%
	COUNTY SUBTOTAL	34	47	42	32	20	175	12.36%
AROOSTOOK <div>Percent personal injury 93.62%</div>	FATAL (K)	0	1	0	0	0	1	0.07%
	INCAPACITATING (A)	1	0	0	1	0	2	0.14%
	NON-INCAPACITATING (B)	6	3	7	6	4	26	1.84%
	POSSIBLE INJURY (C)	2	2	4	4	3	15	1.06%
	PROPERTY DAMAGE ONLY (PDO)	0	0	1	2	0	3	0.21%
	COUNTY SUBTOTAL	9	6	12	13	7	47	3.32%
CUMBERLAND <div>Percent personal injury 95.05%</div>	FATAL (K)	0	0	0	0	0	0	0.00%
	INCAPACITATING (A)	9	5	3	5	9	31	2.19%
	NON-INCAPACITATING (B)	67	35	36	31	25	194	13.70%
	POSSIBLE INJURY (C)	35	31	35	25	14	140	9.89%
	PROPERTY DAMAGE ONLY (PDO)	8	2	0	7	2	19	1.34%
	COUNTY SUBTOTAL	119	73	74	68	50	384	27.12%
FRANKLIN <div>Percent personal injury 95.24%</div>	FATAL (K)	0	0	0	0	0	0	0.00%
	INCAPACITATING (A)	1	1	0	1	1	4	0.28%
	NON-INCAPACITATING (B)	1	2	2	3	1	9	0.64%
	POSSIBLE INJURY (C)	2	1	0	2	2	7	0.49%
	PROPERTY DAMAGE ONLY (PDO)	0	0	1	0	0	1	0.07%
	COUNTY SUBTOTAL	4	4	3	6	4	21	1.48%
HANCOCK <div>Percent personal injury 97.14%</div>	FATAL (K)	0	0	0	0	0	0	0.00%
	INCAPACITATING (A)	0	2	1	0	1	4	0.28%
	NON-INCAPACITATING (B)	2	8	3	2	3	18	1.27%
	POSSIBLE INJURY (C)	1	5	4	0	2	12	0.85%
	PROPERTY DAMAGE ONLY (PDO)	0	1	0	0	0	1	0.07%
	COUNTY SUBTOTAL	3	16	8	2	6	35	2.47%
KENNEBEC <div>Percent personal injury 97.35%</div>	FATAL (K)	0	0	0	0	0	0	0.00%
	INCAPACITATING (A)	5	5	2	6	3	21	1.48%
	NON-INCAPACITATING (B)	11	12	8	9	15	55	3.88%
	POSSIBLE INJURY (C)	7	10	6	5	6	34	2.40%
	PROPERTY DAMAGE ONLY (PDO)	2	1	0	0	0	3	0.21%
	COUNTY SUBTOTAL	25	28	16	20	24	113	7.98%
KNOX <div>Percent personal injury 100.00%</div>	FATAL (K)	0	0	0	1	0	1	0.07%
	INCAPACITATING (A)	0	1	2	1	0	4	0.28%
	NON-INCAPACITATING (B)	6	7	5	1	5	24	1.69%
	POSSIBLE INJURY (C)	4	4	3	3	2	16	1.13%
	PROPERTY DAMAGE ONLY (PDO)	0	0	0	0	0	0	0.00%
	COUNTY SUBTOTAL	10	12	10	6	7	45	3.18%
LINCOLN <div>Percent personal injury 93.75%</div>	FATAL (K)	0	0	0	0	0	0	0.00%
	INCAPACITATING (A)	2	1	0	0	0	3	0.21%
	NON-INCAPACITATING (B)	5	2	0	1	4	12	0.85%
	POSSIBLE INJURY (C)	0	0	0	0	0	0	0.00%
	PROPERTY DAMAGE ONLY (PDO)	0	0	0	1	0	1	0.07%
	COUNTY SUBTOTAL	7	3	0	2	4	16	1.13%



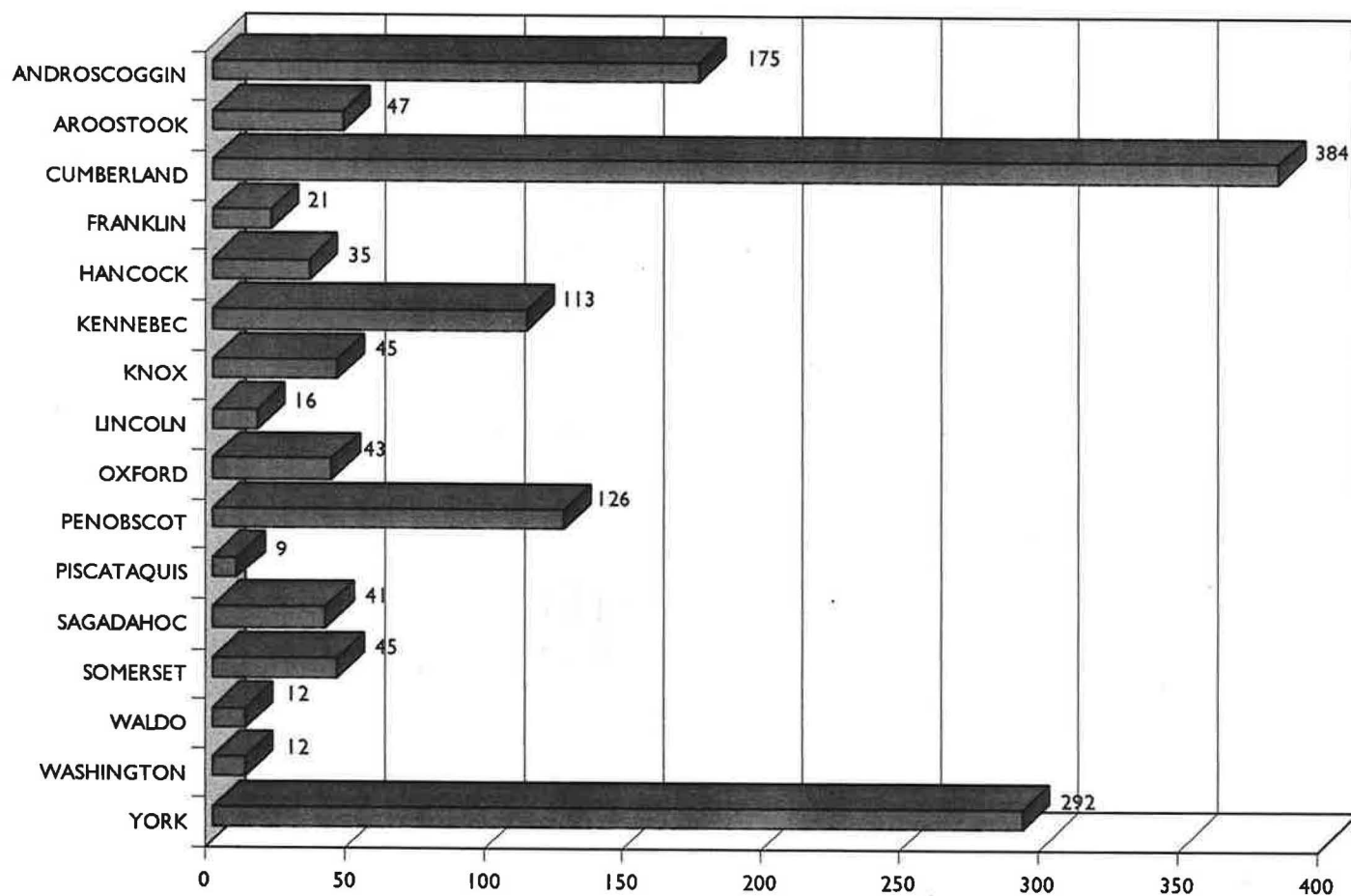
MAINE HIGHWAY BICYCLE CRASH SEVERITY

By County

1996 - 2000

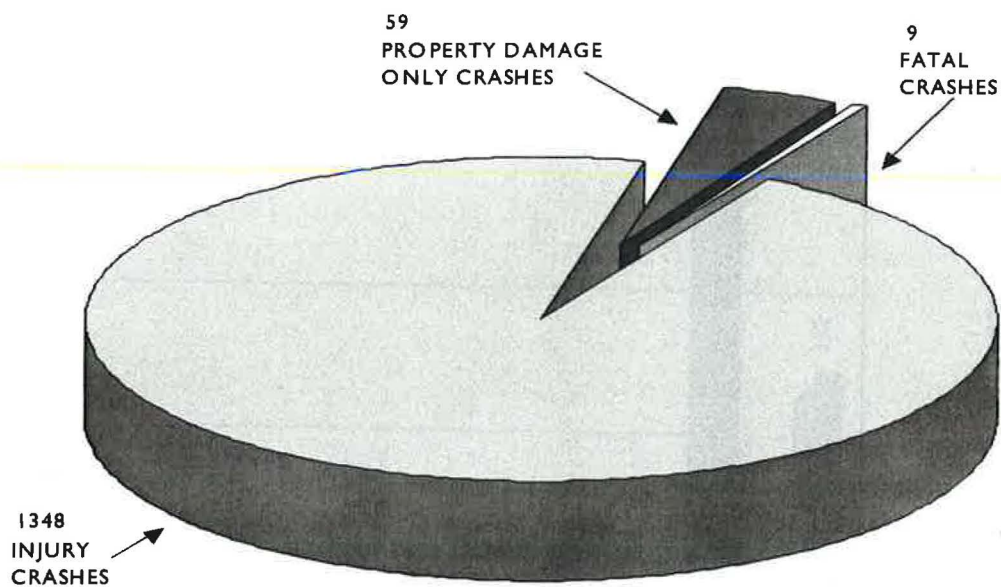
COUNTY	INJURY TYPE	1996	1997	1998	1999	2000	TOTAL CRASHES	PERCENT OF TOTAL
OXFORD Percent personal injury 97.67%	FATAL (K)	0	0	1	0	0	1	0.07%
	INCAPACITATING (A)	3	1	0	1	0	5	0.35%
	NON-INCAPACITATING (B)	5	2	3	6	3	19	1.34%
	POSSIBLE INJURY (C)	3	7	2	2	3	17	1.20%
	PROPERTY DAMAGE ONLY (PDO)	0	0	0	1	0	1	0.07%
	COUNTY SUBTOTAL	11	10	6	10	6	43	3.04%
PENOBSCOT Percent personal injury 96.83%	FATAL (K)	1	0	0	0	2	3	0.21%
	INCAPACITATING (A)	6	4	2	1	4	17	1.20%
	NON-INCAPACITATING (B)	10	20	12	9	15	66	4.66%
	POSSIBLE INJURY (C)	8	15	4	4	5	36	2.54%
	PROPERTY DAMAGE ONLY (PDO)	0	1	0	0	3	4	0.28%
	COUNTY SUBTOTAL	25	40	18	14	29	126	8.90%
PISCATAQUIS Percent personal injury 88.89%	FATAL (K)	0	0	0	0	0	0	0.00%
	INCAPACITATING (A)	0	1	0	0	0	1	0.07%
	NON-INCAPACITATING (B)	0	1	2	1	0	4	0.28%
	POSSIBLE INJURY (C)	2	0	1	0	0	3	0.21%
	PROPERTY DAMAGE ONLY (PDO)	0	0	1	0	0	1	0.07%
	COUNTY SUBTOTAL	2	2	4	1	0	9	0.64%
SAGadahoc Percent personal injury 95.12%	FATAL (K)	0	0	0	0	0	0	0.00%
	INCAPACITATING (A)	1	0	0	2	2	5	0.35%
	NON-INCAPACITATING (B)	8	2	4	7	5	26	1.84%
	POSSIBLE INJURY (C)	1	2	1	4	0	8	0.56%
	PROPERTY DAMAGE ONLY (PDO)	0	0	1	1	0	2	0.14%
	COUNTY SUBTOTAL	10	4	6	14	7	41	2.90%
SOMERSET Percent personal injury 97.78%	FATAL (K)	0	0	1	0	0	1	0.07%
	INCAPACITATING (A)	1	2	1	3	0	7	0.49%
	NON-INCAPACITATING (B)	5	7	7	3	2	24	1.69%
	POSSIBLE INJURY (C)	3	4	0	4	1	12	0.85%
	PROPERTY DAMAGE ONLY (PDO)	0	0	0	1	0	1	0.07%
	COUNTY SUBTOTAL	9	13	9	11	3	45	3.18%
WALDO Percent personal injury 100.00%	FATAL (K)	0	0	1	0	0	1	0.07%
	INCAPACITATING (A)	0	0	1	1	0	2	0.14%
	NON-INCAPACITATING (B)	0	1	2	2	2	7	0.49%
	POSSIBLE INJURY (C)	0	0	1	1	0	2	0.14%
	PROPERTY DAMAGE ONLY (PDO)	0	0	0	0	0	0	0.00%
	COUNTY SUBTOTAL	0	1	5	4	2	12	0.85%
WASHINGTON Percent personal injury 100.00%	FATAL (K)	0	0	0	0	0	0	0.00%
	INCAPACITATING (A)	2	0	0	1	0	3	0.21%
	NON-INCAPACITATING (B)	3	0	2	1	1	7	0.49%
	POSSIBLE INJURY (C)	0	2	0	0	0	2	0.14%
	PROPERTY DAMAGE ONLY (PDO)	0	0	0	0	0	0	0.00%
	COUNTY SUBTOTAL	5	2	2	2	1	12	0.85%
YORK Percent personal injury 96.92%	FATAL (K)	0	0	0	0	0	0	0.00%
	INCAPACITATING (A)	5	6	5	4	8	28	1.98%
	NON-INCAPACITATING (B)	43	28	36	30	31	168	11.86%
	POSSIBLE INJURY (C)	16	20	15	21	15	87	6.14%
	PROPERTY DAMAGE ONLY (PDO)	0	0	4	4	1	9	0.64%
	COUNTY SUBTOTAL	64	54	60	59	55	292	20.62%
COUNTY GRAND TOTAL Percent personal injury 95.83%	FATAL (K)	1	1	4	1	2	9	0.64%
	INCAPACITATING (A)	39	33	23	33	32	160	11.30%
	NON-INCAPACITATING (B)	185	153	144	126	124	732	51.69%
	POSSIBLE INJURY (C)	99	117	92	87	61	456	32.20%
	PROPERTY DAMAGE ONLY (PDO)	13	11	12	17	6	59	4.17%
GRAND TOTAL		337	315	275	264	225	1416	100.00%

MAINE HIGHWAY BICYCLE CRASHES By COUNTY 1996 - 2000

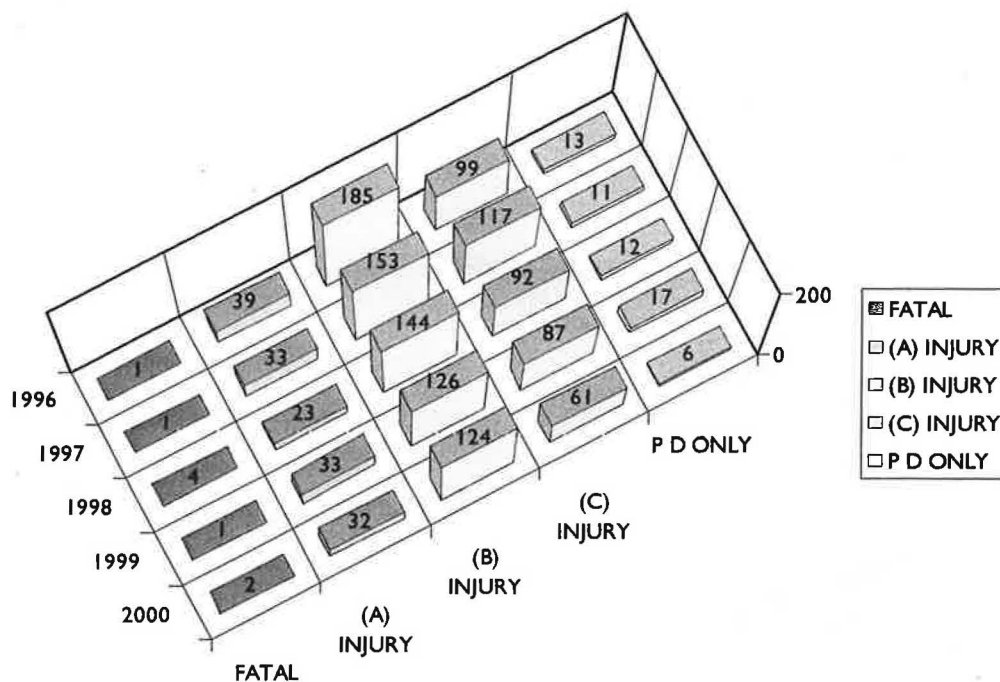


MAINE HIGHWAY BICYCLE CRASHES 1996 - 2000

1,416 TOTAL BICYCLE CRASHES



MAINE HIGHWAY BICYCLE CRASH SEVERITY BY YEAR 1996 - 2000



YEAR	FATAL CRASH (K)	INCAPACITATING INJURY (A)	NON INCAPACITATING INJURY (B)	POSSIBLE INJURY (C)	PROPERTY DAMAGE ONLY (PDO)	TOTAL CRASHES
1996	1	39	185	99	13	337
1997	1	33	153	117	11	315
1998	4	23	144	92	12	275
1999	1	33	126	87	17	264
2000	2	32	124	61	6	225
TOTAL	9	160	732	456	59	1416
PERCENT	0.64%	PERCENT INJURY CRASHES =			95.20%	4.17%
						100.00%

(K) = Fatal injury. A fatal injury is any injury that results in death.

(A) = Incapacitating injury. An Incapacitating injury is any injury, other than a fatal injury, which prevents the injured person from walking, driving or normally continuing the activities the person was capable of performing before the injury occurred.

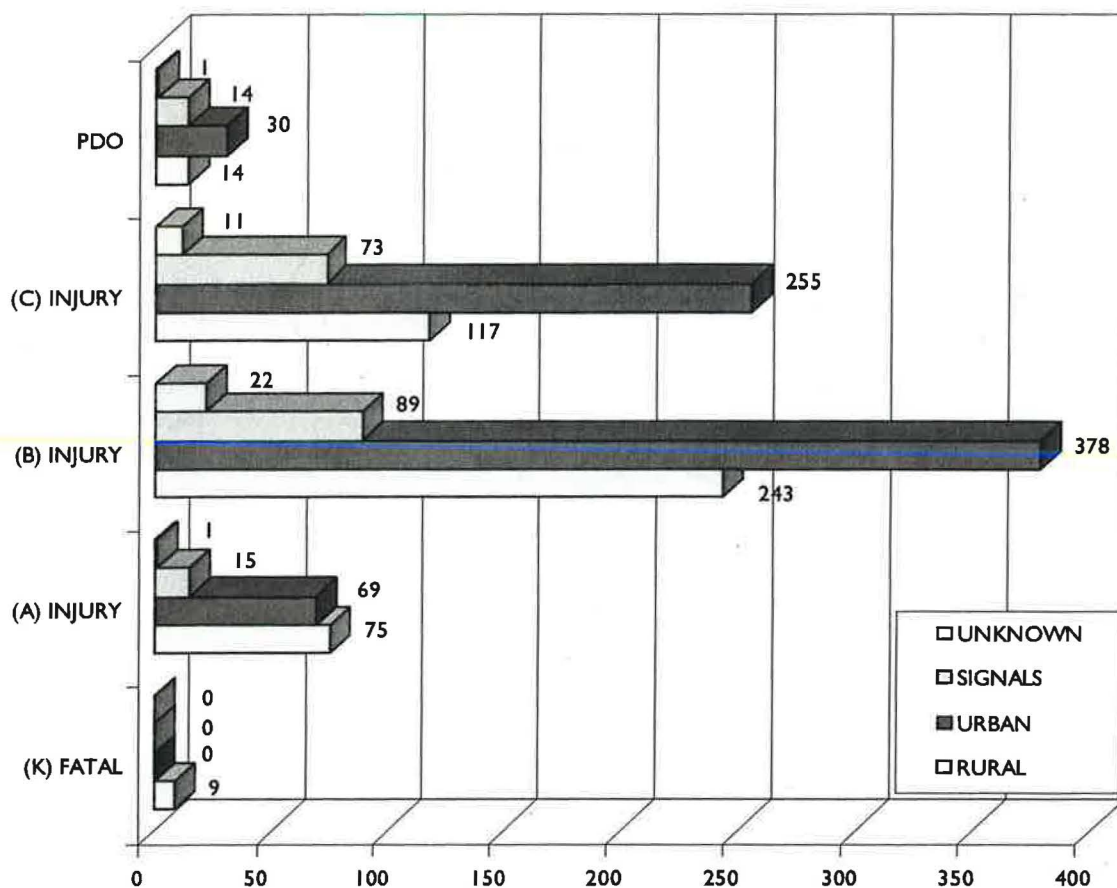
(B) = Nonincapacitating injury. A Nonincapacitating injury is any injury, other than fatal injury or an incapacitating injury, which is evident to observers at the scene of the accident in which the injury occurred.

(C) = Possible injury. A possible injury is any injury reported or claimed which is not a fatal injury, incapacitating injury or nonincapacitating injury.

(PDO) = Property Damage only. Damage is harm to property that reduces the monetary value of that property.



MAINE HIGHWAY BICYCLE CRASH SEVERITY BY RURAL URBAN DESIGNATION 1996 - 2000

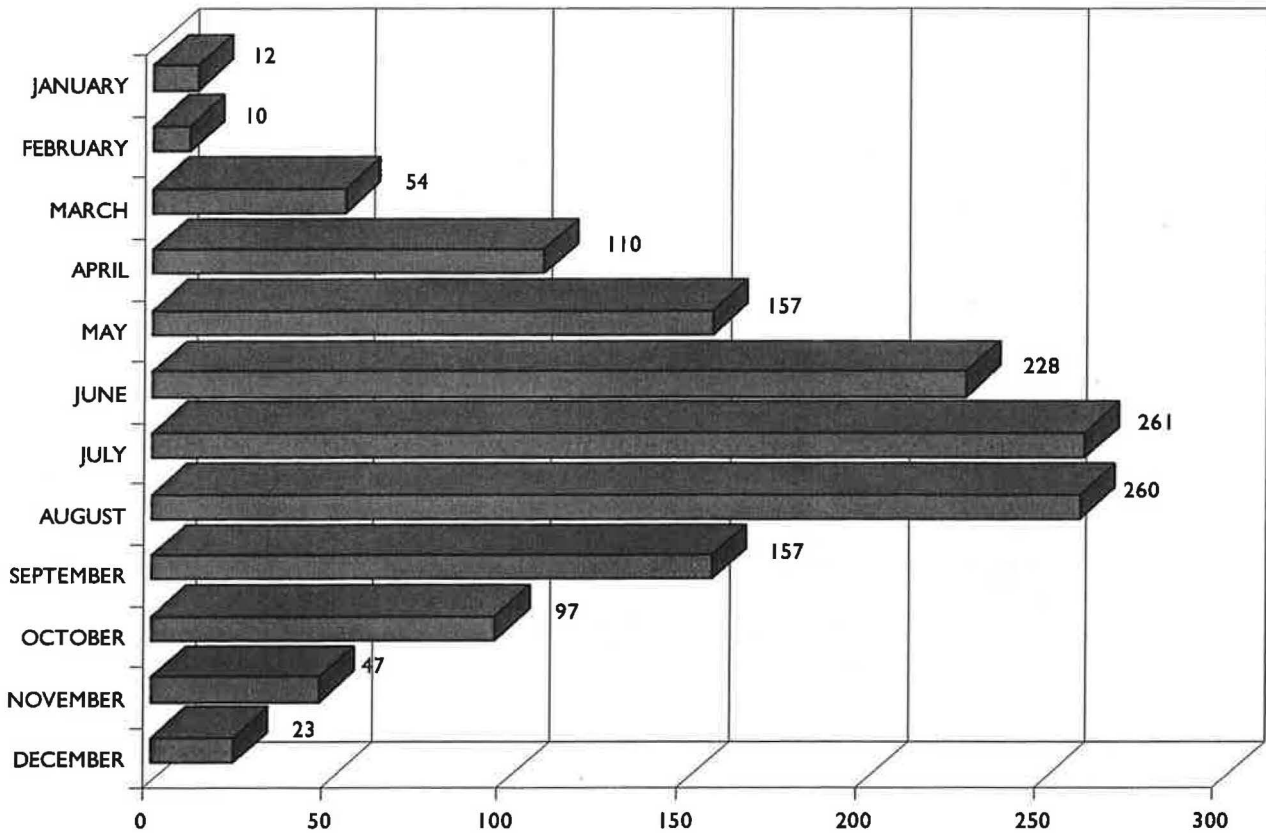


RURAL URBAN DESIGNATION		FATAL CRASH (K)	INCAPACITATING INJURY (A)	NON INCAPACITATING INJURY (B)	POSSIBLE INJURY (C)	PROPERTY DAMAGE ONLY (PDO)	FIVE YEAR TOTAL
RURAL	(1)	9	75	243	117	14	458
URBAN	(2)	0	69	378	255	30	732
SIGNALIZED INT.		0	15	89	73	14	191
UNKNOWN		0	1	22	11	1	35
TOTAL		9	160	732	456	59	1416

MAINE HIGHWAY BICYCLE CRASHES

By Month

1996 - 2000

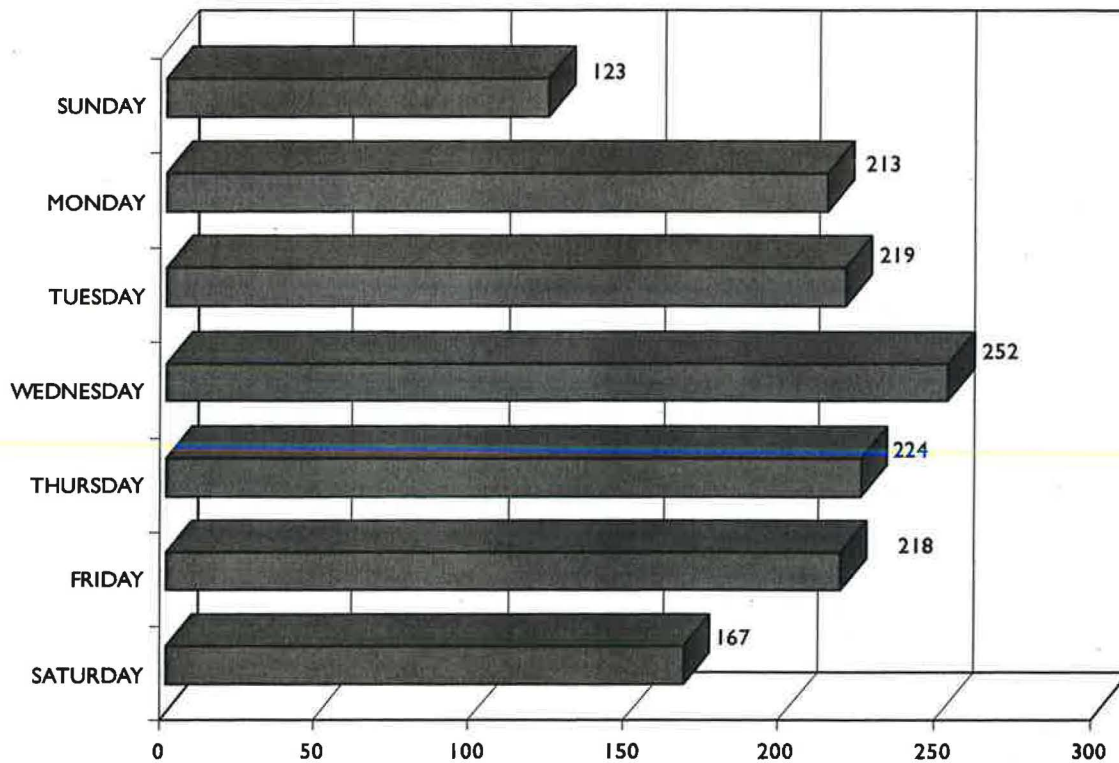


MONTH	1996	1997	1998	1999	2000	FIVE YEAR TOTAL	PERCENT OF TOTAL
JANUARY	3	2	2	4	1	12	0.85%
FEBRUARY	3	3	1	3	0	10	0.71%
MARCH	11	8	15	9	11	54	3.81%
APRIL	18	21	29	30	12	110	7.77%
MAY	37	42	30	27	21	157	11.09%
JUNE	55	61	36	38	38	228	16.10%
JULY	59	63	48	52	39	261	18.43%
AUGUST	70	50	49	50	41	260	18.36%
SEPTEMBER	45	22	28	26	36	157	11.09%
OCTOBER	19	29	21	10	18	97	6.85%
NOVEMBER	10	9	11	10	7	47	3.32%
DECEMBER	7	5	5	5	1	23	1.62%
TOTAL	337	315	275	264	225	1416	100.00%

MAINE HIGHWAY BICYCLE CRASHES

BY DAY OF THE WEEK

1996 - 2000

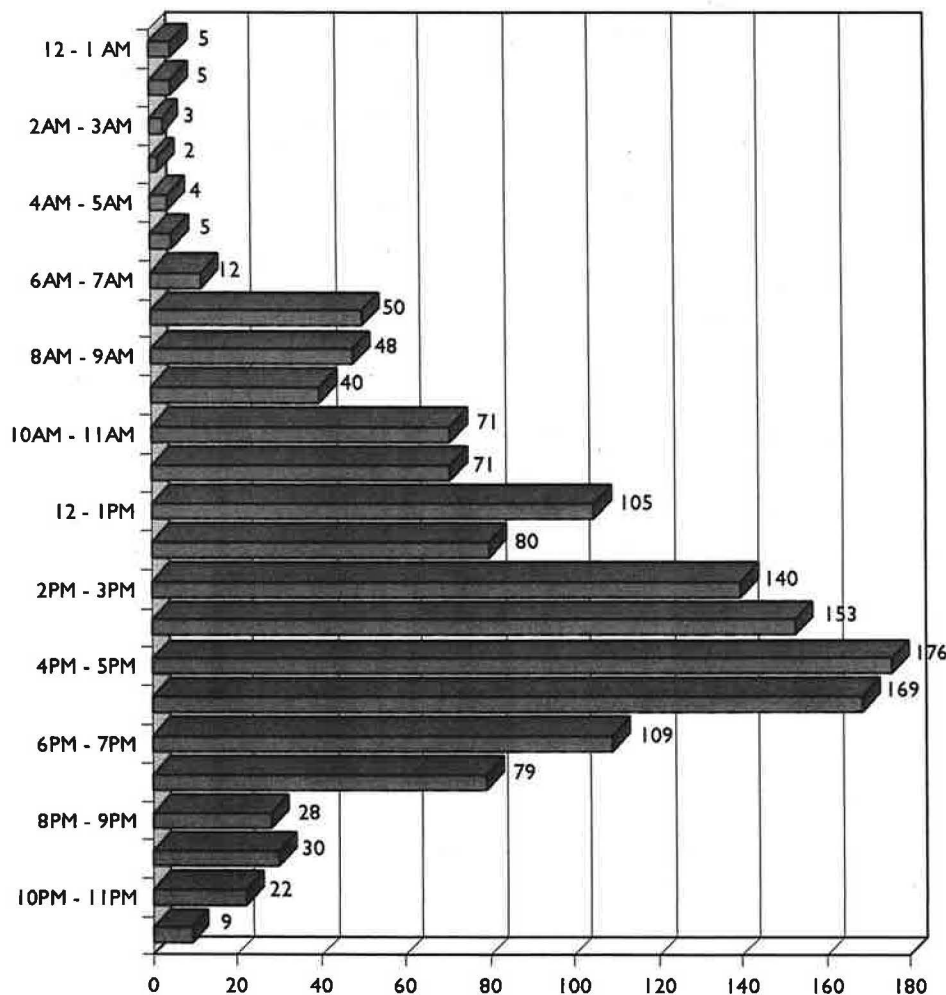


DAY OF THE WEEK	1996	1997	1998	1999	2000	FIVE YEAR TOTAL	PERCENT OF TOTAL
SUNDAY	34	23	32	21	13	123	8.69%
MONDAY	49	54	47	34	29	213	15.04%
TUESDAY	50	50	38	47	34	219	15.47%
WEDNESDAY	65	54	54	39	40	252	17.80%
THURSDAY	61	47	42	40	34	224	15.82%
FRIDAY	38	49	37	49	45	218	15.40%
SATURDAY	40	38	25	34	30	167	11.79%
TOTAL	337	315	275	264	225	1416	100.00%

MAINE HIGHWAY BICYCLE CRASHES

By TIME OF DAY

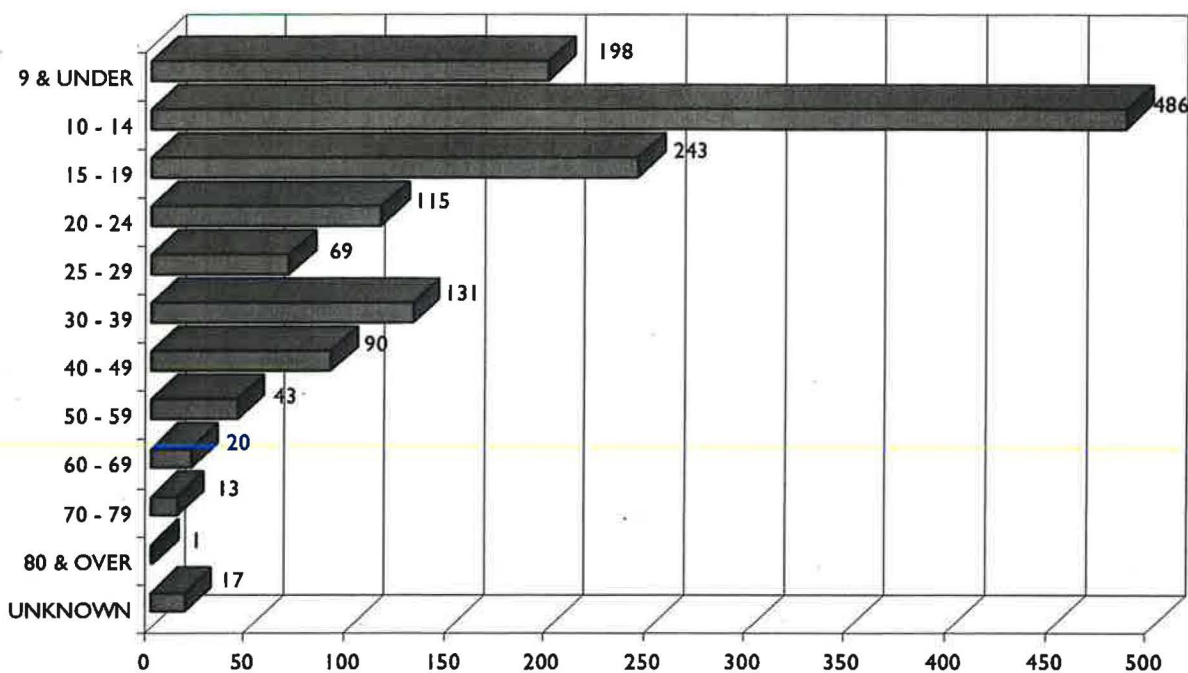
1996 - 2000



TIME OF DAY	1996	1997	1998	1999	2000	FIVE YEAR TOTAL
12 - 1 AM	4	1	0	0	0	5
1 AM - 2 AM	1	1	1	1	1	5
2 AM - 3 AM	1	2	0	0	0	3
3 AM - 4 AM	1	0	0	0	1	2
4 AM - 5 AM	1	1	1	1	0	4
5 AM - 6 AM	1	1	2	1	0	5
6 AM - 7 AM	0	5	1	5	1	12
7 AM - 8 AM	13	13	9	5	10	50
8 AM - 9 AM	14	8	11	10	5	48
9 AM - 10 AM	13	8	6	6	7	40
10 AM - 11 AM	13	19	15	18	6	71
11 AM - 12	22	11	14	16	8	71
12 - 1 PM	19	34	11	20	21	105
1 PM - 2 PM	17	17	14	14	18	80
2 PM - 3 PM	34	35	24	27	20	140
3 PM - 4 PM	34	36	35	23	25	153
4 PM - 5 PM	41	27	40	31	37	176
5 PM - 6 PM	45	34	30	41	19	169
6 PM - 7 PM	20	31	23	15	20	109
7 PM - 8 PM	21	13	14	17	14	79
8 PM - 9 PM	4	5	11	4	4	28
9 PM - 10 PM	12	8	3	3	4	30
10 PM - 11 PM	3	3	8	5	3	22
11 PM - 12	3	2	2	1	1	9
TOTAL	337	315	275	264	225	1416



BICYCLISTS INVOLVED IN MAINE HIGHWAY CRASHES By AGE GROUP 1996 - 2000



AGE OF BICYCLIST	1996	1997	1998	1999	2000	FIVE YEAR TOTAL	PERCENT OF TOTAL
9 & UNDER	45	53	35	32	33	198	13.88%
10 - 14	120	113	87	93	73	486	34.08%
15 - 19	61	46	56	38	42	243	17.04%
20 - 24	43	28	12	18	14	115	8.06%
25 - 29	17	23	12	6	11	69	4.84%
30 - 39	22	22	37	37	13	131	9.19%
40 - 49	17	16	15	21	21	90	6.31%
50 - 59	5	10	10	8	10	43	3.02%
60 - 69	6	4	4	4	2	20	1.40%
70 - 79	3	2	3	2	3	13	0.91%
80 & OVER	0	0	0	0	1	1	0.07%
UNKNOWN	4	2	4	5	2	17	1.19%
TOTAL	343	319	275	264	225	1426	100.00%

CONTRIBUTING FACTORS TO MAINE HIGHWAY BICYCLE CRASHES 1996 - 2000

HUMAN FACTORS	DRIVER VEH. 1	DRIVER VEH. 2	DRIVER VEH. 3	DRIVER VEH. 4	DRIVER VEH. 5	OTHER	FIVE YEAR TOTAL
NO IMPROPER DRIVING	851	330	13	0	0	0	1194
FAIL TO YIELD R-WAY	117	241	2	0	0	0	360
ILLEGAL UNSAFE SPEED	19	27	1	0	0	0	47
FOLLOW TOO CLOSE	2	4	1	0	0	0	7
DISREGARD TRAFFIC CONTROL	7	68	2	0	0	0	77
DRIVING LEFT OF CENTER	3	25	0	0	0	0	28
IMPROPER PASSING	3	11	1	1	0	0	16
IMPROPER LANE CHANGE	3	18	0	0	0	0	21
IMPROPER START/STOP	3	4	0	0	0	0	7
IMPROPER TURN	21	32	0	0	0	0	53
UNSAFE BACKING	9	0	0	0	0	0	9
NO PROPER SIGNAL	6	1	0	0	0	0	7
IMPEDING TRAFFIC	2	12	0	0	0	0	14
DRIVER INATTENTION	225	235	2	0	0	0	462
DRIVER INEXPERIENCE	4	44	0	0	0	0	48
PEDESTRIAN VIOLATION	0	80	4	1	0	0	85
PHYSICAL IMPAIRMENT	5	3	0	0	0	0	8
VISION OBSCURED GLASS	1	0	0	0	0	0	1
VISION OBSCURED LIGHT	20	1	0	0	0	0	21
VISION OBSCURED OTHER	45	24	0	0	0	0	69
OTHER HUMAN FACTOR	15	162	1	0	0	0	178
HIT & RUN	24	8	0	0	0	0	32
TOTAL	1385	1330	27	2	0	0	2744

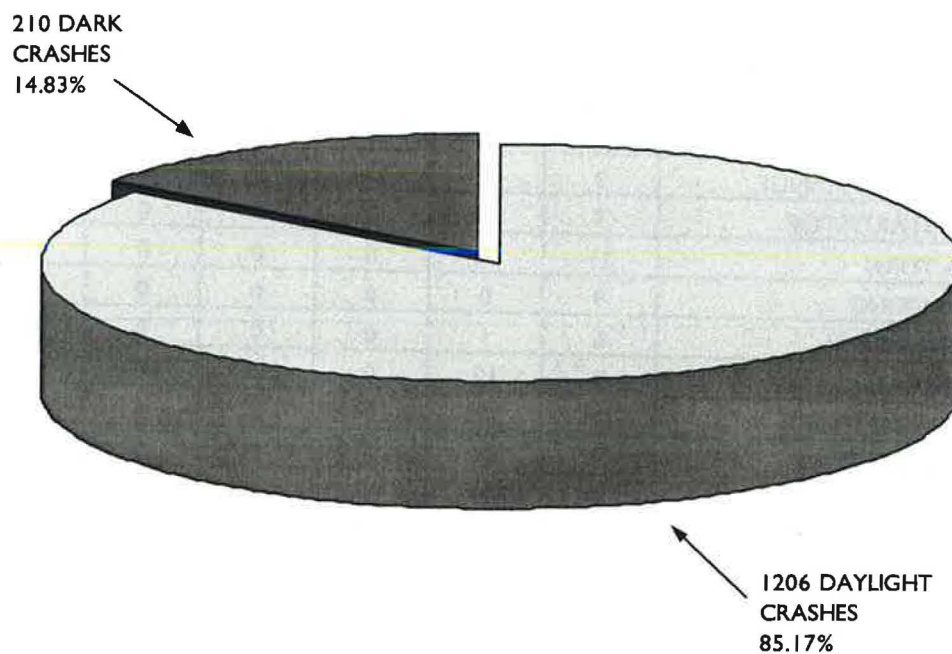
VEHICULAR FACTORS	DRIVER VEH. 1	DRIVER VEH. 2	DRIVER VEH. 3	DRIVER VEH. 4	DRIVER VEH. 5	OTHER	FIVE YEAR TOTAL
DEFECTIVE BRAKES	2	23	0	0	0	0	25
DEFECTIVE TIRE	1	0	0	0	0	0	1
DEFECTIVE LIGHTS	0	9	0	0	0	0	7
DEFECTIVE SUSPENSION	0	0	0	0	0	0	0
DEFECTIVE STEERING	0	2	0	0	0	0	0
OTHER VEHICLE DEFECT	1	12	0	0	0	0	5
UNKNOWN	26	37	5	1	0	0	36
VEHICULAR FACTOR TOTAL	30	83	5	1	0	0	119
GRAND TOTAL	1415	1413	32	3	0	0	2863



MAINE HIGHWAY BICYCLE CRASHES

BY LIGHT CONDITION

1996 - 2000



LIGHT CONDITION	1996	1997	1998	1999	2000	FIVE YEAR TOTAL	PERCENT OF TOTAL
DAYLIGHT	282	277	226	224	197	1206	85.17%
DARK	55	38	49	40	28	210	14.83%
TOTAL	337	315	275	264	225	1416	100.00%

MAINE HIGHWAY BICYCLE CRASHES

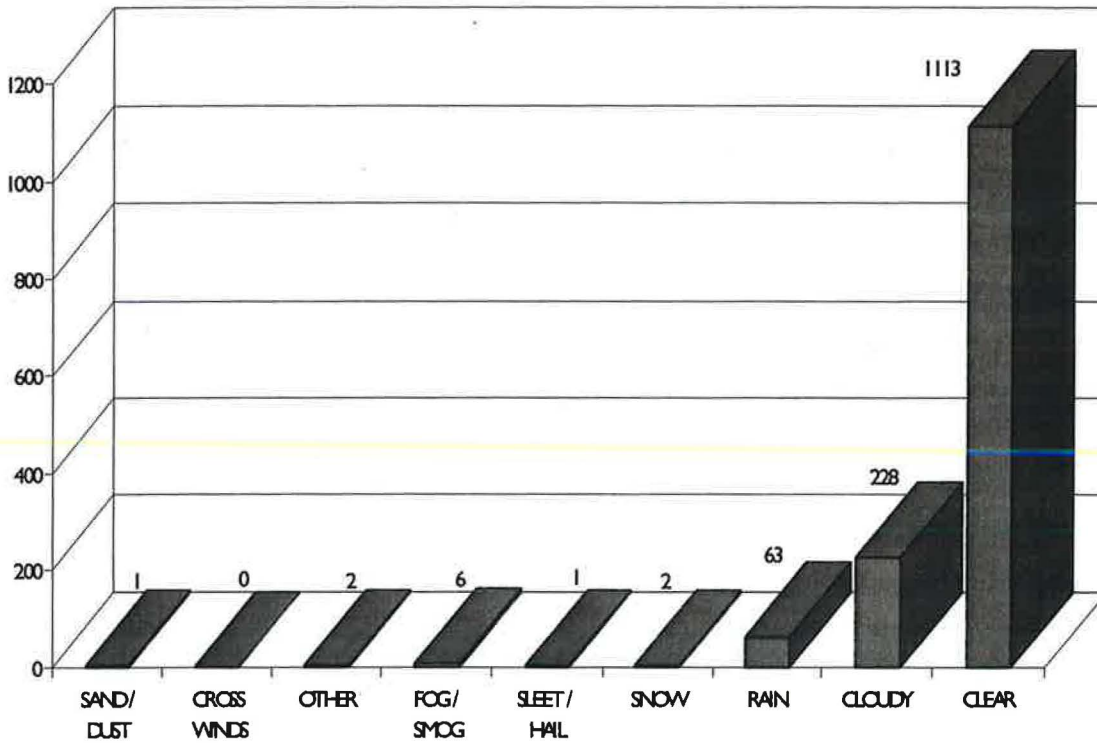
BY VEHICLE TYPE

1996 - 2000

VEHICLE TYPE INVOLVED	1996	1997	1998	1999	2000	FIVE YEAR TOTAL
LIGHT VEHICLES INVOLVED IN BICYCLE CRASHES						
2-DOOR	65	56	45	45	34	245
4-DOOR	136	138	119	124	107	624
CONVERTIBLE	0	0	0	1	0	1
STATION WAGON	19	19	16	12	15	81
VAN/CAMPER/SUV	31	32	36	30	23	152
PICKUP TRUCK	60	46	44	32	25	207
SCHOOL BUS	1	2	0	1	0	4
MOTOR HOME	1	0	0	0	0	1
MOTORCYCLE	4	6	2	0	3	15
MOPED	0	0	0	0	0	0
MOTOR BIKE	0	0	0	0	0	0
BICYCLE	343	319	275	264	225	1426
SNOWMOBILE	0	0	0	0	0	0
PEDESTRIAN	1	0	2	3	0	6
ATV	0	0	0	0	0	0
UNKNOWN	18	20	13	13	13	77
LIGHT VEHICLE TOTAL	679	638	552	525	445	2839
TRUCKS						
(10) BOBTAIL	0	0	0	1	2	3
(20) 2ADT	2	1	1	1	2	7
(30) 3ASU	0	0	2	0	3	5
(40) 4ASU	0	0	1	1	0	2
(21) 2ASA	0	0	0	0	0	0
(22) 2ATA	0	0	0	0	0	0
(31) 3ASA	0	0	0	0	0	0
(32) 3ATA	1	1	1	2	0	5
(33) 3ATR	0	0	0	0	0	0
(42) 4ATA	0	0	0	0	0	0
(25) 2AT1A2ATR	0	0	0	0	0	0
(35) 3AT1A2ATR	0	0	0	0	0	0
(36) 3AT2A2ATR	0	0	0	0	0	0
(50) OTHER	0	0	0	0	0	0
(81) 2AX CM BUS	1	0	1	0	0	2
(82) 3AX CM BUS	0	0	0	0	0	0
(98) FARM/TRAC	0	0	0	0	0	0
HEAVY TRUCK TOTAL	4	2	6	5	7	24
TOTAL VEHICLES INVOLVED	683	640	558	530	452	2863

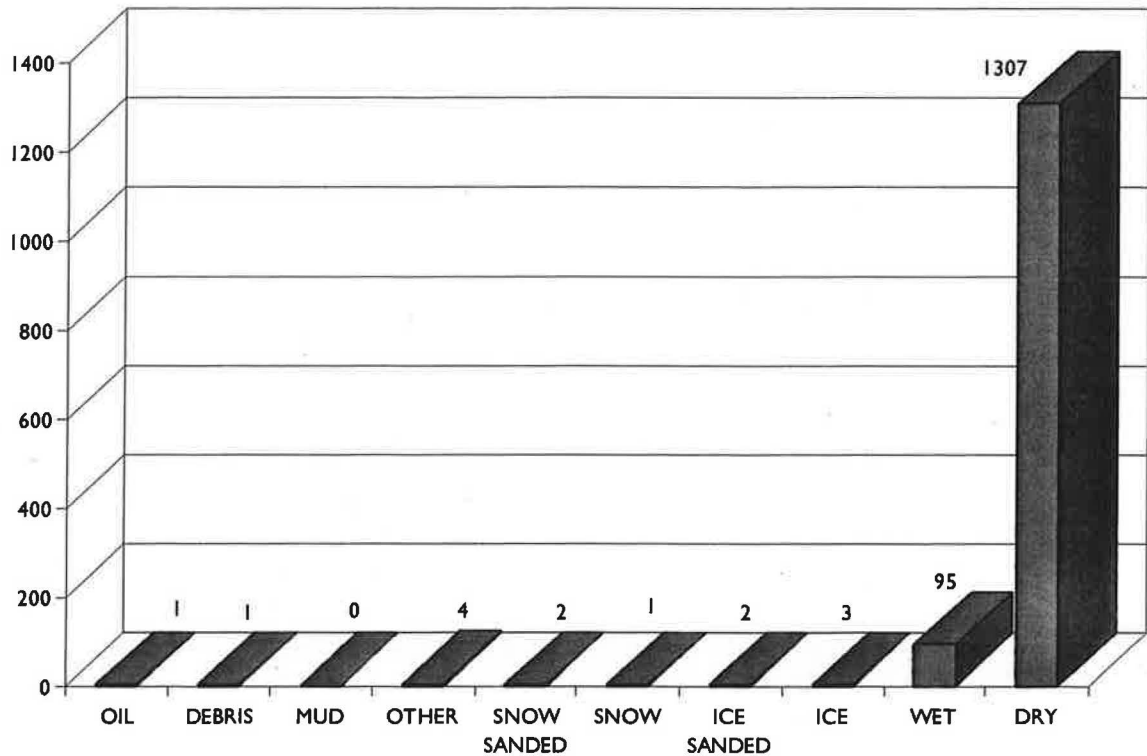


MAINE HIGHWAY BICYCLE CRASHES BY WEATHER CONDITIONS 1996 - 2000



WEATHER CONDITIONS	1996	1997	1998	1999	2000	FIVE YEAR TOTAL
SAND/DUST	1	0	0	0	0	1
CROSS WINDS	0	0	0	0	0	0
OTHER	0	0	1	1	0	2
FOG/SMOG	3	0	0	3	0	6
SLEET/HAIL	0	0	0	1	0	1
SNOW	1	0	1	0	0	2
RAIN	22	7	11	14	9	63
CLOUDY	60	53	41	39	35	228
CLEAR	250	255	221	206	181	1113
TOTAL	337	315	275	264	225	1416

MAINE HIGHWAY BICYCLE CRASHES BY ROAD SURFACE CONDITIONS 1996 - 2000



ROAD SURFACE CONDITIONS	1996	1997	1998	1999	2000	FIVE YEAR TOTAL
OIL	0	0	0	1	0	1
DEBRIS	1	0	0	0	0	1
MUD	0	0	0	0	0	0
OTHER	0	2	1	1	0	4
SNOW SANDED	0	1	0	1	0	2
SNOW	0	0	0	1	0	1
ICE SANDED	0	1	1	0	0	2
ICE	1	0	0	2	0	3
WET	31	16	16	18	14	95
DRY	304	295	257	240	211	1307
TOTAL	337	315	275	264	225	1416

MAINE HIGHWAY BICYCLE CRASHES

By County

2000

<u>COUNTY</u>	<u>CRASHES</u>
ANDROSCOGGIN	20
AROOSTOOK	7
CUMBERLAND	50
FRANKLIN	4
HANCOCK	6
KENNEBEC	24
KNOX	7
LINCOLN	4
OXFORD	6
PENOBSCOT	29
PISCATAQUIS	0
SAGadahoc	7
SOMERSET	3
WALDO	2
WASHINGTON	1
YORK	55
TOTAL	225



TINACSM2

MAINE DEPARTMENT OF TRANSPORTATION
TRAFFIC ENGINEERING, ACCIDENT RECORDS SECTION
ACCIDENT SUMMARY II
2000
ACCIDENTS INVOLVING BICYCLES

	--- A M ---											HOUR OF DAY											--- P M ---												
DAY OF WEEK	12	1	2	3	4	5	6	7	8	9	10	11	12	1	2	3	4	5	6	7	8	9	10	11	UNK	TOTAL									
SUNDAY	0	0	0	0	0	0	0	0	1	1	0	1	3	1	0	2	1	1	1	0	0	1	0	0	0	13	S								
MONDAY	0	0	0	0	0	0	0	1	0	2	1	2	2	3	3	3	5	3	2	2	0	0	0	0	0	29	M								
TUESDAY	0	0	0	0	0	0	0	1	1	0	2	1	2	2	2	3	6	5	5	1	1	1	1	0	0	34	T								
WEDNESDAY	0	0	0	1	0	0	1	2	0	1	1	0	4	4	7	5	7	1	2	2	1	1	0	0	0	40	W								
THURSDAY	0	0	0	0	0	0	0	3	1	2	1	1	1	4	1	3	3	4	5	3	0	1	0	1	0	34	T								
FRIDAY	0	1	0	0	0	0	0	2	2	0	0	1	4	2	4	8	10	2	4	2	2	0	1	0	0	45	F								
SATURDAY	0	0	0	0	0	0	0	1	0	1	1	2	5	2	3	1	5	3	1	4	0	0	1	0	0	30	S								
UNKNOWN	0	0	0	0	0	0	0	0	0	0	0	0	0	0	0	0	0	0	0	0	0	0	0	0	0	0	U								
TOTAL	0	1	0	1	0	0	1	10	5	7	6	8	21	18	20	25	37	19	20	14	4	4	3	1	0	225	T								

YEAR			TYPE OF UNIT			
TOTAL	2000					
			01 2-DOOR	34	10 BOB TAIL	2
			02 4-DOOR	107	20 2ADT	2
JANUARY	1	1	03 CONVERTIBLE	0	30 3ASU	3
FEBRUARY	0	0	04 STATION WG	15	40 4ASU	0
MARCH	11	11	05 VAN	23	21 2ASA	0
APRIL	12	12	06 PICKUP TR	25	22 2ATA	0
MAY	21	21	12 SCHOOL BUS	0	31 3ASA	0
JUNE	38	38	13 MOTOR HOME	0	32 3ATA	0
JULY	39	39	14 MOTORCYCLE	3	33 3ATR	0
AUGUST	41	41	15 MOPED	0	42 4ATA	0
SEPTEMBER	36	36	16 MOTOR BIKE	0	25 2AT1A2ATR	0
OCTOBER	18	18	17 BICYCLE	225	35 3AT1A2ATR	0
NOVEMBER	7	7	18 SNOWMOBILE	0	36 3AT2A2ATR	0
DECEMBER	1	1	19 PEDESTRIAN	0	50 OTHER	0
UNKNOWN	0	0	23 ATV	0	81 2AX CM BUS	0
			99 UNK / OTHER	13	82 3AX CM BUS	0
TOTAL	225	225			98 FARM/TRAC	0

TOTAL

452

MAINE DEPARTMENT OF TRANSPORTATION
TRAFFIC ENGINEERING, ACCIDENT RECORDS SECTION
ACCIDENT SUMMARY II
2000
ACCIDENTS INVOLVING BICYCLES

INJURY DATA

ROAD CHARACTER

CONSTRUCTION BARRICADES	0	TRAFFIC SIG STOP/GO	35	LEVEL STRAIGHT	140
TRAFFIC SIGNAL	0	TRAFFIC SIG FLASHING	2	LEVEL CURVED	7
R/R CROSSING	0	OVERHEAD FLASHERS	1	ON GRADE STRAIGHT	59
LIGHT POLE	0	ALL WAY STOP	2	ON GRADE CURVED	4
UTILITY POLE	0	STOP SIGN/OTHER	59	TOP OF HILL STRAIGHT	5
SIGN POST	0	YIELD SIGN	2	TOP OF HILL CURVED	1
MAIL BOXES	0	CURVE SIGN	1	BOTTOM OF HILL STRAIGHT	6
OTHER POLES/POSTS	0	OFFICER /SCHOOL PAT	0	BOTTOM OF HILL CURVED	2
FIRE PLUG/PARK METER	0	SCHOOL BUS STOP ARM	0	UNKNOWN	1
TREE/SHRUBBERY	0	SCHOOL ZONE SIGN	2		
CRASH CUSHION	0	R/R CROSSING DEVICE	0	TOTAL	225
MEDIAN SAFETY BARRIER	0	NO PASSING ZONE	0		
BRIDGE PIERS	0	NONE	113		
OTHER GUARDRAILS	0	OTHER	7		
FENCING NOT BARRIER	0	UNKNOWN	1		
CULVERT HEADWALL	0				
EMBANKMENT/DITCH	2	TOTAL	225		
BUILDING, WALL	0				
ROCK OUTCROPPING/LEDGE	0				
OTHER	0				
UNKNOWN	0				
TOTAL	2				

TINACSM2

MAINE DEPARTMENT OF TRANSPORTATION
TRAFFIC ENGINEERING, ACCIDENT RECORDS SECTION
ACCIDENT SUMMARY II

2000

ACCIDENTS INVOLVING BICYCLES

APPARENT CONTRIBUTING FACTOR	DR 1	DR 2	DR 3	DR 4	DR 5	OTHER	TOTAL	APPARENT PHYSICAL CONDITION	DR 1	DR 2	DR 3	DR 4	DR 5	OTHER	TOTAL
HUMAN FACTORS															
NO IMPROPER DRIVING	121	60	0	0	0	0	181	NORMAL	212	211	1	0	0	0	424
FAIL TO YIELD R-WAY	19	39	0	0	0	0	58	UNDER THE INFLUENCE	0	5	0	0	0	0	5
ILLEGAL UNSAFE SPEED	4	7	1	0	0	0	12	DRINKING	3	2	0	0	0	0	5
FOLLOW TOO CLOSE	0	1	0	0	0	0	1	USING DRUGS	0	0	0	0	0	0	0
DISREGARD TRAFFIC CONTROL	0	12	0	0	0	0	12	ASLEEP	1	0	0	0	0	0	1
DRIVING LEFT OF CENTER	0	8	0	0	0	0	8	FATIGUED	0	2	0	0	0	0	2
IMPROPER PASSING	2	1	0	0	0	0	3	ILL	0	0	0	0	0	0	0
IMPROPER LANE CHANGE	1	1	0	0	0	0	2	HANDICAPPED	0	0	0	0	0	0	0
IMPROPER START/STOP	2	0	0	0	0	0	2	OTHER/UNKNOWN	9	5	1	0	0	0	15
IMPROPER TURN	3	2	0	0	0	0	5								
UNSAFE BACKING	3	0	0	0	0	0	3	TOTAL	225	225	2	0	0	0	452
NO PROPER SIGNAL	3	0	0	0	0	0	3	TYPE OF UNIT							
IMPEDING TRAFFIC	0	2	0	0	0	0	2								
DRIVER INATTENTION	41	30	0	0	0	0	71	DRIVER							
DRIVER INEXPERIENCE	0	7	0	0	0	0	7	BIKE							
PEDESTRIAN VIOLATION	0	7	0	0	0	0	7	SNOW SLED							
PHYSICAL IMPAIRMENT	1	1	0	0	0	0	2	PED							
VISION OBSCURED GLASS	0	0	0	0	0	0	0	ATV							
VISION OBSCURED LIGHT	6	0	0	0	0	0	6	TOTAL							
VISION OBSCURED OTHER	8	3	0	0	0	0	11	AGE							
OTHER HUMAN FACTOR	2	22	0	0	0	0	24	9-UNDER	0	33	0	0	0	0	33
HIT & RUN	4	2	0	0	0	0	6	10-14	0	73	0	0	0	0	73
VEHICULAR FACTORS								15-19	17	42	0	0	0	0	59
DEFECTIVE BRAKES	0	4	0	0	0	0	4	20-24	23	14	0	0	0	0	37
DEFECTIVE TIRE	0	0	0	0	0	0	0	25-29	22	11	0	0	0	0	33
DEFECTIVE LIGHTS	0	2	0	0	0	0	2	30-39	39	13	0	0	0	0	52
DEFECTIVE SUSPENSION	0	0	0	0	0	0	0	40-49	42	21	0	0	0	0	63
DEFECTIVE STEERING	0	1	0	0	0	0	1	50-59	32	10	0	0	0	0	42
OTHER VEHICLE DEFECT	0	2	0	0	0	0	2	60-69	17	2	0	0	0	0	19
UNKNOWN	5	11	1	0	0	0	17	70-79	16	3	0	0	0	0	19
TOTAL	225	225	2	0	0	0	452	80-OVER	6	1	0	0	0	0	7
								UNKNOWN	13	2	0	0	0	0	15
								TOTAL	227	225	0	0	0	0	452



MAINE DEPARTMENT OF TRANSPORTATION
TRAFFIC ENGINEERING, ACCIDENT RECORDS SECTION

2000

[illegible]

MAINE DEPARTMENT OF TRANSPORTATION
TRAFFIC ENGINEERING, ACCIDENT RECORDS SECTION
ACCIDENT SUMMARY II
2000

ACCIDENTS INVOLVING BICYCLES

WEATHER	LIGHT CONDITION	ROAD SURFACE										TOTAL
		DRY	WET	SNOW SAND	ICE SAND	MUD	DEBRIS	OIL	SNOW	ICE	OTHER	
CROSS WINDS (0)	DAWN	0	0	0	0	0	0	0	0	0	0	0
	DAYLIGHT	0	0	0	0	0	0	0	0	0	0	0
	DUSK	0	0	0	0	0	0	0	0	0	0	0
	DARK-LIGHTS	0	0	0	0	0	0	0	0	0	0	0
	DARK NO LIGHTS	0	0	0	0	0	0	0	0	0	0	0
	DARK LIGHTS OFF	0	0	0	0	0	0	0	0	0	0	0
	OTHER	0	0	0	0	0	0	0	0	0	0	0
	UNKNOWN	0	0	0	0	0	0	0	0	0	0	0
SAND/DUST (0)	DAWN	0	0	0	0	0	0	0	0	0	0	0
	DAYLIGHT	0	0	0	0	0	0	0	0	0	0	0
	DUSK	0	0	0	0	0	0	0	0	0	0	0
	DARK-LIGHTS	0	0	0	0	0	0	0	0	0	0	0
	DARK NO LIGHTS	0	0	0	0	0	0	0	0	0	0	0
	DARK LIGHTS OFF	0	0	0	0	0	0	0	0	0	0	0
	OTHER	0	0	0	0	0	0	0	0	0	0	0
	UNKNOWN	0	0	0	0	0	0	0	0	0	0	0
CLOUDY (35)	DAWN	1	0	0	0	0	0	0	0	0	0	1
	DAYLIGHT	23	6	0	0	0	0	0	0	0	0	29
	DUSK	1	0	0	0	0	0	0	0	0	0	1
	DARK-LIGHTS	2	0	0	0	0	0	0	0	0	0	2
	DARK NO LIGHTS	2	0	0	0	0	0	0	0	0	0	2
	DARK LIGHTS OFF	0	0	0	0	0	0	0	0	0	0	0
	OTHER	0	0	0	0	0	0	0	0	0	0	0
	UNKNOWN	0	0	0	0	0	0	0	0	0	0	0
OTHER (0)	DAWN	0	0	0	0	0	0	0	0	0	0	0
	DAYLIGHT	0	0	0	0	0	0	0	0	0	0	0
	DUSK	0	0	0	0	0	0	0	0	0	0	0
	DARK-LIGHTS	0	0	0	0	0	0	0	0	0	0	0
	DARK NO LIGHTS	0	0	0	0	0	0	0	0	0	0	0
	DARK LIGHTS OFF	0	0	0	0	0	0	0	0	0	0	0
	OTHER	0	0	0	0	0	0	0	0	0	0	0
	UNKNOWN	0	0	0	0	0	0	0	0	0	0	0
ROAD SURFACE TOTALS		211	14	0	0	0	0	0	0	0	0	225

LIGHT CONDITION

DAWN	5	DARK NO LIGHTS	3
DAYLIGHT	192	DARK LIGHTS OFF	0
DUSK	12	OTHER	0
DARK-LIGHTS	13	UNKNOWN	0
TOTAL		225	



MAINE HIGHWAY BICYCLE CRASHES
BY COUNTY
1999

<u>COUNTY</u>	<u>CRASHES</u>
ANDROSCOGGIN	32
AROOSTOOK	13
CUMBERLAND	68
FRANKLIN	6
HANCOCK	2
KENNEBEC	20
KNOX	6
LINCOLN	2
OXFORD	10
PENOBSCOT	14
PISCATAQUIS	1
SAGadahoc	14
SOMERSET	11
WALDO	4
WASHINGTON	2
YORK	59
TOTAL	264



TINACSM2

MAINE DEPARTMENT OF TRANSPORTATION
 TRAFFIC ENGINEERING, ACCIDENT RECORDS SECTION
 ACCIDENT SUMMARY II
 1999
 ACCIDENTS INVOLVING BICYCLES

	--- A M ---											HOUR OF DAY								--- P M ---									
DAY OF WEEK	12	1	2	3	4	5	6	7	8	9	10	11	12	1	2	3	4	5	6	7	8	9	10	11	UNK	TOTAL			
SUNDAY	0	1	0	0	0	1	1	0	1	0	1	0	0	4	2	2	1	2	2	0	2	1	0	0	0	21	S		
MONDAY	0	0	0	0	0	0	0	1	2	0	4	4	7	1	3	2	4	3	0	2	0	0	1	0	0	34	M		
TUESDAY	0	0	0	0	0	0	3	1	3	3	3	1	2	2	1	3	10	9	2	3	0	1	0	0	0	47	T		
WEDNESDAY	0	0	0	0	1	0	1	0	2	1	3	2	6	0	5	3	5	6	1	3	0	0	0	0	0	39	W		
THURSDAY	0	0	0	0	0	0	0	0	1	0	2	4	3	2	5	3	4	8	5	2	0	0	0	1	0	40	T		
FRIDAY	0	0	0	0	0	0	0	3	0	2	2	2	1	3	7	7	4	9	3	2	2	1	1	0	0	49	F		
SATURDAY	0	0	0	0	0	0	0	0	1	0	3	3	1	2	4	3	3	4	2	5	0	0	3	0	0	34	S		
UNKNOWN	0	0	0	0	0	0	0	0	0	0	0	0	0	0	0	0	0	0	0	0	0	0	0	0	0	0	U		
TOTAL	0	1	0	0	1	1	5	5	10	6	18	16	20	14	27	23	31	41	15	17	4	3	5	1	0	264	T		

YEAR			TYPE OF UNIT			
TOTAL	1999					
JANUARY	4	4	01 2-DOOR	45	10 BOB TAIL	1
FEBRUARY	3	3	02 4-DOOR	124	20 2ADT	1
MARCH	9	9	03 CONVERTIBLE	1	30 3ASU	0
APRIL	30	30	04 STATION WG	12	40 4ASU	1
MAY	27	27	05 VAN	30	21 2ASA	0
JUNE	38	38	06 PICKUP TR	32	22 2ATA	0
JULY	52	52	12 SCHOOL BUS	1	31 3ASA	0
AUGUST	50	50	13 MOTOR HOME	0	32 3ATA	2
SEPTEMBER	26	26	14 MOTORCYCLE	0	33 3ATR	0
OCTOBER	10	10	15 MOPED	0	42 4ATA	0
NOVEMBER	10	10	16 MOTOR BIKE	0	25 2AT1A2ATR	0
DECEMBER	5	5	17 BICYCLE	264	35 3AT1A2ATR	0
UNKNOWN	0	0	18 SNOWMOBILE	0	36 3AT2A2ATR	0
			19 PEDESTRIAN	3	50 OTHER	0
			23 ATV	0	81 2AX CM BUS	0
			99 UNK / OTHER	13	82 3AX CM BUS	0
TOTAL	264	264			98 FARM/TRAC	0

TOTAL

530



INJURY DATA

SEV CODE	INJURY ACCIDENTS	NUMBER OF INJURIES
K	1	1
A	33	34
B	126	130
C	87	89
PD	17	
TOTAL	264	254

ROAD CHARACTER

LEVEL STRAIGHT	174
LEVEL CURVED	8
ON GRADE STRAIGHT	50
ON GRADE CURVED	11
TOP OF HILL STRAIGHT	3
TOP OF HILL CURVED	0
BOTTOM OF HILL STRAIGHT	14
BOTTOM OF HILL CURVED	2
UNKNOWN	2
TOTAL	264

TINACSM2

MAINE DEPARTMENT OF TRANSPORTATION
TRAFFIC ENGINEERING, ACCIDENT RECORDS SECTION
ACCIDENT SUMMARY II

1999

ACCIDENTS INVOLVING BICYCLES

APPARENT CONTRIBUTING FACTOR	DR 1	DR 2	DR 3	DR 4	DR 5	OTHER	TOTAL	APPARENT PHYSICAL CONDITION	DR 1	DR 2	DR 3	DR 4	DR 5	OTHER	TOTAL
HUMAN FACTORS															
NO IMPROPER DRIVING	160	58	1	0	0	0	219	NORMAL	244	253	1	1	0	0	499
FAIL TO YIELD R-WAY	22	45	0	0	0	0	67	UNDER THE INFLUENCE	2	2	0	0	0	0	4
ILLEGAL UNSAFE SPEED	4	1	0	0	0	0	5	DRINKING	6	2	0	0	0	0	8
FOLLOW TOO CLOSE	0	0	0	0	0	0	0	USING DRUGS	0	0	0	0	0	0	0
DISREGARD TRAFFIC CONTROL	2	7	0	0	0	0	9	ASLEEP	1	0	0	0	0	0	1
DRIVING LEFT OF CENTER	0	1	0	0	0	0	1	FATIGUED	0	1	0	0	0	0	1
IMPROPER PASSING	0	3	0	0	0	0	3	ILL	0	0	0	0	0	0	0
IMPROPER LANE CHANGE	1	6	0	0	0	0	7	HANDICAPPED	0	1	0	0	0	0	1
IMPROPER START/STOP	0	0	0	0	0	0	0	OTHER/UNKNOWN	10	4	2	0	0	0	16
IMPROPER TURN	2	8	0	0	0	0	10								
UNSAFE BACKING	1	0	0	0	0	0	1	TOTAL	263	263	3	1	0	0	530
NO PROPER SIGNAL	1	0	0	0	0	0	1	TYPE OF UNIT							
IMPEDING TRAFFIC	1	1	0	0	0	0	2								
DRIVER INATTENTION	40	47	0	0	0	0	87	DRIVER		BIKE	SNOW SLED	PED	ATV	TOTAL	
DRIVER INEXPERIENCE	2	11	0	0	0	0	13	AGE							
PEDESTRIAN VIOLATION	0	15	0	1	0	0	16	9-UNDER	0	32	0	0	0	0	32
PHYSICAL IMPAIRMENT	2	1	0	0	0	0	3	10-14	0	93	0	3	0	0	96
VISION OBSCURED GLASS	0	0	0	0	0	0	0	15-19	31	38	0	0	0	0	69
VISION OBSCURED LIGHT	6	0	0	0	0	0	6	20-24	33	18	0	0	0	0	51
VISION OBSCURED OTHER	6	8	0	0	0	0	14	25-29	17	6	0	0	0	0	23
OTHER HUMAN FACTOR	1	27	0	0	0	0	28	30-39	55	37	0	0	0	0	92
HIT & RUN	7	3	0	0	0	0	10	40-49	39	21	0	0	0	0	60
VEHICULAR FACTORS								50-59	33	8	0	0	0	0	41
DEFECTIVE BRAKES	0	5	0	0	0	0	5	60-69	25	4	0	0	0	0	29
DEFECTIVE TIRE	0	0	0	0	0	0	0	70-79	8	2	0	0	0	0	10
DEFECTIVE LIGHTS	0	0	0	0	0	0	0	80-OVER	10	0	0	0	0	0	10
DEFECTIVE SUSPENSION	0	0	0	0	0	0	0	UNKNOWN	12	5	0	0	0	0	17
DEFECTIVE STEERING	0	1	0	0	0	0	1								
OTHER VEHICLE DEFECT	1	5	0	0	0	0	6								
UNKNOWN	4	10	2	0	0	0	16								
TOTAL	263	263	3	1	0	0	530	TOTAL	263	264	0	3	0	0	530

MAY 21, 2001 AT 10:39

TINACSM2

MAINE DEPARTMENT OF TRANSPORTATION
TRAFFIC ENGINEERING, ACCIDENT RECORDS SECTION
ACCIDENT SUMMARY II
1999
ACCIDENTS INVOLVING BICYCLES

[illegible]

TINACSM2

MAINE DEPARTMENT OF TRANSPORTATION
TRAFFIC ENGINEERING, ACCIDENT RECORDS SECTION
ACCIDENT SUMMARY II
1999
ACCIDENTS INVOLVING BICYCLES

WEATHER	LIGHT CONDITION	ROAD SURFACE										TOTAL
		DRY	WET	SNOW SAND	ICE SAND	MUD	DEBRIS	OIL	SNOW	ICE	OTHER	
CROSS WINDS (0)	DAWN	0	0	0	0	0	0	0	0	0	0	0
	DAYLIGHT	0	0	0	0	0	0	0	0	0	0	0
	DUSK	0	0	0	0	0	0	0	0	0	0	0
	DARK-LIGHTS	0	0	0	0	0	0	0	0	0	0	0
	DARK NO LIGHTS	0	0	0	0	0	0	0	0	0	0	0
	DARK LIGHTS OFF	0	0	0	0	0	0	0	0	0	0	0
	OTHER	0	0	0	0	0	0	0	0	0	0	0
	UNKNOWN	0	0	0	0	0	0	0	0	0	0	0
SAND/DUST (0)	DAWN	0	0	0	0	0	0	0	0	0	0	0
	DAYLIGHT	0	0	0	0	0	0	0	0	0	0	0
	DUSK	0	0	0	0	0	0	0	0	0	0	0
	DARK-LIGHTS	0	0	0	0	0	0	0	0	0	0	0
	DARK NO LIGHTS	0	0	0	0	0	0	0	0	0	0	0
	DARK LIGHTS OFF	0	0	0	0	0	0	0	0	0	0	0
	OTHER	0	0	0	0	0	0	0	0	0	0	0
	UNKNOWN	0	0	0	0	0	0	0	0	0	0	0
CLOUDY (39)	DAWN	0	0	0	0	0	0	0	0	0	0	0
	DAYLIGHT	32	1	0	0	0	0	0	0	0	0	33
	DUSK	2	0	0	0	0	0	0	0	0	0	2
	DARK-LIGHTS	1	0	0	0	0	0	0	0	0	0	1
	DARK NO LIGHTS	0	0	0	0	0	0	0	0	0	0	0
	DARK LIGHTS OFF	2	1	0	0	0	0	0	0	0	0	3
	OTHER	0	0	0	0	0	0	0	0	0	0	0
	UNKNOWN	0	0	0	0	0	0	0	0	0	0	0
OTHER (1)	DAWN	0	0	0	0	0	0	0	0	0	0	0
	DAYLIGHT	0	1	0	0	0	0	0	0	0	0	1
	DUSK	0	0	0	0	0	0	0	0	0	0	0
	DARK-LIGHTS	0	0	0	0	0	0	0	0	0	0	0
	DARK NO LIGHTS	0	0	0	0	0	0	0	0	0	0	0
	DARK LIGHTS OFF	0	0	0	0	0	0	0	0	0	0	0
	OTHER	0	0	0	0	0	0	0	0	0	0	0
	UNKNOWN	0	0	0	0	0	0	0	0	0	0	0
ROAD SURFACE TOTALS		240	18	1	0	0	0	1	1	2	1	264

LIGHT CONDITION

DAWN	5	DARK NO LIGHTS	2
DAYLIGHT	219	DARK LIGHTS OFF	3
DUSK	17	OTHER	0
DARK-LIGHTS	18	UNKNOWN	0
TOTAL		264	



MAINE HIGHWAY BICYCLE CRASHES
By COUNTY
1998

<u>COUNTY</u>	<u>CRASHES</u>
ANDROSCOGGIN	42
AROOSTOOK	12
CUMBERLAND	74
FRANKLIN	3
HANCOCK	8
KENNEBEC	16
KNOX	10
LINCOLN	0
OXFORD	6
PENOBSCOT	18
PISCATAQUIS	4
SAGADAHOC	6
SOMERSET	9
WALDO	5
WASHINGTON	2
YORK	60
TOTAL	275



TINACSM2

MAINE DEPARTMENT OF TRANSPORTATION
 TRAFFIC ENGINEERING, ACCIDENT RECORDS SECTION
 ACCIDENT SUMMARY II
 1998
 ACCIDENTS INVOLVING BICYCLES

	--- A M ---											HOUR OF DAY											--- P M ---												
DAY OF WEEK	12	1	2	3	4	5	6	7	8	9	10	11	12	1	2	3	4	5	6	7	8	9	10	11	UNK	TOTAL									
SUNDAY	0	0	0	0	1	0	0	1	0	1	5	1	1	2	3	2	6	1	3	2	1	1	1	0	0	32	S								
MONDAY	0	0	0	0	0	0	0	1	2	0	1	3	2	1	4	10	9	7	1	3	3	0	0	0	0	47	M								
TUESDAY	0	0	0	0	0	0	0	3	3	2	2	4	3	1	3	5	4	2	2	3	0	0	1	0	0	38	T								
WEDNESDAY	0	0	0	0	0	0	1	1	2	1	1	1	2	3	3	5	10	12	5	1	3	0	2	1	0	54	W								
THURSDAY	0	1	0	0	0	1	0	2	1	1	4	2	0	2	4	7	4	2	6	0	1	1	2	1	0	42	T								
FRIDAY	0	0	0	0	0	0	0	1	2	1	0	2	2	3	3	4	6	3	3	3	1	1	2	0	0	37	F								
SATURDAY	0	0	0	0	0	1	0	0	1	0	2	1	1	2	4	2	1	3	3	2	2	0	0	0	0	25	S								
UNKNOWN	0	0	0	0	0	0	0	0	0	0	0	0	0	0	0	0	0	0	0	0	0	0	0	0	0	0	U								
TOTAL	0	1	0	0	1	2	1	9	11	6	15	14	11	14	24	35	40	30	23	14	11	3	8	2	0	275	T								

YEAR			TYPE OF UNIT			
TOTAL	1998					
JANUARY	2	2	01 2-DOOR	45	10 BOB TAIL	0
FEBRUARY	1	1	02 4-DOOR	119	20 2ADT	1
MARCH	15	15	03 CONVERTIBLE	0	30 3ASU	2
APRIL	29	29	04 STATION WG	16	40 4ASU	1
MAY	30	30	05 VAN	36	21 2ASA	0
JUNE	36	36	06 PICKUP TR	44	22 2ATA	0
JULY	48	48	12 SCHOOL BUS	0	31 3ASA	0
AUGUST	49	49	13 MOTOR HOME	0	32 3ATA	1
SEPTEMBER	28	28	14 MOTORCYCLE	2	33 3ATR	0
OCTOBER	21	21	15 MOPED	0	42 4ATA	0
NOVEMBER	11	11	16 MOTOR BIKE	0	25 2AT1A2ATR	0
DECEMBER	5	5	17 BICYCLE	275	35 3AT1A2ATR	0
UNKNOWN	0	0	18 SNOWMOBILE	0	36 3AT2A2ATR	0
			19 PEDESTRIAN	2	50 OTHER	0
			23 ATV	0	81 2AX CM BUS	1
			99 UNK / OTHER	13	82 3AX CM BUS	0
TOTAL	275	275			98 FARM/TRAC	0

TOTAL

558



MAINE DEPARTMENT OF TRANSPORTATION
TRAFFIC ENGINEERING, ACCIDENT RECORDS SECTION
ACCIDENT SUMMARY II
1998
ACCIDENTS INVOLVING BICYCLES

ACCIDENT TYPE	TYPE OF LOCATION										INJURY DATA		
	ST ROAD	CURV ** ROAD	AT INTERSECTION ** 3-LEG	4-LEG	5-LEG	DRIVE WAYS	BRIDGE	INTER CHANGE	UN KNOWN	TOTAL	SEV CODE	INJURY ACCIDENTS	NUMBER OF INJURIES
OBJECT IN ROAD	0	0	0	0	0	0	0	0	0	0	K	4	4
REAR END/SIDESWIPE	3	2	1	2	0	2	1	0	0	11	A	23	24
HEAD-ON/SIDESWIPE	4	2	0	0	0	0	0	0	0	6	B	143	150
INTERSECTION MOVEMENT	0	0	13	12	0	4	0	0	0	29	C	92	100
PEDESTRIANS	0	0	0	1	0	1	0	0	0	2			
TRAIN	0	0	0	0	0	0	0	0	0	0	PD	13	
RAN OFF ROAD	3	1	0	0	0	0	0	0	0	4			
ANIMAL	0	0	0	0	0	0	0	0	0	0	TOTAL	275	278
DEER	0	0	0	0	0	0	0	0	0	0			
MOOSE	0	0	0	0	0	0	0	0	0	0			
BEAR	0	0	0	0	0	0	0	0	0	0			
SLED/BIKE	43	13	63	54	3	47	0	0	0	223			
OTHER	0	0	0	0	0	0	0	0	0	0			
NON COLLISION	0	0	0	0	0	0	0	0	0	0			
UNKNOWN	0	0	0	0	0	0	0	0	0	0			
TOTAL	53	18	77	69	3	54	1	0	0	275			
FIXED OBJECT STRUCK			TRAFFIC CONTROL DEVICES					ROAD CHARACTER					
CONSTRUCTION BARRICADES	0							33			LEVEL STRAIGHT	161	
TRAFFIC SIGNAL	0							0			LEVEL CURVED	12	
R/R CROSSING	0							1			ON GRADE STRAIGHT	67	
LIGHT POLE	0							3			ON GRADE CURVED	13	
UTILITY POLE	0							89			TOP OF HILL STRAIGHT	10	
SIGN POST	0							3			TOP OF HILL CURVED	0	
MAIL BOXES	0							2			BOTTOM OF HILL STRAIGHT	9	
OTHER POLES/POSTS	0							1			BOTTOM OF HILL CURVED	2	
FIRE PLUG/PARK METER	0							0			UNKNOWN	1	
TREE/SHRUBBERY	1							1					
CRASH CUSHION	0							0			TOTAL	275	
MEDIAN SAFETY BARRIER	0							4					
BRIDGE PIERS	0							134					
OTHER GUARDRAILS	0							4					
FENCING NOT BARRIER	1							0					
CULVERT HEADWALL	0												
EMBANKMENT/DITCH	2												
BUILDING, WALL	0												
ROCK OUTCROPPING/LEDGE	0												
OTHER	2												
UNKNOWN	0												
TOTAL	6							275					

TINACSM2

MAINE DEPARTMENT OF TRANSPORTATION
TRAFFIC ENGINEERING, ACCIDENT RECORDS SECTION
ACCIDENT SUMMARY II
1998
ACCIDENTS INVOLVING BICYCLES

APPARENT CONTRIBUTING FACTOR	DR 1	DR 2	DR 3	DR 4	DR 5	OTHER	TOTAL	APPARENT PHYSICAL CONDITION	DR 1	DR 2	DR 3	DR 4	DR 5	OTHER	TOTAL
HUMAN FACTORS															
NO IMPROPER DRIVING	158	68	3	0	0	0	229	NORMAL	262	258	9	0	0	0	529
FAIL TO YIELD R-WAY	29	46	0	0	0	0	75	UNDER THE INFLUENCE	3	5	0	0	0	0	8
ILLEGAL UNSAFE SPEED	5	6	0	0	0	0	11	DRINKING	0	4	0	0	0	0	4
FOLLOW TOO CLOSE	0	1	0	0	0	0	1	USING DRUGS	0	0	0	0	0	0	0
DISREGARD TRAFFIC CONTROL	2	15	2	0	0	0	19	ASLEEP	0	0	0	0	0	0	0
DRIVING LEFT OF CENTER	0	3	0	0	0	0	3	FATIGUED	0	1	0	0	0	0	1
IMPROPER PASSING	0	1	0	0	0	0	1	ILL	1	0	0	0	0	0	1
IMPROPER LANE CHANGE	0	4	0	0	0	0	4	HANDICAPPED	0	2	0	0	0	0	2
IMPROPER START/STOP	1	1	0	0	0	0	2	OTHER/UNKNOWN	9	4	0	0	0	0	13
IMPROPER TURN	6	6	0	0	0	0	12								
UNSAFE BACKING	2	0	0	0	0	0	2	TOTAL	275	274	9	0	0	0	558
NO PROPER SIGNAL	1	0	0	0	0	0	1	TYPE OF UNIT							
IMPEDING TRAFFIC	0	5	0	0	0	0	5								
DRIVER INATTENTION	41	41	1	0	0	0	83	DRIVER							
DRIVER INEXPERIENCE	2	6	0	0	0	0	8	BIKE							
PEDESTRIAN VIOLATION	0	17	2	0	0	0	19	SNOW SLED							
PHYSICAL IMPAIRMENT	0	0	0	0	0	0	0	PED							
VISION OBSCURED GLASS	0	0	0	0	0	0	0	ATV							
VISION OBSCURED LIGHT	2	0	0	0	0	0	2	TOTAL							
VISION OBSCURED OTHER	13	3	0	0	0	0	16	AGE							
OTHER HUMAN FACTOR	3	34	1	0	0	0	38	9-UNDER	0	35	0	0	0	0	35
HIT & RUN	3	2	0	0	0	0	5	10-14	1	87	0	0	0	0	88
VEHICULAR FACTORS								15-19	27	56	0	1	0	0	84
DEFECTIVE BRAKES	0	4	0	0	0	0	4	20-24	24	12	0	0	0	0	36
DEFECTIVE TIRE	0	0	0	0	0	0	0	25-29	25	12	0	0	0	0	37
DEFECTIVE LIGHTS	0	2	0	0	0	0	2	30-39	62	37	0	1	0	0	100
DEFECTIVE SUSPENSION	0	0	0	0	0	0	0	40-49	54	15	0	0	0	0	69
DEFECTIVE STEERING	0	0	0	0	0	0	0	50-59	40	10	0	0	0	0	50
OTHER VEHICLE DEFECT	0	2	0	0	0	0	2	60-69	20	4	0	0	0	0	24
UNKNOWN	7	7	0	0	0	0	14	70-79	14	3	0	0	0	0	17
TOTAL	275	274	9	0	0	0	558	80-OVER	4	0	0	0	0	0	4
								UNKNOWN	10	4	0	0	0	0	14
								TOTAL	281	275	0	2	0	0	558

TINACSM2

MAINE DEPARTMENT OF TRANSPORTATION
TRAFFIC ENGINEERING, ACCIDENT RECORDS SECTION
ACCIDENT SUMMARY II
1998
ACCIDENTS INVOLVING BICYCLES

WEATHER	LIGHT CONDITION	ROAD SURFACE										TOTAL
		DRY	WET	SNOW SAND	ICE SAND	MUD	DEBRIS	OIL	SNOW	ICE	OTHER	
CROSS WINDS (0)	DAWN	0	0	0	0	0	0	0	0	0	0	0
	DAYLIGHT	0	0	0	0	0	0	0	0	0	0	0
	DUSK	0	0	0	0	0	0	0	0	0	0	0
	DARK-LIGHTS	0	0	0	0	0	0	0	0	0	0	0
	DARK NO LIGHTS	0	0	0	0	0	0	0	0	0	0	0
	DARK LIGHTS OFF	0	0	0	0	0	0	0	0	0	0	0
	OTHER	0	0	0	0	0	0	0	0	0	0	0
	UNKNOWN	0	0	0	0	0	0	0	0	0	0	0
SAND/DUST (0)	DAWN	0	0	0	0	0	0	0	0	0	0	0
	DAYLIGHT	0	0	0	0	0	0	0	0	0	0	0
	DUSK	0	0	0	0	0	0	0	0	0	0	0
	DARK-LIGHTS	0	0	0	0	0	0	0	0	0	0	0
	DARK NO LIGHTS	0	0	0	0	0	0	0	0	0	0	0
	DARK LIGHTS OFF	0	0	0	0	0	0	0	0	0	0	0
	OTHER	0	0	0	0	0	0	0	0	0	0	0
	UNKNOWN	0	0	0	0	0	0	0	0	0	0	0
CLOUDY (41)	DAWN	1	0	0	0	0	0	0	0	0	0	1
	DAYLIGHT	29	2	0	0	0	0	0	0	0	0	31
	DUSK	0	1	0	0	0	0	0	0	0	0	1
	DARK-LIGHTS	7	0	0	0	0	0	0	0	0	0	7
	DARK NO LIGHTS	1	0	0	0	0	0	0	0	0	0	1
	DARK LIGHTS OFF	0	0	0	0	0	0	0	0	0	0	0
	OTHER	0	0	0	0	0	0	0	0	0	0	0
	UNKNOWN	0	0	0	0	0	0	0	0	0	0	0
OTHER (1)	DAWN	0	0	0	0	0	0	0	0	0	0	0
	DAYLIGHT	0	0	0	0	0	0	0	0	0	0	0
	DUSK	0	0	0	0	0	0	0	0	0	0	0
	DARK-LIGHTS	0	0	0	0	0	0	0	0	0	0	0
	DARK NO LIGHTS	0	0	0	0	0	0	0	0	0	0	0
	DARK LIGHTS OFF	0	0	0	0	0	0	0	0	0	0	0
	OTHER	0	0	0	0	0	0	0	0	1	1	1
	UNKNOWN	0	0	0	0	0	0	0	0	0	0	0
ROAD SURFACE TOTALS		257	16	0	1	0	0	0	0	0	1	275
LIGHT CONDITION												
DAWN		6	DARK NO LIGHTS		6							
DAYLIGHT		220	DARK LIGHTS OFF		1							
DUSK		20	OTHER		1							
DARK-LIGHTS		21	UNKNOWN		0	TOTAL	275					



MAINE HIGHWAY BICYCLE CRASHES

By County

1997

<u>COUNTY</u>	<u>CRASHES</u>
ANDROSCOGGIN	47
AROOSTOOK	6
CUMBERLAND	73
FRANKLIN	4
HANCOCK	16
KENNEBEC	28
KNOX	12
LINCOLN	3
OXFORD	10
PENOBSCOT	40
PISCATAQUIS	2
SAGadahoc	4
SOMERSET	13
WALDO	1
WASHINGTON	2
YORK	54
TOTAL	315



TINACSM2

MAINE DEPARTMENT OF TRANSPORTATION
TRAFFIC ENGINEERING, ACCIDENT RECORDS SECTION
ACCIDENT SUMMARY II
1997
ACCIDENTS INVOLVING BICYCLES

	--- AM ---											HOUR OF DAY								--- PM ---												
DAY OF WEEK	12	1	2	3	4	5	6	7	8	9	10	11	12	1	2	3	4	5	6	7	8	9	10	11	UNK	TOTAL						
SUNDAY	1	0	0	0	0	0	0	0	0	1	4	1	1	2	1	3	1	3	3	1	1	0	0	0	0	23	S					
MONDAY	0	0	0	0	0	0	2	1	2	0	4	3	9	3	7	3	6	8	2	1	0	2	0	1	0	54	M					
TUESDAY	0	0	0	0	1	0	0	5	1	1	3	3	2	3	6	7	5	4	2	5	2	0	0	0	0	50	T					
WEDNESDAY	0	0	1	0	0	1	2	4	1	2	2	1	6	1	5	9	3	5	8	1	0	1	1	0	0	54	W					
THURSDAY	0	0	1	0	0	0	0	0	1	1	1	1	7	2	7	4	7	3	7	1	0	4	0	0	0	47	T					
FRIDAY	0	1	0	0	0	0	1	0	2	0	3	2	4	3	6	8	1	7	5	2	2	1	1	0	0	49	F					
SATURDAY	0	0	0	0	0	0	0	3	1	3	2	0	5	3	3	2	4	4	4	2	0	0	1	1	0	38	S					
UNKNOWN	0	0	0	0	0	0	0	0	0	0	0	0	0	0	0	0	0	0	0	0	0	0	0	0	0	0	U					
TOTAL	1	1	2	0	1	1	5	13	8	8	19	11	34	17	35	36	27	34	31	13	5	8	3	2	0	315	T					

YEAR			TYPE OF UNIT			
TOTAL	1997					
JANUARY	2	2	01 2-DOOR	56	10 BOB TAIL	0
FEBRUARY	3	3	02 4-DOOR	138	20 2ADT	1
MARCH	8	8	03 CONVERTIBLE	0	30 3ASU	0
APRIL	21	21	04 STATION WG	19	40 4ASU	0
MAY	42	42	05 VAN	32	21 2ASA	0
JUNE	61	61	06 PICKUP TR	46	22 2ATA	0
JULY	63	63	12 SCHOOL BUS	2	31 3ASA	0
AUGUST	50	50	13 MOTOR HOME	0	32 3ATA	1
SEPTEMBER	22	22	14 MOTORCYCLE	6	33 3ATR	0
OCTOBER	29	29	15 MOPED	0	42 4ATA	0
NOVEMBER	9	9	16 MOTOR BIKE	0	25 2AT1A2ATR	0
DECEMBER	5	5	17 BICYCLE	319	35 3AT1A2ATR	0
UNKNOWN	0	0	18 SNOWMOBILE	0	36 3AT2A2ATR	0
			19 PEDESTRIAN	0	50 OTHER	0
			23 ATV	0	81 2AX CM BUS	0
			99 UNK / OTHER	20	82 3AX CM BUS	0
					98 FARM/TRAC	0
TOTAL	315	315				

TOTAL

640



MAINE DEPARTMENT OF TRANSPORTATION
TRAFFIC ENGINEERING, ACCIDENT RECORDS SECTION
ACCIDENT SUMMARY II
1997
ACCIDENTS INVOLVING BICYCLES

ACCIDENT TYPE	TYPE OF LOCATION										INJURY DATA		
	ST ROAD	CURV ROAD	** 3-LEG	AT INTERSECTION 4-LEG	** 5-LEG	DRIVE WAYS	BRIDGE	INTER CHANGE	UN KNOWN	TOTAL	SEV CODE	INJURY ACCIDENTS	NUMBER OF INJURIES
OBJECT IN ROAD	0	0	0	0	0	0	0	0	0	0	K	1	1
REAR END/SIDESWIPE	0	0	1	0	0	0	0	0	0	1	A	33	33
HEAD-ON/SIDESWIPE	0	0	0	0	0	0	0	0	0	0	B	153	159
INTERSECTION MOVEMENT	0	0	1	1	0	1	0	0	0	3	C	117	128
PEDESTRIANS	0	0	0	0	0	0	0	0	0	0			
TRAIN	0	0	0	0	0	0	0	0	0	0	PD	11	
RAN OFF ROAD	2	0	0	0	0	0	0	0	0	2			
ANIMAL	0	0	0	0	0	0	0	0	0	0	TOTAL	315	321
DEER	0	0	0	0	0	0	0	0	0	0			
MOOSE	0	0	0	0	0	0	0	0	0	0			
BEAR	0	0	0	0	0	0	0	0	0	0			
SLED/BIKE	88	12	97	74	2	35	1	0	0	309			
OTHER	0	0	0	0	0	0	0	0	0	0			
NON COLLISION	0	0	0	0	0	0	0	0	0	0			
UNKNOWN	0	0	0	0	0	0	0	0	0	0			
TOTAL	90	12	99	75	2	36	1	0	0	315			

FIXED OBJECT STRUCK

TRAFFIC CONTROL DEVICES

ROAD CHARACTER

CONSTRUCTION BARRICADES	0	TRAFFIC SIG STOP/GO	39	LEVEL STRAIGHT	204
TRAFFIC SIGNAL	0	TRAFFIC SIG FLASHING	2	LEVEL CURVED	12
R/R CROSSING	0	OVERHEAD FLASHERS	0	ON GRADE STRAIGHT	65
LIGHT POLE	0	ALL WAY STOP	3	ON GRADE CURVED	13
UTILITY POLE	1	STOP SIGN/OTHER	85	TOP OF HILL STRAIGHT	7
SIGN POST	0	YIELD SIGN	3	TOP OF HILL CURVED	0
MAIL BOXES	0	CURVE SIGN	2	BOTTOM OF HILL STRAIGHT	10
OTHER POLES/POSTS	0	OFFICER /SCHOOL PAT	1	BOTTOM OF HILL CURVED	3
FIRE PLUG/PARK METER	0	SCHOOL BUS STOP ARM	0	UNKNOWN	1
TREE/SHRUBBERY	0	SCHOOL ZONE SIGN	1		
CRASH CUSHION	0	R/R CROSSING DEVICE	0	TOTAL	315
MEDIAN SAFETY BARRIER	0	NO PASSING ZONE	1		
BRIDGE PIERS	0	NONE	164		
OTHER GUARDRAILS	0	OTHER	14		
FENCING NOT BARRIER	0	UNKNOWN	0		
CULVERT HEADWALL	0				
EMBANKMENT/DITCH	1	TOTAL	315		
BUILDING, WALL	0				
ROCK OUTCROPPING/LEDGE	0				
OTHER	0				
UNKNOWN	0				
TOTAL	2				

TINACSM2

MAINE DEPARTMENT OF TRANSPORTATION
TRAFFIC ENGINEERING, ACCIDENT RECORDS SECTION
ACCIDENT SUMMARY II
1997
ACCIDENTS INVOLVING BICYCLES

APPARENT CONTRIBUTING FACTOR	DR 1	DR 2	DR 3	DR 4	DR 5	OTHER	TOTAL	APPARENT PHYSICAL CONDITION	DR 1	DR 2	DR 3	DR 4	DR 5	OTHER	TOTAL
HUMAN FACTORS															
NO IMPROPER DRIVING	191	74	4	0	0	0	269	NORMAL	304	304	8	0	0	0	616
FAIL TO YIELD R-WAY	33	52	2	0	0	0	87	UNDER THE INFLUENCE	1	2	0	0	0	0	3
ILLEGAL UNSAFE SPEED	5	2	0	0	0	0	7	DRINKING	2	5	0	0	0	0	7
FOLLOW TOO CLOSE	1	1	1	0	0	0	3	USING DRUGS	0	0	0	0	0	0	0
DISREGARD TRAFFIC CONTROL	3	11	0	0	0	0	14	ASLEEP	0	0	0	0	0	0	0
DRIVING LEFT OF CENTER	1	6	0	0	0	0	7	FATIGUED	0	0	0	0	0	0	0
IMPROPER PASSING	0	3	0	0	0	0	3	ILL	0	0	0	0	0	0	0
IMPROPER LANE CHANGE	0	1	0	0	0	0	1	HANDICAPPED	0	1	0	0	0	0	1
IMPROPER START/STOP	0	2	0	0	0	0	2	OTHER/UNKNOWN	8	2	3	0	0	0	13
IMPROPER TURN	4	5	0	0	0	0	9								
UNSAFE BACKING	2	0	0	0	0	0	2	TOTAL	315	314	11	0	0	0	640
NO PROPER SIGNAL	1	0	0	0	0	0	1	TYPE OF UNIT							
IMPEDING TRAFFIC	0	2	0	0	0	0	2								
DRIVER INATTENTION	48	57	1	0	0	0	106	DRIVER		BIKE	SNOW SLED	PED	ATV	TOTAL	
DRIVER INEXPERIENCE	0	11	0	0	0	0	11	AGE							
PEDESTRIAN VIOLATION	0	25	1	0	0	0	26	9-UNDER	0	53	0	0	0	0	53
PHYSICAL IMPAIRMENT	2	0	0	0	0	0	2	10-14	0	113	0	0	0	0	113
VISION OBSCURED GLASS	0	0	0	0	0	0	0	15-19	36	46	0	0	0	0	82
VISION OBSCURED LIGHT	2	0	0	0	0	0	2	20-24	33	28	0	0	0	0	61
VISION OBSCURED OTHER	7	5	0	0	0	0	12	25-29	29	23	0	0	0	0	52
OTHER HUMAN FACTOR	6	43	0	0	0	0	49	30-39	65	22	0	0	0	0	87
HIT & RUN	3	0	0	0	0	0	3	40-49	53	16	0	0	0	0	69
VEHICULAR FACTORS								50-59	30	10	0	0	0	0	40
DEFECTIVE BRAKES	0	4	0	0	0	0	4	60-69	24	4	0	0	0	0	28
DEFECTIVE TIRE	1	0	0	0	0	0	1	70-79	23	2	0	0	0	0	25
DEFECTIVE LIGHTS	0	3	0	0	0	0	3	80-OVER	11	0	0	0	0	0	11
DEFECTIVE SUSPENSION	0	0	0	0	0	0	0	UNKNOWN	17	2	0	0	0	0	19
DEFECTIVE STEERING	0	0	0	0	0	0	0								
OTHER VEHICLE DEFECT	0	2	0	0	0	0	2								
UNKNOWN	5	5	2	0	0	0	12								
TOTAL	315	314	11	0	0	0	640	TOTAL	321	319	0	0	0	0	640

ACCIDENTS INVOLVING BICYCLES

[illegible]

TINACSM2

MAINE DEPARTMENT OF TRANSPORTATION
TRAFFIC ENGINEERING, ACCIDENT RECORDS SECTION
ACCIDENT SUMMARY II

1997

ACCIDENTS INVOLVING BICYCLES

WEATHER	LIGHT CONDITION	ROAD SURFACE										TOTAL
		DRY	WET	SNOW SAND	ICE SAND	MUD	DEBRIS	OIL	SNOW	ICE	OTHER	
CROSS WINDS (0)	DAWN	0	0	0	0	0	0	0	0	0	0	0
	DAYLIGHT	0	0	0	0	0	0	0	0	0	0	0
	DUSK	0	0	0	0	0	0	0	0	0	0	0
	DARK-LIGHTS	0	0	0	0	0	0	0	0	0	0	0
	DARK NO LIGHTS	0	0	0	0	0	0	0	0	0	0	0
	DARK LIGHTS OFF	0	0	0	0	0	0	0	0	0	0	0
	OTHER	0	0	0	0	0	0	0	0	0	0	0
	UNKNOWN	0	0	0	0	0	0	0	0	0	0	0
SAND/DUST (0)	DAWN	0	0	0	0	0	0	0	0	0	0	0
	DAYLIGHT	0	0	0	0	0	0	0	0	0	0	0
	DUSK	0	0	0	0	0	0	0	0	0	0	0
	DARK-LIGHTS	0	0	0	0	0	0	0	0	0	0	0
	DARK NO LIGHTS	0	0	0	0	0	0	0	0	0	0	0
	DARK LIGHTS OFF	0	0	0	0	0	0	0	0	0	0	0
	OTHER	0	0	0	0	0	0	0	0	0	0	0
	UNKNOWN	0	0	0	0	0	0	0	0	0	0	0
CLOUDY (53)	DAWN	0	0	0	0	0	0	0	0	0	0	0
	DAYLIGHT	43	5	0	0	0	0	0	0	0	0	48
	DUSK	1	0	0	0	0	0	0	0	0	0	1
	DARK-LIGHTS	3	1	0	0	0	0	0	0	0	0	4
	DARK NO LIGHTS	0	0	0	0	0	0	0	0	0	0	0
	DARK LIGHTS OFF	0	0	0	0	0	0	0	0	0	0	0
	OTHER	0	0	0	0	0	0	0	0	0	0	0
	UNKNOWN	0	0	0	0	0	0	0	0	0	0	0
OTHER (0)	DAWN	0	0	0	0	0	0	0	0	0	0	0
	DAYLIGHT	0	0	0	0	0	0	0	0	0	0	0
	DUSK	0	0	0	0	0	0	0	0	0	0	0
	DARK-LIGHTS	0	0	0	0	0	0	0	0	0	0	0
	DARK NO LIGHTS	0	0	0	0	0	0	0	0	0	0	0
	DARK LIGHTS OFF	0	0	0	0	0	0	0	0	0	0	0
	OTHER	0	0	0	0	0	0	0	0	0	0	0
	UNKNOWN	0	0	0	0	0	0	0	0	0	0	0
ROAD SURFACE TOTALS		295	16	1	1	0	0	0	0	0	2	315
LIGHT CONDITION												
DAWN		6	DARK NO LIGHTS		2							
DAYLIGHT		271	DARK LIGHTS OFF		3							
DUSK		11	OTHER		0							
DARK-LIGHTS		22	UNKNOWN		0	TOTAL	315					

MAINE HIGHWAY BICYCLE CRASHES

BY COUNTY

1996

<u>COUNTY</u>	<u>CRASHES</u>
ANDROSCOGGIN	34
AROOSTOOK	9
CUMBERLAND	119
FRANKLIN	4
HANCOCK	3
KENNEBEC	25
KNOX	10
LINCOLN	7
OXFORD	11
PENOBSCOT	25
PISCATAQUIS	2
SAGadahoc	10
SOMERSET	9
WALDO	0
WASHINGTON	5
YORK	64
TOTAL	337



TINACSM2

MAINE DEPARTMENT OF TRANSPORTATION
 TRAFFIC ENGINEERING, ACCIDENT RECORDS SECTION
 ACCIDENT SUMMARY II
 1996
 ACCIDENTS INVOLVING BICYCLES

	--- A M ---											HOUR OF DAY											--- P M ---												
DAY OF WEEK	12	1	2	3	4	5	6	7	8	9	10	11	12	1	2	3	4	5	6	7	8	9	10	11	UNK	TOTAL									
SUNDAY	0	0	1	0	0	0	0	0	1	1	3	0	3	4	6	3	4	5	2	1	0	0	0	0	0	34	S								
MONDAY	1	0	0	0	0	0	0	1	3	2	2	3	2	3	5	3	9	6	2	3	2	1	1	0	0	49	M								
TUESDAY	0	0	0	0	0	0	0	4	1	2	1	4	2	2	4	9	9	4	1	3	1	1	1	1	0	50	T								
WEDNESDAY	1	0	0	1	0	1	0	2	3	3	1	4	2	6	6	8	7	9	5	2	0	3	0	1	0	65	W								
THURSDAY	1	0	0	0	1	0	0	4	4	2	4	2	4	1	6	3	3	11	5	5	0	3	1	1	0	61	T								
FRIDAY	0	1	0	0	0	0	0	2	2	0	0	4	2	0	2	5	5	6	4	3	1	1	0	0	0	38	F								
SATURDAY	1	0	0	0	0	0	0	0	0	3	2	5	4	1	5	3	4	4	1	4	0	3	0	0	0	40	S								
UNKNOWN	0	0	0	0	0	0	0	0	0	0	0	0	0	0	0	0	0	0	0	0	0	0	0	0	0	0	U								
TOTAL	4	1	1	1	1	1	0	13	14	13	13	22	19	17	34	34	41	45	20	21	4	12	3	3	0	337	T								

YEAR		TYPE OF UNIT	
TOTAL	1996		
JANUARY	3	01 2-DOOR	65
FEBRUARY	3	02 4-DOOR	136
MARCH	11	03 CONVERTIBLE	0
APRIL	18	04 STATION WG	19
MAY	37	05 VAN	31
JUNE	55	06 PICKUP TR	60
JULY	59	12 SCHOOL BUS	1
AUGUST	70	13 MOTOR HOME	1
SEPTEMBER	45	14 MOTORCYCLE	4
OCTOBER	19	15 MOPED	0
NOVEMBER	10	16 MOTOR BIKE	0
DECEMBER	7	17 BICYCLE	343
UNKNOWN	0	18 SNOWMOBILE	0
		19 PEDESTRIAN	1
		23 ATV	0
		99 UNK / OTHER	18
TOTAL	337	10 BOB TAIL	0
		20 2ADT	2
		30 3ASU	0
		40 4ASU	0
		21 2ASA	0
		22 2ATA	0
		31 3ASA	0
		32 3ATA	1
		33 3ATR	0
		42 4ATA	0
		25 2AT1A2ATR	0
		35 3AT1A2ATR	0
		36 3AT2A2ATR	0
		50 OTHER	0
		81 2AX CM BUS	1
		82 3AX CM BUS	0
		98 FARM/TRAC	0

TOTAL

683

MAINE DEPARTMENT OF TRANSPORTATION
TRAFFIC ENGINEERING, ACCIDENT RECORDS SECTION
ACCIDENT SUMMARY II
1996
ACCIDENTS INVOLVING BICYCLES

ACCIDENT TYPE	TYPE OF LOCATION										INJURY DATA		
	ST ROAD	CURV ROAD	** 3-LEG	AT INTERSECTION 4-LEG	** 5-LEG	DRIVE WAYS	BRIDGE	INTER CHANGE	UN KNOWN	TOTAL	SEV CODE	INJURY ACCIDENTS	NUMBER OF INJURIES
OBJECT IN ROAD	0	0	0	0	0	0	0	0	0	0	K	1	1
REAR END/SIDESWIPE	1	0	0	0	0	0	0	0	0	1	A	39	40
HEAD-ON/SIDESWIPE	0	0	0	0	0	0	0	0	0	0	B	185	192
INTERSECTION MOVEMENT	0	0	1	0	0	1	0	0	0	2	C	99	117
PEDESTRIANS	0	0	0	0	0	0	0	0	0	0			
TRAIN	0	0	0	0	0	0	0	0	0	0	PD	13	
RAN OFF ROAD	0	0	0	0	0	0	0	0	0	0			
ANIMAL	0	0	0	0	0	0	0	0	0	0	TOTAL	337	350
DEER	0	0	0	0	0	0	0	0	0	0			
MOOSE	0	0	0	0	0	0	0	0	0	0			
BEAR	0	0	0	0	0	0	0	0	0	0			
SLED/BIKE	82	11	97	83	4	55	1	0	1	334			
OTHER	0	0	0	0	0	0	0	0	0	0			
NON COLLISION	0	0	0	0	0	0	0	0	0	0			
UNKNOWN	0	0	0	0	0	0	0	0	0	0			
TOTAL	83	11	98	83	4	56	1	0	1	337			
FIXED OBJECT STRUCK		TRAFFIC CONTROL DEVICES							ROAD CHARACTER				
CONSTRUCTION BARRICADES	0	TRAFFIC SIG STOP/GO							LEVEL STRAIGHT				
TRAFFIC SIGNAL	0	TRAFFIC SIG FLASHING							LEVEL CURVED				
R/R CROSSING	0	OVERHEAD FLASHERS							ON GRADE STRAIGHT				
LIGHT POLE	0	ALL WAY STOP							ON GRADE CURVED				
UTILITY POLE	0	STOP SIGN/OTHER							TOP OF HILL STRAIGHT				
SIGN POST	0	YIELD SIGN							TOP OF HILL CURVED				
MAIL BOXES	0	CURVE SIGN							BOTTOM OF HILL STRAIGHT				
OTHER POLES/POSTS	0	OFFICER /SCHOOL PAT							BOTTOM OF HILL CURVED				
FIRE PLUG/PARK METER	1	SCHOOL BUS STOP ARM							UNKNOWN				
TREE/SHRUBBERY	0	SCHOOL ZONE SIGN							TOTAL				
CRASH CUSHION	0	R/R CROSSING DEVICE											
MEDIAN SAFETY BARRIER	0	NO PASSING ZONE											
BRIDGE PIERS	0	NONE											
OTHER GUARDRAILS	0	OTHER											
FENCING NOT BARRIER	0	UNKNOWN											
CULVERT HEADWALL	0												
EMBANKMENT/DITCH	0	TOTAL											
BUILDING, WALL	0												
ROCK OUTCROPPING/LEDGE	0												
OTHER	0												
UNKNOWN	0												
TOTAL	1												

TINACSM2

MAINE DEPARTMENT OF TRANSPORTATION
TRAFFIC ENGINEERING, ACCIDENT RECORDS SECTION
ACCIDENT SUMMARY II
1996
ACCIDENTS INVOLVING BICYCLES

APPARENT CONTRIBUTING FACTOR	DR 1	DR 2	DR 3	DR 4	DR 5	OTHER	TOTAL	APPARENT PHYSICAL CONDITION	DR 1	DR 2	DR 3	DR 4	DR 5	OTHER	TOTAL
HUMAN FACTORS															
NO IMPROPER DRIVING	221	70	5	0	0	0	296	NORMAL	319	317	7	2	0	0	645
FAIL TO YIELD R-WAY	14	59	0	0	0	0	73	UNDER THE INFLUENCE	2	2	0	0	0	0	4
ILLEGAL UNSAFE SPEED	1	11	0	0	0	0	12	DRINKING	5	8	0	0	0	0	13
FOLLOW TOO CLOSE	1	1	0	0	0	0	2	USING DRUGS	0	0	0	0	0	0	0
DISREGARD TRAFFIC CONTROL	0	23	0	0	0	0	23	ASLEEP	0	0	0	0	0	0	0
DRIVING LEFT OF CENTER	2	7	0	0	0	0	9	FATIGUED	0	0	0	0	0	0	0
IMPROPER PASSING	1	3	1	1	0	0	6	ILL	0	0	0	0	0	0	0
IMPROPER LANE CHANGE	1	6	0	0	0	0	7	HANDICAPPED	1	2	0	0	0	0	3
IMPROPER START/STOP	0	1	0	0	0	0	1	OTHER/UNKNOWN	10	8	0	0	0	0	18
IMPROPER TURN	6	11	0	0	0	0	17								
UNSAFE BACKING	1	0	0	0	0	0	1	TOTAL	337	337	7	2	0	0	683
NO PROPER SIGNAL	0	1	0	0	0	0	1	TYPE OF UNIT							
IMPEDING TRAFFIC	1	2	0	0	0	0	3								
DRIVER INATTENTION	55	60	0	0	0	0	115	DRIVER		BIKE	SNOW SLED	PED	ATV	TOTAL	
DRIVER INEXPERIENCE	0	9	0	0	0	0	9	AGE							
PEDESTRIAN VIOLATION	0	16	1	0	0	0	17	9-UNDER	0	45	0	0	0	0	45
PHYSICAL IMPAIRMENT	0	1	0	0	0	0	1	10-14	0	120	0	1	0	0	121
VISION OBSCURED GLASS	1	0	0	0	0	0	1	15-19	29	61	0	0	0	0	90
VISION OBSCURED LIGHT	4	1	0	0	0	0	5	20-24	35	43	0	0	0	0	78
VISION OBSCURED OTHER	11	5	0	0	0	0	16	25-29	33	17	0	0	0	0	50
OTHER HUMAN FACTOR	3	36	0	0	0	0	39	30-39	55	22	0	0	0	0	77
HIT & RUN	7	1	0	0	0	0	8	40-49	70	17	0	0	0	0	87
VEHICULAR FACTORS								50-59	37	5	0	0	0	0	42
DEFECTIVE BRAKES	2	6	0	0	0	0	8	60-69	30	6	0	0	0	0	36
DEFECTIVE TIRE	0	0	0	0	0	0	0	70-79	20	3	0	0	0	0	23
DEFECTIVE LIGHTS	0	2	0	0	0	0	2	80-OVER	13	0	0	0	0	0	13
DEFECTIVE SUSPENSION	0	0	0	0	0	0	0	UNKNOWN	17	4	0	0	0	0	21
DEFECTIVE STEERING	0	0	0	0	0	0	0								
OTHER VEHICLE DEFECT	0	1	0	0	0	0	1								
UNKNOWN	5	4	0	1	0	0	10								
TOTAL	337	337	7	2	0	0	683	TOTAL	339	343	0	1	0	0	683



TINACSM2

MAINE DEPARTMENT OF TRANSPORTATION
TRAFFIC ENGINEERING, ACCIDENT RECORDS SECTION
ACCIDENT SUMMARY II

1996

ACCIDENTS INVOLVING BICYCLES

[illegible]

TINACSM2

MAINE DEPARTMENT OF TRANSPORTATION
TRAFFIC ENGINEERING, ACCIDENT RECORDS SECTION
ACCIDENT SUMMARY II
1996
ACCIDENTS INVOLVING BICYCLES



















WEATHER	LIGHT CONDITION	ROAD SURFACE										TOTAL
		DRY	WET	SNOW SAND	ICE SAND	MUD	DEBRIS	OIL	SNOW	ICE	OTHER	
CROSS WINDS (0)	DAWN	0	0	0	0	0	0	0	0	0	0	0
	DAYLIGHT	0	0	0	0	0	0	0	0	0	0	0
	DUSK	0	0	0	0	0	0	0	0	0	0	0
	DARK-LIGHTS	0	0	0	0	0	0	0	0	0	0	0
	DARK NO LIGHTS	0	0	0	0	0	0	0	0	0	0	0
	DARK LIGHTS OFF	0	0	0	0	0	0	0	0	0	0	0
	OTHER	0	0	0	0	0	0	0	0	0	0	0
	UNKNOWN	0	0	0	0	0	0	0	0	0	0	0
SAND/DUST (1)	DAWN	0	0	0	0	0	0	0	0	0	0	0
	DAYLIGHT	0	0	0	0	0	0	0	0	0	0	0
	DUSK	0	0	0	0	0	0	0	0	0	0	0
	DARK-LIGHTS	1	0	0	0	0	0	0	0	0	0	1
	DARK NO LIGHTS	0	0	0	0	0	0	0	0	0	0	0
	DARK LIGHTS OFF	0	0	0	0	0	0	0	0	0	0	0
	OTHER	0	0	0	0	0	0	0	0	0	0	0
	UNKNOWN	0	0	0	0	0	0	0	0	0	0	0
CLOUDY (60)	DAWN	2	0	0	0	0	0	0	0	0	0	2
	DAYLIGHT	44	6	0	0	0	0	0	0	0	0	50
	DUSK	1	0	0	0	0	0	0	0	0	0	1
	DARK-LIGHTS	5	1	0	0	0	0	0	0	1	0	7
	DARK NO LIGHTS	0	0	0	0	0	0	0	0	0	0	0
	DARK LIGHTS OFF	0	0	0	0	0	0	0	0	0	0	0
	OTHER	0	0	0	0	0	0	0	0	0	0	0
	UNKNOWN	0	0	0	0	0	0	0	0	0	0	0
OTHER (0)	DAWN	0	0	0	0	0	0	0	0	0	0	0
	DAYLIGHT	0	0	0	0	0	0	0	0	0	0	0
	DUSK	0	0	0	0	0	0	0	0	0	0	0
	DARK-LIGHTS	0	0	0	0	0	0	0	0	0	0	0
	DARK NO LIGHTS	0	0	0	0	0	0	0	0	0	0	0
	DARK LIGHTS OFF	0	0	0	0	0	0	0	0	0	0	0
	OTHER	0	0	0	0	0	0	0	0	0	0	0
	UNKNOWN	0	0	0	0	0	0	0	0	0	0	0
ROAD SURFACE TOTALS		304	31	0	0	0	1	0	0	1	0	337

LIGHT CONDITION

DAWN	5	DARK NO LIGHTS	3
DAYLIGHT	277	DARK LIGHTS OFF	0
DUSK	11	OTHER	0
DARK-LIGHTS	41	UNKNOWN	0
TOTAL		337	



APPENDIX

VEHICLE CODE	AXLE CONFIGURATION	DESCRIPTION
10		TRUCK TRACTOR ONLY (BOB TAIL)
20		2 AXLE SINGLE UNIT WITH DUAL TIRES
21		2 AXLE TRACTOR WITH SINGLE AXLE SEMI
22		2 AXLE TRACTOR WITH TANDEM AXLE SEMI
25		2 AXLE TRACTOR WITH SINGLE AXLE SEMI AND 2 AXLE TRAILER
30		3 AXLE SINGLE UNIT
31		3 AXLE TRACTOR WITH SINGLE AXLE SEMI
32		3 AXLE TRACTOR WITH TANDEM AXLE SEMI
33		3 AXLE TRACTOR WITH TRIDEM AXLE SEMI
35		3 AXLE TRACTOR WITH SINGLE AXLE SEMI AND 2 AXLE TRAILER
36		3 AXLE TRACTOR WITH TANDEM AXLE SEMI AND 2 AXLE TRAILER
37		5 AXLE SEMI; SPLIT TRAILER TANDEM
38		6 AXLE SEMI; SPLIT TRAILER TANDEM WITH CENTER AXLE
39		6 AXLE; STANDARD TRAILER TANDEM WITH CENTER AXLE
40		4 AXLE SINGLE UNIT
42		4 AXLE TRACTOR WITH TANDEM AXLE SEMI
50	ANY OTHER AXLE CONFIGURATION	ANY TRUCK NOT DESCRIBED ABOVE
81		2 AXLE BUS
82		3 AXLE BUS

