

ACUTE CARE BED NEED IN MAINE 1990 AND 1995

John R. McKernan Jr.
Governor



Rollin Ives
Commissioner

RA
981
M2
G744
1988

UNIVERSITY OF
PORTLAND
CAMPUS
LIBRARY
SOUTHERN MAINE

ACUTE CARE BED NEED IN MAINE

RA
981
m2
G744
1988

General Use Acute Care Facilities in Maine;
Utilization, Occupancy Rates, and Bed Need
Projected to
1990 and 1995

by

Stephen Greenberg
Planning and Research Associate
Office of Data, Research, and Vital Statistics

Prepared at the request of the
Division of Planning, Bureau of Health
Maine Department of Human Services



John R. McKernan, Jr.
Governor

Rollin Ives,
Commissioner

Produced under Appropriations 1310.4, 1305.1065 and 3310.2950

November, 1988

Rollin Ives 2/14/89

FOREWORD

This report contains projections of the need for acute care beds in Maine in the years 1990 and 1995, based on the bed need standards published in the 1985 State Health Plan for Maine. The 1985 standards are used to project the overall need for acute care beds on a statewide basis as well as the need for specific services at individual hospitals.

The analysis presented here will be used by the Department of Human Services' Bureau of Health in the preparation of a new State Health Plan and in the consideration of certificate of need reviews of hospital proposals for changes in hospital bed complements. The material contained in this report should also be of use to hospital administrators, third party payors, and other agencies and organizations involved in the provision of acute care services.

The project was undertaken at the request of Michael Reid, Ph.D., then Director of the Division of Planning within the Bureau of Health; Dr. Reid provided continuing guidance in the development of the analytic approach and of this report. Margaret Mueller-Shore, Comprehensive Health Planner, collaborated with Dr. Reid on the overview and discussion sections and conducted the final editing and review.

Data compilation, analysis, user guidance, table presentation and report preparation were carried out by Stephen Greenberg, Planning and Research Associate in the Office of Data, Research, and Vital Statistics, under the general direction of Office Director, Ellen Naor, and Donald Lemieux, Director of the Office's Statistical Services Unit. The report was typed and prepared for publication by Sue Whitley.

TABLE OF CONTENTS

	<u>Page No.</u>
Overview and Discussion of Findings.....	1
Using the Data: An Example.....	14
List of Detailed Tables.....	20
 Text Figures	
Figure A. Expected Patient Days and Hospital Beds Applying 1985 State Health Plan Use Rate Standards to Maine Population, 1980-1995.....	4
Figure B. 1986 Bed Complement and Projected 1990 Need, by Service by Hospital and by County.....	8
Figure C. 1986 Bed Complement and Projected 1995 Need, by Service by Hospital and by County.....	10
Figure D. Summary of Procedure to Determine Hospital Bed Supply by Applying 1985 State Health Plan Use Rate Standard.....	15
Figure E. Expected Patient Days and Hospital Beds Applying 1985 State Health Plan Use Rate Standards to Maine Population, 1980-1995 (Same as Figure A).....	16
Figure F. Maine's Certificate of Need Medical/Surgical Occupancy Rate Standard and Occupancy Guideline for Internal Planning and Appropriateness Review and Bed Range by Average Daily Census, Maine 1981.....	17
 Appendices	
I. Standards Relating to Utilization, Occupancy Rates, and Bed Supply for General Hospitals.....	91
1. State-wide Number of Patient Days	
2. State-wide Occupancy Rate	
3. State-wide Number of Beds	
4. Patient Days by Community Area	
5. Allocation of Patient Days to Specific Hospitals	
6. Obstetrical Patient Days for a Hospital	
7. Appropriate Bed Complement for a Hospital	
8. Institutional Medical/Surgical Bed Occupancy Rates	
9. Psychiatric and Alcohol Rehabilitation Occupancy Rates	
10. Number of ICU/CCU Beds per Hospital	
11. Obstetrics Bed Occupancy Rates	
II. Minor Civil Divisions within Maine's 66 Community Areas....	95
III. Technical Notes on Sources and Limitations of Data.....	99

OVERVIEW AND DISCUSSION OF FINDINGS

By Margaret Mueller-Shore, MPH, and Michael Reid, Ph.D.

I. Introduction

In 1987, the Division of Planning was directed to prepare a revised State Health Plan. As part of that assignment, the Division requested the Office of Data, Research, and Vital Statistics to use the bed need standards in the 1985 State Health Plan for Maine¹ to project the need for acute care beds in 1990 and 1995. The only other time that bed need standards had been applied comprehensively was in 1981.

The 1985 standards are used here to project the overall need for acute care beds on a statewide basis and the need for medical/surgical (including medical rehabilitation and pediatric medical/surgical) beds, obstetrical beds, intensive care/cardiac care beds, psychiatric beds, and alcohol rehabilitation beds on a hospital-specific basis.

In addition to its use in a new State Health Plan, a new analysis using the 1985 standards will be helpful to hospital administrators, third party payors and others interested in the hospital field. The Maine Certificate of Need statute requires the Department of Human Services to consider the State Health Plan in reviewing proposals submitted by health care facilities; an updated analysis of bed need will be valuable for certificate of need reviews of hospital proposals for changes in bed complements.

A. Background: The medical/surgical bed need standards in the 1985 State Health Plan were the product of a task force assembled in 1980 by the Maine State Health Coordinating Council to review and revise the standards in the 1980 State Health Plan. The 1980 State Health Plan standards were heavily based on studies conducted by the Maine Health Systems Agency. The Council Task Force was composed of representatives of key health care organizations, including the Council, the Maine Osteopathic Association, the Maine State Nurses Association, the Maine Hospital Association, the Maine Medical Association, the Maine Health Information Center, the Maine Health Systems Agency, Blue Cross and Blue Shield of Maine, and Unionmutual. The Division of Planning of the Department of Human Services provided staff support to the Task Force.

The medical/surgical task force recommendations were incorporated into the 1981 State Health Plan for Maine. The Maine State Health Coordinating Council also adopted standards for intensive care/cardiac care beds, obstetrical beds, psychiatric beds and alcohol rehabilitation beds after committee studies and reviewing comments and suggestions from knowledgeable people.

In each of the acute care bed service areas, the Council and its technical advisers sought a balance between having a sufficient number of beds to assure that patients in need of care will have beds available to them and having no more beds than necessary to achieve efficient levels of utilization.

¹1985 State Health Plan for Maine, Volume III, Maine Standards for Acute Care Facilities and Services, Maine State Health Coordinating Council, Augusta, Maine, 1985.

B. Population-based Approach: The standards generally are population-based. This means, first, that the basic units of analysis are the actual and projected levels of use of acute care facilities by the residents of specified geographic areas. This method was chosen because it reflects the behavior and preferences of the people. The major alternative method is to do facility-based planning, focusing on the institutions' behavior instead of the population. Population-based facilities planning allows all use of a hospital to be reflected, regardless of the places of residence of the patients. Facilities-based planning usually is characterized by the creation of hospital service areas and the apportionment of each area's population and use among hospitals in the area. In this approach, use of a hospital by populations of areas outside the hospital service area usually is not considered in planning for the hospital.

A second aspect of the population-based approach in the standards is that it recognizes and incorporates different rates of hospital use by different age groups. Thus it is sensitive to changes in the age structure of the populations in the geographic areas under study. Further, the methods in the standards use population projections for each age group and their use rates in the geographic areas to produce estimates of hospital use in the future.

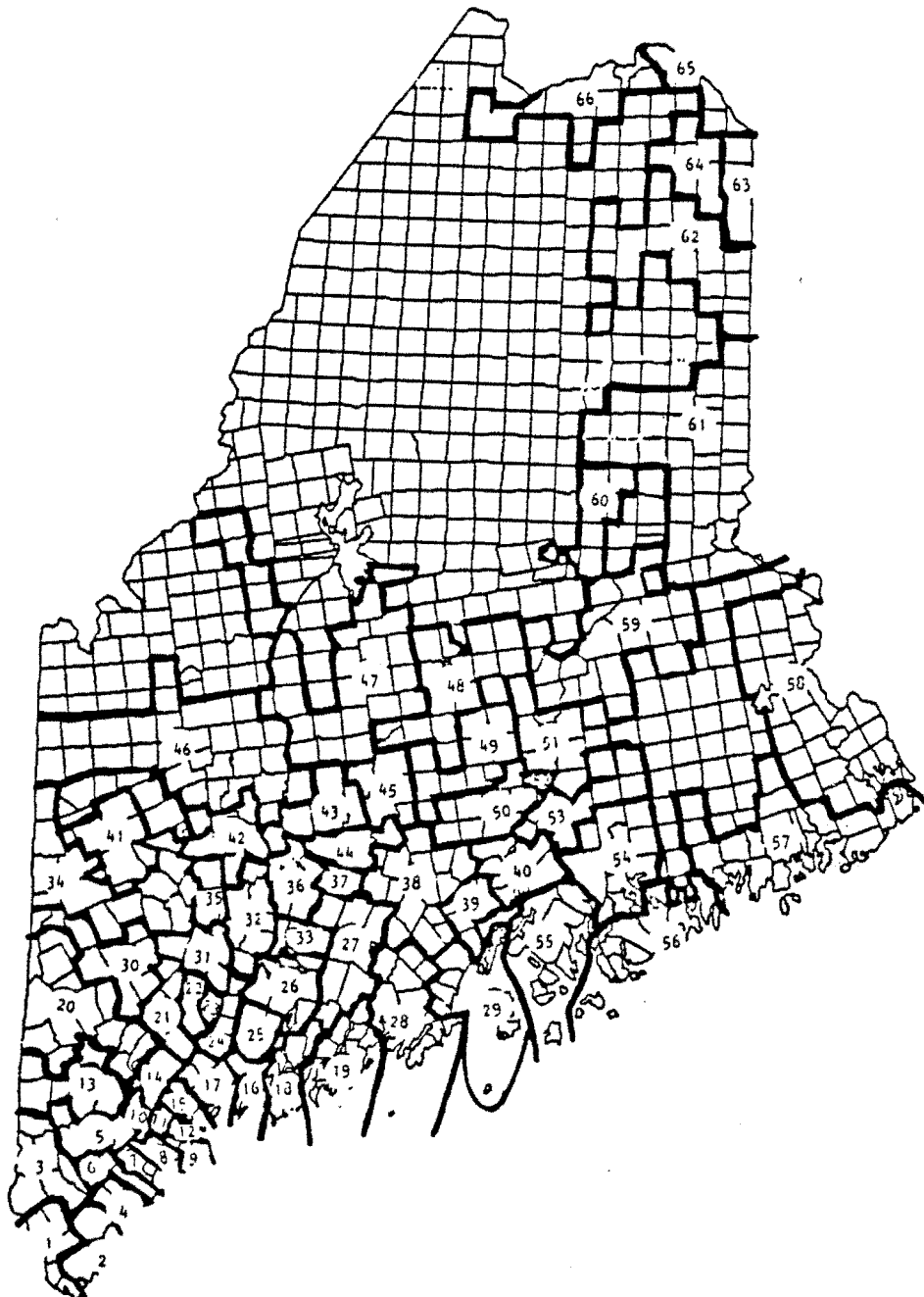
In the 1981 Task Force analysis, Maine was divided into 66 geographic areas for applying the State Health Plan standards. Those areas, shown in the accompanying map, were based on utilization patterns, population size, contiguity, and other factors.

C. Factors Outside the Standards: There are several aspects of hospital use that are not directly reflected in the State Health Plan standards and which might merit consideration in planning for acute care beds in the future. Some of these are developments in the field which have affected use, such as the prospective payment systems created by the federal government for the Medicare program and by the Maine Legislature (administered by the Maine Health Care Finance Commission), which were designed to limit cost increases in hospital care. Insurers and other payment sources have encouraged the provision of services on ambulatory and day treatment bases instead of through overnight hospital stays. These and other factors, such as improved health status, have led to reductions in hospital admissions, patient days, and lengths of stay since 1981. The standards do not distinguish among the patient days according to the severity of the conditions experienced by the patients. However, these developments or considerations should have no major implications for the application of the State Health Plan bed need standards, except to lead to slight overstatement of the need for beds.

The standards were not designed to reflect other kinds of changes. Because they are to a substantial degree dependent on historical use of acute care by population groups, their application will not anticipate significant changes in the level of utilization. For example, the institution of a new acute care service could lead to increased inpatient utilization, a change in technology could lead to greater substitution of outpatient for inpatient care, increased incidence of a disease, such as AIDS, could produce greater utilization of hospital beds, and unexpected improvements in health status could lead to reduced demand for acute care services.

MAINE COMMUNITY HEALTH PLANNING AREAS

APRIL, 1985



Note: The 66 Maine Community Health Planning Areas were developed by the Office of Health Planning and Development, 1981.

Source: Smiley, Deborah A. Directory of Health Facilities by County, 1985.
Augusta: Maine Department of Human Services, (1985).

Data appearing in this Figure were extracted from Table D.19.

Prepared by: Division of Data and Research, Office of Health Planning and Development,
Bureau of Medical Services, Maine Department of Human Services. May, 1985.

Figure A

Expected Patient Days and Hospital Beds Applying 1985 State Health Plan Use Rate Standards to Maine Population, 1980-1995

Age Group	Maximum "Appropriate" Number of Days of Acute Care per 1,000 Population	- 1980 -		- 1985 -		- 1990 -		- 1995 -	
		Population Count	Patient Days	Population Estimate	Patient Days	Population Projection	Patient Days	Population Projection	Patient Days
0-14	250	256,970	64,243	252,770	63,193	260,250	65,063	258,660	64,665
15-44	750	507,374	380,531	532,870	399,653	543,570	407,678	530,000	397,500
45-64	1,350	219,398	296,187	220,300	297,405	231,500	312,525	263,550	355,793
65+	3,500	140,918	493,213	157,850	552,475	169,950	594,825	178,900	626,150
Total		1,124,660	1,234,173	1,163,790	1,312,725	1,205,270	1,380,090	1,231,110	1,444,108
Reported Number of Acute Care Inpatient Days									
	General Use Facilities		1,209,140		1,062,755				
	Federal and State Facilities		266,809		180,188				
	Total Acute Care Facilities		1,475,949		1,242,943				
Age-Adjusted Maximum "Appropriate" Number of Patient Days per 1,000 Population									
			1,097.4		1,128.0		1,145.0		1,173.0
Age-Adjusted Maximum "Appropriate" Average Daily Census (ADC) per 1,000 Population									
			3.0		3.1		3.1		3.2
Age-Adjusted Maximum "Appropriate" Number of Acute Care Hospital Beds per 1,000 Population Given 80% Occupancy									
			3.8		3.9		3.9		4.0
Age-Adjusted Maximum "Appropriate" Number of Acute Care Hospital Beds Given 80% Occupancy									
			4,227		4,496		4,726		4,946
Percent Increase from Earlier Period									
					6.4%		5.1%		4.6%
Reported Number of Staffed Acute Care Beds									
	General Use Facilities		4,528		4,554				
	Federal and State Facilities		970		888				
	Total Acute Care Facilities		5,498		5,442				

Sources of Population Data: 1980 U.S. Census; 1985 Estimates, 1990 and 1995 Projections by ODRVS, published June, 1987.

Source of Standards: 1985 State Health Plan for Maine, Volume III: Maine Standards for Acute Care Facilities and Services (pp.4-8), Office of Health Planning and Development.

Source of Reported Numbers of Inpatient Days and Staffed Beds: Maine Health Facilities, Resources and Utilization, Annual Report, 1980 published 7/82 and 1985 published 6/87, ODRVS.

Table Prepared by Office of Data, Research, and Vital Statistics; Maine Department of Human Services. December, 1987.

filename: STANDARD(61) on disk 03-031

NOTE: Figure A is repeated as Figure E for easy reference.

In addition, the reliance of these standards on historical use rates and patterns may produce bed need projections which slightly over- or underestimate need for beds for specific hospitals. Thus, application of the standards for a facility whose overall use is declining will overestimate the number of beds appropriate for the facility. Conversely, a hospital which is experiencing increased use will have its number of needed beds underestimated. Given the trends of the past few years, the results of applying the 1985 Plan standards will be to overestimate the need for beds in most hospitals and underestimate the need in a few.

II. Summary of Findings

The standards in the 1985 State Health Plan for Maine address two levels of acute care bed need: statewide and hospital-specific. Because of different assumptions and methods, the application of the two levels of standards produces markedly different estimates of numbers of beds needed. This section will summarize the results of applying the standards at these two levels.

A. Statewide Bed Need: The standards for determining the needed number of beds on a statewide level are based on:

- 1) A maximum number of appropriate patient days for each of four age groups;
- 2) A single overall minimum occupancy rate (80%) for all acute care facilities;
- 3) Treating all patient days as identical acute care patient days, regardless of the service received; and
- 4) Treating all hospital beds as identical acute care beds.

The results of applying the statewide bed need standards for several years are shown below. The information is derived from Figure A: the four age groups, population estimates and projections for them, and the appropriate number of patient days per 1,000 people in each age group. It also shows the expected number of patient days, given these factors, for 1980, 1985, 1990, and 1995. In 1980, the actual number of acute care patient days in general use acute care facilities was 1,209,140, and in 1985, the actual number was 1,062,755. In developing and applying the acute care bed need standards, the 1980-1981 Task Force agreed to disregard acute care beds in federal and state facilities and patient days in those facilities. The application of the statewide bed need standards to this patient day information, assuming an 80% overall occupancy rate, produces the appropriate numbers of acute care beds shown in the following table (also based on Figure A).

	<u>1980</u>	<u>1985</u>	<u>1990</u>	<u>1995</u>
Age-Adjusted Maximum "Appropriate" Number of Acute Care Hospital Beds Given 80% Occupancy	4,227	4,496	4,726	4,946

The actual number of staffed general use acute care beds in 1980 was 4,528 and in 1985 was 4,554 (beds in federal and state facilities are excluded).

B. Hospital-specific Bed Need: The standards for determining the number of beds needed on a hospital-specific level are based on:

- 1) A maximum number of appropriate patient days for each of four age groups in each of the 66 planning areas in the state or the actual number of patient days in the most recent years for which data are available in each of the 66 planning areas in the state, whichever is lower;
- 2) Allocating appropriate or historical patient days used by residents of each of the 66 planning areas proportionately among the hospitals according to historical market shares.
- 3) Minimum acceptable occupancy rates for medical/surgical beds which vary directly with the average daily medical/surgical census of the facility;
- 4) Using a range for identifying an acceptable average daily medical/surgical census for a facility (and a corresponding acceptable range of bed complements) for internal planning purposes and a threshold average daily medical/surgical census (and corresponding bed complement) before a facility may apply for additional medical/surgical beds under the Certificate of Need Program;
- 5) Treating patient days in a facility for specific services separately so that bed need for those services can be determined;
- 6) Providing methods for determining the needed number of beds for several specific services (medical/surgical, obstetrical, intensive care, psychiatric care, and alcohol rehabilitation);

Figure B on page 8, which is largely based on Appendix Tables 22 and 23, shows by county the current bed complement for each general use facility in the State and the projected need for beds for 1990. Figure C, on page 10, shows similar information for 1995.

C. Discussion: The overall 1990 and 1995 projections of acute care bed needs produced by the statewide bed need standards and by the hospital-specific standards. The total number of staffed general use beds in 1986 was 4,498.

	<u>1990</u>	<u>1995</u>
Statewide Acute Care Beds Needed	4,726	4,946
Total Hospital-specific Acute Care Beds Needed	3,550	3,609

Clearly there are significant differences between the numbers of beds projected to be needed on a statewide basis by the two levels of analysis. The major reason for this is the large decline in rates of use for each of the four age groups. In 1986, for example, the State Health Plan statewide standards suggested that the maximum appropriate number of patient days would have been 1,328,605. The actual number of patient days, however, was 1,028,034 (see Table 2 on page 26). The State Health Plan statewide projection of maximum appropriate patient days is thus 29.2% higher than Maine experienced in 1986. Because the hospital-specific standards for determining need are based on Maine's most recent year's actual patient days, they will produce much lower estimates of need than the statewide standards which are based on the concept of maximum appropriate use as long as historical use rates are below the maximum appropriate use rates. The statewide standards were intended to set an upper bound to the number of the acute care beds in Maine, and so it is not surprising that there are significant differences between the overall results of applying the two levels of standards. The only way to achieve the statewide occupancy rate minimum of 80% would be to increase substantially the patient day use rates of Maine's population. This is not likely to occur in the foreseeable future. If use rates continue at their current levels, Maine's statewide acute care occupancy rate will continue to be at its current level of about 60%, and thus be inconsistent with the statewide minimum goal of 80%.

The table below (based on Tables 6 and 7, pages 43 and 50) shows the acute care projections for 1990 and 1995, based on aggregating the hospital-specific use and need projections. The overall statewide occupancy rate for acute care beds which results from aggregating hospital-specific information is 78.8% in 1990 and 79.1% in 1995.

	<u>1990</u>	<u>1995</u>
Total of Expected Hospital-Specific Patient Days	1,021,501	1,042,481
Average Daily Census	2,798.6	2,856.1
Total Hospital-Specific Acute Care Beds Needed	3,550	3,609
Resulting Statewide Occupancy Rate	78.8%	79.1%

Finally, one aspect of the hospital-specific standards should be noted: their discussion in the State Health Plan recognizes that reduced patient day use rates may at some point become lower than is consistent with reasonable access or acceptable quality of care. This possibility should be considered in examining the results of applying the hospital-specific bed need standards.

Figure B

1986 Bed Complement and Projected 1990 Need, by Service by Hospital and by County

	Obstetrical		Psychiatric		ICU/CCU		Alcohol Rehab		Med/Surg		Total Beds	
	1986	1990	1986	1990	1986	1990	1986	1990	1986	1990	1986	1990
Total - All Hospitals	341	262	198	168	298	309	174	144	3,487	2,667	4,498	3,550
Androscoggin County												
Central Maine Med Ctr	20	13	0	0	17	18	0	0	213	146	250	177
St Mary's General Hospital	8	9	21	21	16	14	40	26	148	100	233	170
County Totals	28	22	21	21	33	32	40	26	361	246	483	347
Aroostook County												
Cary Medical Center	9	5	0	0	6	0	0	0	50	51	65	56
Houlton Regional Hosp	8	5	0	0	7	4	0	0	50	35	65	44
Northern Maine Medical Center	8	3	0	0	4	4	0	0	58	33	70	40
The Aroostook Medical Center	21	7	16	8	8	7	0	0	82	56	127	78
Van Buren Community Hospital	0	0	0	0	0	0	0	0	29	5	29	5
County Totals	46	20	16	8	25	15	0	0	269	180	356	223
Cumberland County												
Jackson Brook Institute	0	0	51	38	0	0	30	26	0	0	81	64
Maine Medical Center	42	38	26	30	42	57	0	0	481	446	591	571
Mercy Hospital	14	10	0	0	13	13	31	30	142	135	200	188
Northern Cumberland Mem Hosp	2	3	0	0	4	6	0	0	34	33	40	42
Osteopathic Hospital of Maine	10	7	0	0	13	11	0	0	112	113	135	131
Parkview Memorial Hospital	9	12	0	0	6	7	0	0	40	31	55	50
Regional Memorial Hospital	0	0	11	8	5	6	0	0	74	46	90	60
Westbrook Community Hosp	0	0	0	0	0	0	0	0	30	14	30	14
County Totals	77	70	88	76	83	100	61	56	913	818	1,222	1,120
Franklin County												
Franklin Memorial Hosp	8	7	0	0	6	5	0	0	56	49	70	61
Hancock County												
Blue Hill Memorial	2	5	0	0	2	3	0	0	22	20	26	28
Castine Community Hosp	0	0	0	0	0	0	0	0	12	5	12	5
Maine Coast Memorial Hosp	9	4	0	0	6	8	0	0	49	36	64	48
Mount Desert Island Hosp	3	3	0	0	3	3	0	0	43	34	49	40
County Totals	14	12	0	0	11	14	0	0	126	95	151	121
Kennebec County												
Kennebec Valley Medical Center	17	12	11	10	13	12	0	0	160	108	201	142
Mid-Maine Medical Center	18	18	24	23	20	17	26	25	192	129	280	212
Waterville Osteopathic Hosp	5	4	0	0	4	4	0	0	69	53	78	61
County Totals	40	34	35	33	37	33	26	25	421	290	559	415
Knox County												
Penobscot Bay Medical Center	11	9	6	5	6	6	0	0	83	81	106	101
Lincoln County												
Miles Memorial Hospital	4	3	0	0	4	4	0	0	19	24	27	31
St Andrew's Hospital	4	1	0	0	0	0	0	0	28	13	32	14
County Totals	8	4	0	0	4	4	0	0	47	37	59	45

Footnotes follow the end of this table.

Figure B (Continued)

1986 Bed Complement and Projected 1990 Need, by Service by Hospital and by County (Continued)

	Obstetrical		Psychiatric		ICU/CCU		Alcohol Rehab		Med/Surg		Total Beds	
	1986	1990	1986	1990	1986	1990	1986	1990	1986	1990	1986	1990
Oxford County												
Rumford Community Hospital	8	3	0	0	6	5	0	0	83	39	97	47
Stephens Memorial Hospital	4	6	0	0	4	4	0	0	42	43	50	53
County Totals	12	9	0	0	10	9	0	0	125	82	147	100
Penobscot County												
Eastern Maine Med Ctr	30	26	20	16	20	31	37	37	287	241	394	351
James A. Taylor Hospital	3	1	0	0	3	2	0	0	43	16	49	19
Millinocket Regional Hospital	4	4	0	0	4	2	0	0	42	27	50	33
Penobscot Valley Hospital	4	3	0	0	5	3	0	0	35	19	44	25
St Joseph Hospital	0	0	0	0	7	8	0	0	123	67	130	75
County Totals	41	34	20	16	39	46	37	37	530	370	667	503
Piscataquis County												
Mayo Regional Hosp	0	6	0	0	4	4	0	0	48	39	52	49
Sagadahoc County												
Bath Memorial	8	5	0	0	4	3	10	0	37	26	59	34
Somerset County												
Redington-Fairview General Hosp	10	3	0	0	4	5	0	0	78	48	92	56
Sebasticook Valley Hospital	0	0	0	0	2	2	0	0	18	15	20	17
County Totals	10	3	0	0	6	7	0	0	96	63	112	73
Waldo County												
Waldo County General Hosp	3	4	0	0	4	4	0	0	42	29	49	37
Washington County												
Calais Regional	7	3	0	0	4	4	0	0	66	24	77	31
Down East Community Hospital	6	4	0	0	0	0	0	0	32	35	38	39
County Totals	13	7	0	0	4	4	0	0	98	59	115	70
York County												
Henrietta D Goodall Hosp	10	7	0	0	7	7	0	0	56	48	73	62
Southern Maine Medical Center	12	9	12	9	10	10	0	0	116	104	150	132
York Hospital	0	0	0	0	5	6	0	0	63	51	68	57
County Totals	22	16	12	9	22	23	0	0	235	203	291	251

NOTES: The 1986 Bed Complement shown here is a preliminary count of staffed beds. Occupancy rates given in the 1985 SHP Standards have been extrapolated downward to allow calculation of beds for three small hospitals. Mid-Maine Medical Center includes Charles A. Dean Hospital, and The Aroostook Medical Center includes Community General Hospital and A. R. Gould Memorial Hospital. Castine Community Hospital stopped offering acute care services in May, 1988. No mechanism is provided in the Standards for reassigning patient days, beds, etc. from a closed facility. Medical Surgical includes Pediatric Care and Medical Rehabilitation.

July, 1988.

Table Prepared by the Office of Data, Research, and Vital Statistics; Maine Department of Human Services.

filename: PT_DAYS7(AY) on disk 03-065

Figure C

1986 Bed Complement and Projected 1995 Need, by Service by Hospital and by County

	Obstetrical		Psychiatric		ICU/CCU		Alcohol Rehab		Med/Surg		Total Beds	
	1986	1995	1986	1995	1986	1995	1986	1995	1986	1995	1986	1995
Total - All Hospitals	341	242	198	173	298	317	174	147	3,487	2,730	4,498	3,609
Androscoggin County												
Central Maine Med Ctr	20	12	0	0	17	18	0	0	213	148	250	178
St Mary's General Hospital	8	8	21	21	16	14	40	26	148	101	233	170
County Totals	28	20	21	21	33	32	40	26	361	249	483	348
Aroostook County												
Cary Medical Center	9	5	0	0	6	0	0	0	50	49	65	54
Houlton Regional Hosp	8	4	0	0	7	4	0	0	50	35	65	43
Northern Maine Medical Center	8	3	0	0	4	4	0	0	58	30	70	37
The Aroostook Medical Center	21	6	16	7	8	7	0	0	82	55	127	75
Van Buren Community Hospital	0	0	0	0	0	0	0	0	29	5	29	5
County Totals	46	18	16	7	25	15	0	0	269	174	356	214
Cumberland County												
Jackson Brook Institute	0	0	51	40	0	0	30	27	0	0	81	67
Maine Medical Center	42	36	26	31	42	59	0	0	481	463	591	589
Mercy Hospital	14	10	0	0	13	14	31	31	142	140	200	195
Northern Cumberland Mem Hosp	2	2	0	0	4	6	0	0	34	35	40	43
Osteopathic Hospital of Maine	10	7	0	0	13	12	0	0	112	118	135	137
Parkview Memorial Hospital	9	11	0	0	6	7	0	0	40	32	55	50
Regional Memorial Hospital	0	0	11	9	5	6	0	0	74	47	90	62
Westbrook Community Hosp	0	0	0	0	0	0	0	0	30	14	30	14
County Totals	77	66	88	80	83	104	61	58	913	849	1,222	1,157
Franklin County												
Franklin Memorial Hosp	8	6	0	0	6	5	0	0	56	51	70	62
Hancock County												
Blue Hill Memorial	2	5	0	0	2	3	0	0	22	21	26	29
Castine Community Hosp	0	0	0	0	0	0	0	0	12	5	12	5
Maine Coast Memorial Hosp	9	4	0	0	6	8	0	0	49	37	64	49
Mount Desert Island Hosp	3	2	0	0	3	3	0	0	43	35	49	40
County Totals	14	11	0	0	11	14	0	0	126	98	151	123
Kennebec County												
Kennebec Valley Medical Center	17	11	11	10	13	12	0	0	160	110	201	143
Mid-Maine Medical Center	18	16	24	24	20	17	26	25	192	131	280	213
Waterville Osteopathic Hosp	5	3	0	0	4	4	0	0	69	53	78	60
County Totals	40	30	35	34	37	33	26	25	421	294	559	416
Knox County												
Penobscot Bay Medical Center	11	9	6	6	6	7	0	0	83	85	106	107
Lincoln County												
Miles Memorial Hospital	4	3	0	0	4	4	0	0	19	25	27	32
St Andrew's Hospital	4	1	0	0	0	0	0	0	28	14	32	15
County Totals	8	4	0	0	4	4	0	0	47	39	59	47

Footnotes follow the end of this table.

Figure C (Continued)

1986 Bed Complement and Projected 1995 Need, by Service by Hospital and by County (Continued)

	Obstetrical		Psychiatric		ICU/CCU		Alcohol Rehab		Med/Surg		Total Beds	
	1986	1995	1986	1995	1986	1995	1986	1995	1986	1995	1986	1995
Oxford County												
Rumford Community Hospital	8	3	0	0	6	5	0	0	83	39	97	47
Stephens Memorial Hospital	4	5	0	0	4	4	0	0	42	45	50	54
County Totals	12	8	0	0	10	9	0	0	125	84	147	101
Penobscot County												
Eastern Maine Med Ctr	30	24	20	16	20	32	37	38	287	245	394	355
James A. Taylor Hospital	3	1	0	0	3	2	0	0	43	16	49	19
Millinocket Regional Hospital	4	3	0	0	4	2	0	0	42	27	50	32
Penobscot Valley Hospital	4	2	0	0	5	3	0	0	35	19	44	24
St Joseph Hospital	0	0	0	0	7	8	0	0	123	67	130	75
County Totals	41	30	20	16	39	47	37	38	530	374	667	505
Piscataquis County												
Mayo Regional Hosp	0	6	0	0	4	4	0	0	48	40	52	50
Sagadahoc County												
Bath Memorial	8	5	0	0	4	3	10	0	37	26	59	34
Somerset County												
Redington-Fairview General Hosp	10	3	0	0	4	5	0	0	78	49	92	57
Sebasticook Valley Hospital	0	0	0	0	2	2	0	0	18	15	20	17
County Totals	10	3	0	0	6	7	0	0	96	64	112	74
Waldo County												
Waldo County General Hosp	3	4	0	0	4	4	0	0	42	30	49	38
Washington County												
Calais Regional	7	3	0	0	4	4	0	0	66	24	77	31
Down East Community Hospital	6	3	0	0	0	0	0	0	32	35	38	38
County Totals	13	6	0	0	4	4	0	0	98	59	115	69
York County												
Henrietta D Goodall Hosp	10	7	0	0	7	8	0	0	56	51	73	66
Southern Maine Medical Center	12	9	12	9	10	10	0	0	116	109	150	137
York Hospital	0	0	0	0	5	7	0	0	63	54	68	61
County Totals	22	16	12	9	22	25	0	0	235	214	291	264

NOTES: The 1986 Bed Complement shown here is a preliminary count of staffed beds. Occupancy rates given in the 1985 SHP Standards have been extrapolated downward to allow calculation of beds for three small hospitals. Mid-Maine Medical Center includes Charles A. Dean Hospital, and The Aroostook Medical Center includes Community General Hospital and A. R. Gould Memorial Hospital. Castine Community Hospital stopped offering acute care services in May, 1988. No mechanism is provided in the Standards for reassigning patient days, beds, etc. from a closed facility. Medical Surgical includes Pediatric Care and Medical Rehabilitation.

July, 1988.

Table Prepared by the Office of Data, Research, and Vital Statistics; Maine Department of Human Services.

III. Interpretation

Hospitals in Maine are the principal focus of discussions regarding the desirable regulatory structure, scope of regulation, appropriate reimbursement levels, and design of the health care system. For the past six years, several statewide hospital indicators have declined, including occupancy rates, average length of stay, discharges, and total patient days. A substantial number of Maine hospitals have experienced declines in these indicators that exceeded the statewide rate of decline. These trends are reflected in the results of applying the hospital-specific 1985 State Health Plan standards.

If no new general use acute care beds are added to the current number of licensed and staffed beds and no beds are removed from licensed and staffed status, then Maine will have approximately 1,000 more beds in 1990 and 1995 than recommended by the 1985 State Health Plan need methods relating to individual hospitals.

The term "excess capacity" is commonly used to describe the existence of hospital beds which are not necessary to meet reasonable projections of patient use of the hospital. As noted earlier, there are many forces which have led to declining hospital use in Maine and nationally, including prospective payment systems, tighter utilization review programs, substitution of outpatient and ambulatory services for services formerly provided on an inpatient basis, improved medical technology, duplication and overdevelopment of acute care capacity, and population shifts (especially from rural areas).

Excess capacity is believed to be an important issue because of its costs. Empty hospital beds represent large capital expenditures which are not productive. Scholars, state governments, and national organizations have made widely varying estimates of the cost of an empty hospital bed. These estimates have ranged from \$4,700 to \$72,000 per year, with the estimates at the higher end receiving the most publicity. The higher estimates have lent urgency to the search for ways to reduce these unproductive costs or to find alternative uses for those resources.

Several measures have been identified for addressing excess capacity, including hospital closure, hospital consolidation (and reduction in total beds), and conversion of excess beds to other uses. Each of these strategies involves significant legal, financial, regulatory, and health care issues and each faces major obstacles, however. Even if the issues and obstacles are surmountable, the possibilities of conversion to new uses or combination with other hospitals to reduce excess beds may be limited or non-existent for many of Maine's hospitals. Many are in sparsely populated areas, distant from other facilities. The resources to develop new services and a market large enough to make them financially feasible may not be available. The location of the facilities may make it difficult to attract key personnel. If there are hospitals near to one with significant excess capacity, they, too, may be seeking ways to expand or diversify their services. Their strategy may be to increase market share at the expense of the facility with excess capacity. Of course, historic rivalries may stand in the way of cooperative planning.

Although conversion, consolidation, or closure may not be immediately practicable or desirable, one implication of the application of the 1985 State Health Plan acute care bed need standards may be that no new acute care beds should be added in most counties and facilities in the state. As Figure B showed, the application of the bed need standards indicated that in 1990, no county had fewer beds than needed. The number of excess beds ranged from a low of three in Piscataquis County to a high of 164 in Penobscot County.

The sizable number of excess acute care beds in each county, as determined by the application of the acute care bed need standards, suggests that another set of standards in the 1985 Plan may be especially important to consider in the future. Those standards are titled "Standards Relating to Conditions for Hospital Bed Expansion and Renovation." These standards depend on achievement of statewide goals for acute care beds, not on the application of the hospital-specific standards. The standards state in part:

. . . no hospital bed expansion nor replacement will be permitted unless the applicant hospital can clearly demonstrate the following:

- (1) Local joint planning efforts have been aggressively pursued. The object of joint planning is for two or more hospitals to earnestly and productively engage in sincere discussions of their respective goals, objectives and plans for the purpose of maximizing the quality and minimizing the cost of the health care system. Participants must engage in such discussions with a willingness to compromise and to modify and/or abandon their respective plans to avoid and/or eliminate unnecessary duplication or underutilized health care resources;
- (2) There are no underutilized licensed beds of the same type (e.g., obstetric, pediatric) within 20 miles of the facility applying for the new or replacement beds. . . .

The intent of this set of standards is clearly stated in the discussion which follows them in the 1985 Plan. According to the discussion:

The State of Maine and its residents have made a very large investment in hospital resources. The set of planning standards advocated by the Maine Health Systems Agency, Inc. and the Office of Health Planning and Development are (sic) intended to help protect both current and future investment in these facilities by encouraging cooperative, community-wide planning among hospitals. Effective cooperation should seek to reduce unnecessary duplication of expensive services and to promote sufficient use of capacity. Problems of services duplication and/or low bed occupancy exist in several Maine communities. Standards adopted by both agencies require hospitals wishing to add new or replace existing bed capacity to pursue alternatives to these actions with other hospitals in the immediate area. . . .

Given the excess capacity in most counties and in many facilities, as determined by other acute care standards in the 1985 Plan, the above standards and concepts may be especially pertinent for hospital planning, development, and regulation.

USING THE DATA: AN EXAMPLE

I. Introduction

Data tables make up the bulk of this report. The tables are designed to step through the process of determining a hospital's appropriate bed supply, based on the Maine Standards for Acute Care Facilities and Services published in the 1985 State Health Plan for Maine, Volume III. This process is shown in Figure D which references the appropriate tables at each step. One example, for the Kennebec Valley Medical Center, is presented in detail to illustrate the various data tables, adjustments, and calculations for a particular acute care facility.

II. State-wide Findings

Based on the Standards 1, 2, and 3 published in the 1985 State Health Plan (Appendix I), and on population estimates and projections developed by the Office of Data, Research, and Vital Statistics, Maine needed 4,227 acute care beds in general use hospitals in 1980 and 4,496 in 1985; 4,726 will be needed in 1990 and 4,946, in 1995. This represents an increase of 6.3% from 1980 to 1985, 5.1% from 1985 to 1990, and 4.7 projected to 1995. It is interesting to observe that the rate of increase is steadily declining during this period. See Figure E on page 16.

During 1980, there were 301 or 7.1% more beds in service than the number needed based on the Standards. In 1985, there were almost exactly the number needed; only 58 beds or 1.3% more than the projected need. It is projected that by 1990 an additional 172 beds over the 1985 supply will be needed, and by 1995, 220 more.

III. A Note on Three Small Hospitals

Standard 8 (Appendix I) provides for the calculation of the number of medical/surgical beds for each facility. The projected medical/surgical average daily census (ADC) determines the occupancy rate, as shown in Figure F on page 17.

Unfortunately, the range of ADC in Figure F goes no lower than 8.8 patients, while three hospitals expect a lower medical/surgical ADC in 1990: St. Andrew's Hospital with 8.18 patients, Van Buren Community Hospital with 3.08, and Castine Community Hospital with 2.64. For these hospitals, the number of medical/surgical beds was calculated by extrapolating the occupancy rates (Table 20).

IV. AN EXAMPLE: Kennebec Valley Medical Center (KVMC) in Augusta, 1990

The Augusta area (Maine Community Area #33; see page 3) in 1986 had an estimated population of 25,558. Applying the age-specific use rates of Standard 4 (Appendix I) yields an expected 30,741 inpatient days by Augusta area residents during 1986. See Table 1.

Figure D

Summary of Procedure to Determine a Hospital's Appropriate Total Number of Beds
by Applying 1985 State Health Plan Use Rate Standards

NUMBERS IN PARENTHESES REFER TO TABLES IN THIS REPORT.

List of Abbreviations Used:

- ADC = Average Daily Census
- CON = Certificate of Need
- LOS = Length of Stay
- MCA = Maine Community Area
- OB = Obstetrical
- ODRVS = Office of Data, Research, and Vital Statistics
- SHP = State Health Plan
- SQRT = Square Root

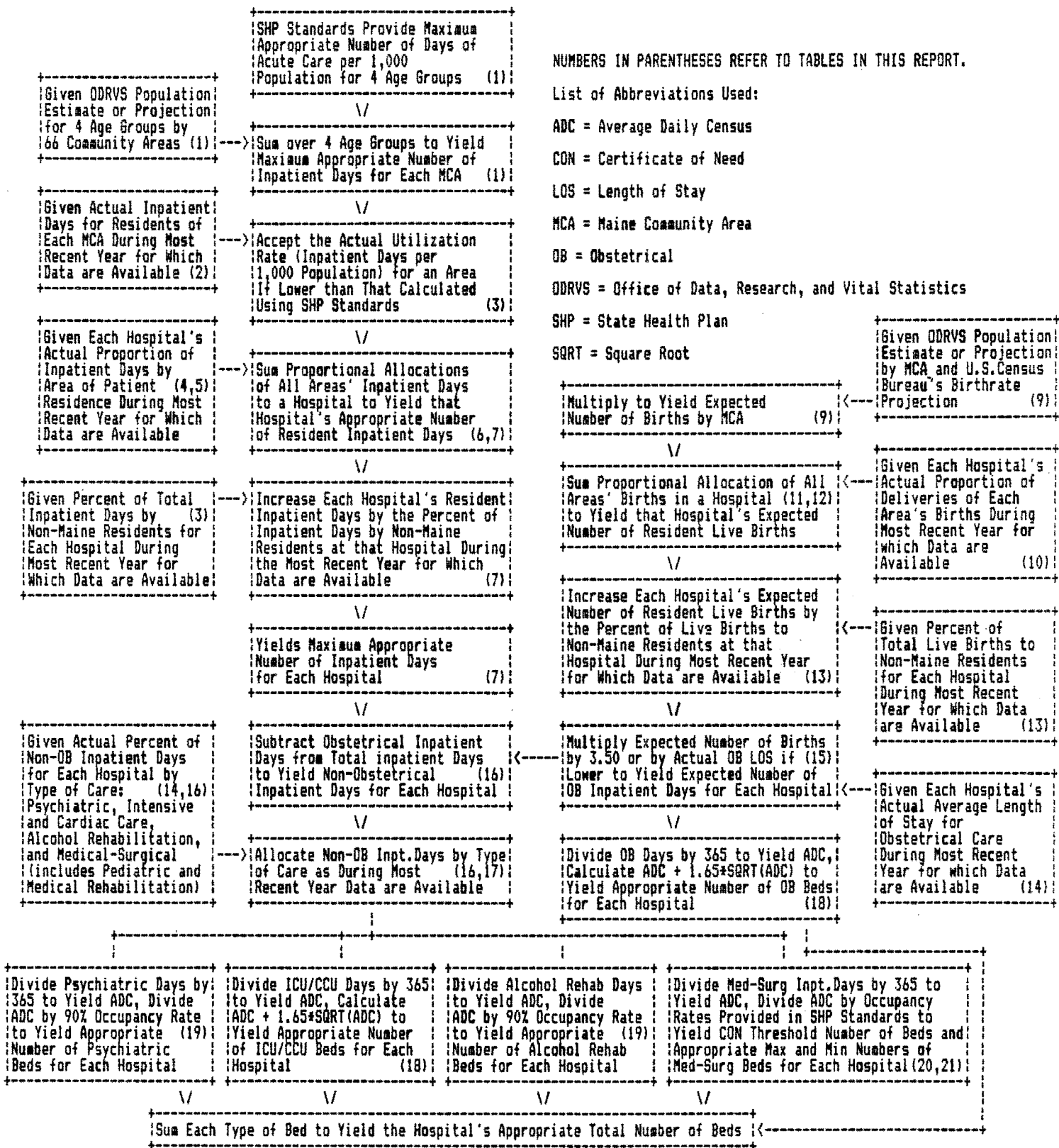


Figure E

Expected Patient Days and Hospital Beds Applying 1985 State Health Plan Use Rate Standards to Maine Population, 1980-1995

Age Group	Maximum "Appropriate" Number of Acute Care per 1,000 Population	- 1980 -		- 1985 -		- 1990 -		- 1995 -	
		Population Count	Patient Days	Population Estimate	Patient Days	Population Projection	Patient Days	Population Projection	Patient Days
0-14	250	256,970	64,243	252,770	63,193	260,250	65,063	258,660	64,665
15-44	750	507,374	380,531	532,870	399,653	543,570	407,678	530,000	397,500
45-64	1,350	219,398	296,187	220,300	297,405	231,500	312,525	263,550	355,793
65+	3,500	140,918	493,213	157,850	552,475	169,950	594,825	178,900	626,150
Total		1,124,660	1,234,173	1,163,790	1,312,725	1,205,270	1,380,090	1,231,110	1,444,108
Reported Number of Acute Care Inpatient Days									
	General Use Facilities		1,209,140		1,062,755				
	Federal and State Facilities		266,809		180,188				
	Total Acute Care Facilities		1,475,949		1,242,943				
Age-Adjusted Maximum "Appropriate" Number of Patient Days per 1,000 Population									
			1,097.4		1,128.0		1,145.0		1,173.0
Age-Adjusted Maximum "Appropriate" Average Daily Census (ADC) per 1,000 Population									
			3.0		3.1		3.1		3.2
Age-Adjusted Maximum "Appropriate" Number of Acute Care Hospital Beds per 1,000 Population Given 80% Occupancy									
			3.8		3.9		3.9		4.0
Age-Adjusted Maximum "Appropriate" Number of Acute Care Hospital Beds Given 80% Occupancy									
			4,227		4,496		4,726		4,946
Percent Increase from Earlier Period									
					6.4%		5.1%		4.6%
Reported Number of Staffed Acute Care Beds									
	General Use Facilities		4,528		4,554				
	Federal and State Facilities		970		888				
	Total Acute Care Facilities		5,498		5,442				

Sources of Population Data: 1980 U.S. Census; 1985 Estimates, 1990 and 1995 Projections by ODRVS, published June, 1987.

Source of Standards: 1985 State Health Plan for Maine, Volume III: Maine Standards for Acute Care Facilities and Services (pp.4-8), Office of Health Planning and Development.

Source of Reported Numbers of Inpatient Days and Staffed Beds: Maine Health Facilities, Resources and Utilization, Annual Report, 1980 published 7/82 and 1985 published 6/87, ODRVS.

Table Prepared by Office of Data, Research, and Vital Statistics; Maine Department of Human Services. December, 1987.

filename: STANDARD(61) on disk 03-031

NOTE: Figure A is repeated here as Figure E for easy reference.

Figure F

Maine's Certificate of Need Medical/Surgical Occupancy Rate Standard and Occupancy Guideline for Internal Planning and Appropriateness Review and Bed Range by Average Daily Census

Maine, 1981

<u>Column 1</u>	<u>Column 2</u>	<u>Column 3</u>	<u>Column 4</u>
Projected Med./Surg. Average Daily Census	Certificate of Need Occupancy Rate Standard	Occupancy Range for Internal Planning & Appropriateness Reviews	Medical/Surgical Bed Range
350.	90%	88% - 94%	389+
178.0 - 349.9	90%	87% - 94%	198 - 388
126.8 - 177.9	90%	86% - 94%	142 - 197
111.1 - 126.7	89%	85% - 93%	126 - 141
97.7 - 111.0	88%	83% - 93%	112 - 125
86.1 - 97.6	87%	82% - 92%	100 - 111
74.9 - 86.0	86%	80% - 92%	88 - 99
65.6 - 74.8	85%	79% - 91%	78 - 87
57.3 - 65.5	84%	77% - 91%	69 - 77
50.0 - 57.2	83%	75% - 91%	61 - 68
43.7 - 49.9	82%	74% - 90%	54 - 60
37.6 - 43.6	81%	72% - 90%	47 - 53
33.1 - 37.5	80%	70% - 90%	42 - 46
28.8 - 30.0	79%	68% - 90%	37 - 41
27.4 - 28.7	78%	67% - 89%	35 - 36
25.4 - 27.3	76%	64% - 88%	34 - 35
22.8 - 25.3	75%	63% - 87%	31 - 33
20.3 - 22.7	74%	61% - 87%	28 - 30
18.6 - 20.2	73%	59% - 87%	26 - 27
16.9 - 18.5	72%	57% - 87%	24 - 25
15.2 - 16.8	71%	55% - 87%	22 - 23
13.6 - 15.1	70%	53% - 87%	20 - 21
12.8 - 13.5	69%	52% - 86%	19
12.0 - 12.7	68%	50% - 86%	18
10.3 - 11.9	67%	48% - 86%	16 - 17
9.6 - 10.2	66%	44% - 86%	14 - 15
8.8 - 9.5	65%	44% - 86%	13

To use this table for certificate of need determination, calculate medical/surgical beds needed by locating the projected average daily census (ADC) applicable to the hospital (Column 1) and dividing it by the certificate of need occupancy rate standard (Column 2) which corresponds to that ADC. The result is the maximum number of medical/surgical beds allowed under the CON standard to support the projected ADC. This number should be in the range in Column 4 which corresponds to the given ADC. Due to rounding of the breakpoints of categories in Column 1, numbers in Column 4 may vary slightly from the result obtained by the calculations. For internal planning, again begin with the hospitals projected medical/surgical ADC (Column 1). In order to be consistent with the internal planning guideline, the hospital should choose a projected occupancy rate which is within the planning range (shown in Column 3) which corresponds to the projected ADC. To calculate the appropriate number of medical/surgical beds for the projected ADC, divide the projected ADC by the projected occupancy rate. The resulting number of beds will generally fall within the corresponding range displayed in Column 4. A hospital could employ the same procedure and use its current medical/surgical ADC to determine if its current occupancy rate is consistent with the internal planning guideline and to calculate its appropriate number of beds. For internal planning, a hospital may also choose to begin with its existing number of medical/surgical beds and work from right to left to determine the appropriate projected medical/surgical ADC. In this case, a hospital of a given number of medical/surgical beds should choose a projected occupancy rate within the range (shown in Column 3) corresponding to that bed size. The hospital's appropriate projected medical/surgical ADC will be the product of the number of medical/surgical beds and the occupancy rate selected from the range in Column 3. The result will generally fall within the range of ADC's shown in Column 1. Hospitals not achieving the occupancy rates recommended for planning are expected to achieve the recommended rates by decreasing beds rather than by increasing utilization.

Source: Task Force on Medical/Surgical Bed Occupancy of the Maine State Health Coordinating Council, March, 1981. (Table 1, p. 19)

The actual number of inpatient days of acute care reported during 1986 was 27,812 or 90.5% of the 30,741 maximum appropriate days. Since actual use was less than that calculated using the standard, the actual use rate in 1986 is applied to 1990 projected population to yield 28,541 expected inpatient days by Augusta area residents in 1990. See Table 2.

Most of the 27,812 inpatient days in 1986 by Augusta area residents were spent at KVMC, 19,816 or 71% (19,816/27,812). By the State Health Plan Standards (Appendix I), KVMC will continue to receive 71% of the inpatient demand expected from Augusta area residents. See Tables 4 and 5.

Use by Augusta area residents, however, accounted for only 47% (19,816/41,814) of KVMC's inpatient days. More than half of KVMC's inpatient demand was due to patients from outside the Augusta area. During 1986, KVMC drew patients from the residents of 36 other of Maine's 66 Community Areas, from residents of the unassigned areas* in Maine, and from non-Maine residents.

Of the 28,541 inpatient days expected in 1990 by Augusta area residents, 20,333 (71%) are expected to be spent at KVMC. Adding the demand by the residents of all other minor civil divisions and the unassigned areas, KVMC expects 42,454 inpatient days by Maine residents in 1990. See Table 6.

Multiplying the ratio of total to resident inpatient days in 1986 to the expected number of resident inpatient days in 1990 yields the expected number of 42,818 total inpatient days at KVMC in 1990. Inpatient demand by non-Maine residents is assumed by Standard 5 (Appendix I) to change at a rate equal to that for Maine residents. See Table 8.

As assumed by Standard 6 (Appendix I), the birth rate is expected to be 15.4 births per 1,000 population in 1990. The 1990 projected population in the Augusta area of 26,228 yields an expected 404 births to Augusta area mothers. See Table 9.

In 1986 there were 353 births to Augusta area mothers, of which 275 or 78% occurred at KVMC. This accounted for 42% (275/649) of births at KVMC during 1986. For births as for inpatient days, more than half of KVMC's demand was from outside the Augusta area. No residents of unassigned areas and no non-Maine residents gave birth at KVMC in 1986. See Table 10.

Of the 404 live births expected to Augusta area mothers in 1990, 315 (78%) are expected to be at KVMC. Adding the births contributed by other areas results in an expected total of 771 resident births at KVMC in 1990. See Table 11. No adjustment is required for births to non-Maine residents, since none occurred during the base year. See Table 13.

During 1985 the average length of stay for obstetrical care at KVMC was 3.79 days. Of the 44,866 non-obstetrical inpatient days in 1985, 8.00% were for psychiatric care, 6.68% were for Intensive and Cardiac Care, and 85.32% were for Medical/Surgical Care. KVMC reported no inpatient days for alcohol rehabilitation during 1985. See Table 14.

*I.e., Not assigned to a Community Health Planning Area due to extremely sparse population.

Since the obstetrical average length of stay during the base year was longer than 3.5 days, the standard rate will be used in the following calculations. If a hospital's obstetrical length of stay had been lower than 3.5, then the actual lower rate would be used.

The expected number of 771 births from Table 13 is multiplied by this 3.50 days to yield an expected number of 2,699 obstetrical inpatient days. This is subtracted from the expected total number of 42, 818 inpatient days from Table 6 to yield an expected number of 40,118 non-obstetrical inpatient days. See Table 15.

This is divided among the four non-obstetrical types of care using the proportions from Table 14 to yield the expected number of inpatient days for psychiatric care, intensive and cardiac care, alcohol rehabilitation, and medical/surgical care (which is defined to include pediatric care and medical rehabilitation). See Table 16.

For obstetrical and intensive/cardiac care, Standards 10 and 11 (Appendix I) provide that a Poisson distribution be applied to ensure an empty bed be available to accommodate an incoming patient 95% of the time. A formula is provided which yields 12 each obstetrical and intensive/cardiac care beds at KVMC in 1990. See Table 18.

For psychiatric care and alcohol rehabilitation, Standard 9 requires a 90% occupancy rate. This means KVMC will need 10 psychiatric beds in 1990. No alcohol rehabilitation beds are expected since none were reported during the base year. See Table 19.

Standard 8 (Appendix I), uses Figure F to determine three expected occupancy rates for Medical/Surgical care based on the expected average daily census (inpatient days/365). One rate is given for Certificate of Need (CON) reviews, two others provide a range for internal planning and appropriateness reviews. For KVMC in 1990, the CON rate suggests a need for 108 Med/Surg beds. For internal review, a range of 102-114 beds is appropriate. See Table 20.

Table 22 summarizes the findings for 1990 in terms of numbers of beds. The following describes KVMC:

12 obstetrical beds
10 psychiatric beds
12 intensive/cardiac care beds
<u>102-114</u> medical/surgical beds (CON=108)
135-148 Total beds (CON=141)

As a comparison, the following shows the number of "staffed beds (responding)" from Maine Health Facilities: Resources and Utilization, 1985, Table A3.0:

130 medical/surgical adult	\
15 medical/surgical pediatric	\
16 rehabilitation unit	\16 medical\surgical beds
19 obstetric unit	
11 psychiatric unit	
7 intensive care unit (mixed)	\
<u>6</u> cardiac intensive care unit	\13 I/C beds
204 Total Beds	

LIST OF DETAILED TABLES

- Table 1. Estimated Population by Age and Appropriate Number of Inpatient Days, 1986
- Table 2. Actual and Appropriate Numbers of Inpatient Days by Patient Residence, 1986; with 1990 and 1995 Expected Inpatient Days for Those Areas where Actual in 1986 was Less than Appropriate
- Table 3. Expected Inpatient Days for Those Areas where Actual in 1986 was not Less than Appropriate: Portland and Unassigned Areas, 1990 and 1995
- Table 4. Actual Inpatient Days by Patient Residence, by Hospital, 1986
- Table 5. Actual Inpatient Days by Patient Residence, Percent by Hospital, 1986
- Table 6. Expected Inpatient Days by Patient Residence, by Hospital, 1990
- Table 7. Expected Inpatient Days by Patient Residence, by Hospital, 1995
- Table 8. Resident, Non-Resident, and Total Inpatient Days; Actual 1986, Expected 1990 and 1995
- Table 9. Expected Number of Live Births by Area of Mother's Residence, 1990 and 1995
- Table 10. Actual Live Births by Birth Site and Area of Mother's Residence, 1986
- Table 11. Expected Resident Live Births by Birth Site and Area of Mother's Residence, 1990
- Table 12. Expected Resident Live Births by Birth Site and Area of Mother's Residence, 1995
- Table 13. Resident, Non-Resident, and Total Live Births; Actual 1986, Expected 1990 and 1995
- Table 14. Actual Inpatient Days by Hospital and Type of Care, 1985
- Table 15. Adjusted Average Obstetric Length of Stay, Expected Live Births and Total, Obstetric, and Non-Obstetric Inpatient Days by Hospital; 1990 and 1995
- Table 16. Expected Non-Obstetric Inpatient Days by Hospital and Type of Care, 1990
- Table 17. Expected Non-Obstetric Inpatient Days by Hospital and Type of Care, 1995

- Table 18. Expected Inpatient Days and Beds by Hospital for Obstetric and Intensive/Cardiac Care, 1990 and 1995
- Table 19. Expected Inpatient Days and Beds by Hospital for Psychiatric Care and Alcohol Rehabilitation, 1990 and 1995
- Table 20. Expected Inpatient Days and Beds by Hospital for Medical/Surgical Care (includes Pediatric and Medical Rehabilitation), 1990
- Table 21. Expected Inpatient Days and Beds by Hospital for Medical/Surgical Care (includes Pediatric and Medical Rehabilitation), 1995

DETAILED
TABLES



Table 1

1986 ESTIMATED POPULATION BY AGE FOR MAINE'S 66 COMMUNITY AREAS
WITH "APPROPRIATE" NUMBER OF INPATIENT DAYS CALCULATED USING 1985 SHP STANDARDS

MAINE COMMUNITY AREA	1986 POPULATION ESTIMATE	AGE 0-14	AGE 15-44	AGE 45-64	AGE 65+	APPROPRIATE INPATIENT DAYS
STATE TOTAL	1,173,730	252,592	539,582	220,780	160,776	1,328,603
1. BERWICK	28,803	6,614	13,275	5,283	3,631	31,450
2. YORK	19,504	3,882	8,872	3,708	3,042	23,277
3. SANFORD	31,213	7,054	14,152	5,615	4,392	35,330
4. KENNEBUNK	12,826	2,564	5,668	2,507	2,087	15,581
5. BUXTON	16,082	4,001	8,015	2,579	1,487	15,698
6. BIDDEFORD	24,454	5,410	11,234	4,384	3,426	27,687
7. SACO	20,361	4,378	9,391	3,867	2,725	22,896
8. SCARBORO	11,463	2,525	5,516	2,277	1,145	11,850
9. SOUTH PORTLAND	30,876	5,873	13,851	6,367	4,785	37,200
10. GORHAM	11,523	2,271	6,074	2,009	1,189	11,927
11. WESTBROOK	15,044	3,314	6,715	3,057	1,958	16,845
12. PORTLAND	61,919	12,647	28,697	10,502	10,073	74,118
13. BALDWIN	16,188	3,843	7,781	2,788	1,776	16,776
14. GRAY	18,501	4,208	9,364	2,980	1,949	18,920
15. FALMOUTH	11,928	2,282	4,896	2,880	1,870	14,675
16. BRUNSWICK	22,767	4,839	11,141	3,917	2,870	24,898
17. FREEPORT	17,365	3,779	8,388	3,245	1,953	18,452
18. BATH	20,069	4,573	9,169	3,612	2,715	22,399
19. DAMARISCOTTA	14,949	3,025	6,128	2,955	2,841	19,285
20. BRIDGTON	20,489	4,475	9,091	3,918	3,005	23,744
21. NEW GLOUCESTER	12,699	2,970	6,290	2,182	1,257	12,805
22. AUBURN	23,170	4,818	10,171	4,551	3,630	27,682
23. LEWISTON	38,971	7,791	16,900	7,576	6,704	48,314
24. LISBON	16,827	4,146	8,292	2,811	1,578	16,574
25. TOPSHAM	12,129	3,343	5,868	1,955	963	11,247
26. GARDINER	24,847	5,415	11,025	4,908	3,299	27,795
27. WHITFIELD	14,281	3,373	8,889	2,449	1,570	14,811
28. WALDOBORO	22,048	4,826	9,459	4,308	3,455	26,209
29. ROCKLAND	19,444	3,994	8,011	3,900	3,539	24,658
30. NORWAY	15,904	3,508	6,925	3,038	2,433	18,688
31. LEEDS	10,389	2,513	5,086	1,779	1,011	10,383
32. MONMOUTH	14,392	3,046	6,583	2,843	1,920	16,257
33. AUGUSTA	25,558	5,134	11,349	5,031	4,044	30,741
34. BETHEL	11,943	2,631	5,134	2,403	1,775	13,965
35. JAY	10,532	2,268	4,686	2,205	1,373	11,864
36. BELGRADE	11,412	2,642	5,402	2,102	1,266	11,981
37. WATERVILLE	24,453	4,656	11,299	4,789	3,709	29,085
38. BROOKS	11,202	2,666	5,329	1,910	1,297	11,781
39. BELFAST	11,318	2,524	4,883	2,298	1,613	13,041
40. BUCKSPORT	12,267	2,807	5,667	2,323	1,470	13,233
41. RUMFORD	12,624	2,353	5,170	2,972	2,129	15,930
42. FARMINGTON	14,547	3,045	7,072	2,521	1,909	16,150
43. SKOWHEGAN	13,785	3,071	6,055	2,749	1,910	15,705
44. FAIRFIELD	12,876	2,948	6,246	2,261	1,421	13,447
45. PITTSFIELD	9,892	2,215	4,363	2,014	1,300	11,095
46. RANGELEY	17,093	3,583	7,346	3,457	2,707	20,547
47. GREENVILLE	13,996	3,064	5,935	2,855	2,142	16,569
48. DOVER-FOXCROFT	16,776	3,756	7,190	3,318	2,512	19,603
49. CORINTH	14,041	3,340	6,778	2,492	1,431	14,291
50. BANGOR	50,244	10,314	24,489	9,196	6,245	55,217
51. OLD TOWN	14,965	3,064	7,380	2,730	1,791	16,255
52. ORONO	9,094	897	6,547	995	655	8,770
53. BREWER	18,226	3,757	8,232	3,903	2,334	20,551
54. ELLSWORTH	11,259	2,335	4,885	2,259	1,780	13,527
55. DEER ISLE	10,538	2,080	4,671	1,896	1,891	13,202
56. BAR HARBOR	15,160	3,202	6,407	2,974	2,577	18,640
57. MACHIAS	17,202	3,577	7,307	3,406	2,912	21,164
58. CALAIS	14,969	3,253	6,447	2,986	2,283	17,670
59. LINCOLN	13,127	2,961	6,047	2,577	1,542	14,151
60. MILLINOCKET	13,162	2,891	5,981	2,833	1,457	14,133
61. HOULTON	17,756	3,840	7,603	3,629	2,684	20,955
62. PRESQUE ISLE	24,307	5,133	11,505	4,588	3,081	26,890
63. FORT FAIRFIELD	14,766	4,149	8,088	1,682	847	12,338
64. CARIBOU	12,211	2,694	5,526	2,436	1,555	13,549
65. MADAWASKA	8,621	1,739	3,744	1,950	1,188	10,033
66. FORT KENT	10,262	2,307	4,845	1,787	1,323	11,254
99. UNASSIGNED AREAS	2,321	398	1,055	503	365	2,847

SOURCE OF DATA: 1986 POPULATION ESTIMATION FILE, ODRVS.

25
PREPARED BY THE OFFICE OF DATA, RESEARCH, AND VITAL STATISTICS
MAINE DEPARTMENT OF HUMAN SERVICES

Table 2

Actual and Maximum Appropriate Numbers of Inpatient Days by Patient Residence, 1986
With 1990 and 1995 Expected Inpatient Days for Those Areas where Actual in 1986 was Less than Appropriate

Community Area of Patient Residence	Actual Inpatient Days, 1986	Maximum Appropriate Inpatient Days, 1986	Actual Inpatient Days as a Percent of Appropriate Inpatient Days	Areas Where Actual Utilization in 1986 was Less than Appropriate					
				1986 Population Estimate	Inpatient Days per 1,000 Pop	1990 Projected Population	Expected Inpatient Days, 1990	1995 Projected Population	Expected Inpatient Days, 1995
Total - All Areas	1,028,034	1,328,605	77.4%						
1 Berwick	10,014	31,450	31.8%	28,803	347.7	28,507	9,911	29,351	10,205
2 York	11,532	23,277	49.5%	19,504	591.3	20,471	12,104	22,217	13,136
3 Sanford	22,289	35,330	63.1%	31,213	714.1	31,324	22,368	33,302	23,781
4 Kennebunk	11,956	15,581	76.7%	12,826	932.2	14,165	13,204	15,163	14,134
5 Buxton	9,566	15,698	60.9%	16,082	594.8	17,144	10,198	18,828	11,199
6 Biddeford	24,462	27,687	88.4%	24,454	1,000.3	26,508	26,517	27,842	27,851
7 Saco	19,302	22,896	84.3%	20,361	948.0	20,681	19,605	21,236	20,131
8 Scarborough	8,485	11,850	71.6%	11,463	740.2	10,934	8,093	10,522	7,788
9 South Portland	30,624	37,200	82.3%	30,876	991.8	32,211	31,948	32,831	32,563
10 Gorham	8,603	11,927	72.1%	11,523	746.6	11,866	8,859	12,584	9,395
11 Westbrook	14,969	16,845	88.9%	15,044	995.0	15,077	15,002	14,889	14,815
12 Portland	77,974	74,118	105.2%	Actual Utilization in 1986 was Not Less than Appropriate					
13 Baldwin	11,202	16,776	66.8%	16,188	692.0	17,386	12,031	18,900	13,079
14 Gray	13,509	18,920	71.4%	18,501	730.2	19,549	14,274	21,148	15,442
15 Falmouth	10,345	14,675	70.5%	11,928	867.3	11,870	10,295	11,559	10,025
16 Brunswick	16,397	24,898	65.9%	22,767	720.2	24,442	17,603	25,815	18,592
17 Freeport	11,577	18,452	62.7%	17,365	666.7	18,301	12,201	19,479	12,986
18 Bath	14,740	22,399	65.8%	20,069	734.5	19,573	14,376	19,432	14,272
19 Damariscotta	13,154	19,285	68.2%	14,949	879.9	16,733	14,724	18,192	16,008
20 Bridgton	19,413	23,744	81.8%	20,489	947.5	21,722	20,581	23,394	22,165
21 New Gloucester	7,512	12,805	58.7%	12,699	591.5	12,611	7,460	12,794	7,568
22 Auburn	25,564	27,682	92.3%	23,170	1,103.3	23,054	25,436	22,862	25,224
23 Lewiston	43,888	48,314	90.8%	38,971	1,126.2	39,911	44,947	39,450	44,427
24 Lisbon	11,139	16,574	67.2%	16,827	662.0	17,490	11,578	18,615	12,323
25 Topsham	7,068	11,247	62.8%	12,129	582.7	12,045	7,019	12,466	7,264
26 Gardiner	17,253	27,795	62.1%	24,647	700.0	25,467	17,827	26,384	18,469
27 Whitfield	7,553	14,811	51.0%	14,281	528.9	14,957	7,911	15,647	8,275
28 Waldoboro	15,373	26,209	58.7%	22,048	697.3	23,183	16,164	24,588	17,144
29 Rockland	18,354	24,658	74.4%	19,444	943.9	20,450	19,304	21,105	19,922
30 Norway	13,404	18,688	71.7%	15,904	842.8	16,645	14,029	17,421	14,683
31 Leeds	6,638	10,383	63.9%	10,389	638.9	10,589	6,766	10,992	7,023
32 Monmouth	8,183	16,257	50.3%	14,392	568.6	14,842	8,439	15,330	8,716
33 Augusta	27,812	30,741	90.5%	25,558	1,088.2	26,228	28,541	26,076	28,376
34 Bethel	10,324	13,965	73.9%	11,943	864.4	11,763	10,168	11,769	10,174
35 Jay	7,435	11,864	62.7%	10,532	705.9	10,353	7,309	10,247	7,234
36 Belgrade	7,903	11,981	66.0%	11,412	692.5	11,735	8,127	12,090	8,373
37 Waterville	26,451	29,085	90.9%	24,453	1,081.7	24,423	26,419	23,562	25,487
38 Brooks	8,644	11,781	73.4%	11,202	771.6	11,625	8,970	12,089	9,328
39 Belfast	8,456	13,041	64.8%	11,318	747.1	11,442	8,549	11,696	8,738
40 Bucksport	9,066	13,233	68.5%	12,267	739.1	12,328	9,111	12,455	9,205

Table 2 (Con't.)

Actual and Maximum Appropriate Numbers of Inpatient Days by Patient Residence, 1986
With 1990 and 1995 Expected Inpatient Days for Those Areas where Actual in 1986 was Less than Appropriate

Community Area of Patient Residence	Actual Inpatient Days, 1986	Maximum Appropriate Inpatient Days, 1986	Actual Inpatient Days as a Percent of Appropriate Inpatient Days	Areas Where Actual Utilization in 1986 was Less than Appropriate					
				1986 Population Estimate	Inpatient Days per 1,000 Pop	1990 Projected Population	Expected Inpatient Days, 1990	1995 Projected Population	Expected Inpatient Days, 1995
41 Rumford	15,614	15,930	98.0%	12,624	1,236.9	13,075	16,172	12,888	15,941
42 Farmington	11,584	16,150	71.7%	14,547	796.3	14,861	11,834	15,052	11,986
43 Skowhegan	13,291	15,705	84.6%	13,785	964.2	14,130	13,624	14,492	13,973
44 Fairfield	12,401	13,447	92.2%	12,876	963.1	13,735	13,228	14,293	13,766
45 Pittsfield	7,713	11,095	69.5%	9,892	779.7	10,371	8,086	10,793	8,416
46 Rangeley	13,228	20,547	64.4%	17,093	773.9	17,894	13,848	18,708	14,478
47 Greenville	11,370	16,569	68.6%	13,996	812.4	14,624	11,880	15,070	12,242
48 Dover-Foxcroft	14,601	19,603	74.5%	16,776	870.4	17,574	15,296	18,060	15,719
49 Corinth	10,367	14,291	72.5%	14,041	738.3	14,768	10,904	15,501	11,445
50 Bangor	43,331	55,217	78.5%	50,244	862.4	51,579	44,482	52,439	45,224
51 Old Town	11,990	16,255	73.8%	14,965	801.2	15,116	12,111	15,239	12,210
52 Orono	3,155	8,770	36.0%	9,094	346.9	7,624	2,645	5,880	2,040
53 Brewer	14,202	20,551	69.1%	18,226	779.2	18,595	14,490	18,558	14,461
54 Ellsworth	11,499	13,527	85.0%	11,259	1,021.3	12,025	12,281	12,849	13,123
55 Deer Isle	8,967	13,202	67.9%	10,538	850.9	11,496	9,782	12,227	10,404
56 Bar Harbor	14,607	18,640	78.4%	15,160	963.5	16,040	15,435	16,541	15,938
57 Machias	16,931	21,164	80.0%	17,202	984.2	17,418	17,144	17,470	17,195
58 Calais	14,470	17,670	81.9%	14,969	966.7	15,190	14,684	14,907	14,410
59 Lincoln	11,020	14,151	77.9%	13,127	839.5	13,140	11,031	13,048	10,954
60 Millinocket	12,484	14,133	88.3%	13,162	948.5	12,901	12,236	12,482	11,839
61 Houlton	16,515	20,955	78.8%	17,756	930.1	17,584	16,355	17,260	16,054
62 Presque Isle	17,995	26,890	66.9%	24,307	740.3	24,230	17,938	23,632	17,495
63 Fort Fairfield	8,412	12,338	68.2%	14,766	569.7	14,766	8,412	14,719	8,385
64 Caribou	10,605	13,549	78.3%	12,211	868.5	11,550	10,031	10,880	9,449
65 Madawaska	9,623	10,033	95.9%	8,621	1,116.2	7,815	8,723	6,708	7,488
66 Fort Kent	9,422	11,254	83.7%	10,262	918.1	9,819	9,015	9,099	8,354
99 Unassigned Areas Non-Residents	8,873 25,631	2,847	311.7%	Actual Utilization in 1986 was Not Less than Appropriate					

NOTES: For those areas where actual 1986 utilization was less than appropriate under the SHP Standards, Appropriate Inpatient Days for 1990 and 1995 are calculated by applying the actual rate of inpatient days per 1,000 population to 1990 and 1995 population projections.

Sources of Data: Actual Inpatient Days from 1986 Patient Origin File, Maine Health Care Finance Commission; Appropriate Inpatient Days calculated using Standards for Acute Care Facilities and Services, 1985 State Health Plan for Maine, Volume III; Population Estimates and Projections by ODRVS.

Table Prepared by Office of Data, Research, and Vital Statistics; Maine Department of Human Services. January, 1988.

filename: STANDARD(BC1) on disk 03-031

Table 3

EXPECTED INPATIENT DAYS, AVERAGE DAILY CENSUS, AND HOSPITAL BEDS
 APPLYING 1985 STATE HEALTH PLAN USE RATE STANDARDS TO MAINE'S 66 COMMUNITY AREAS, 1980-1995

EXPECTED INPATIENT DAYS, AVERAGE DAILY CENSUS, AND HOSPITAL BEDS APPLYING 1985 STATE HEALTH PLAN USE RATE STANDARDS TO MAINE'S 66 COMMUNITY AREAS, 1980-1995									
AGE GROUP	MAXIMUM "APPROPRIATE" NUMBER OF DAYS OF ACUTE CARE PER 1,000 POPULATION	1980		1985		1990		1995	
		POPULATION COUNTY	PATIENT DAYS	POPULATION ESTIMATE	PATIENT DAYS	POPULATION PROJECTION	PATIENT DAYS	POPULATION PROJECTION	PATIENT DAYS
FOR MAINE COMMUNITY AREA #12. PORTLAND									
0-14	250	11,268	2,817	12,524	3,131	13,649	3,412	13,983	3,496
15-44	750	28,292	21,219	28,762	21,571	29,082	21,818	28,007	21,008
45-64	1,350	11,814	15,949	10,742	14,502	11,192	15,109	12,518	16,899
65+	3,500	10,200	35,700	10,218	35,783	11,071	38,749	11,385	39,778
TOTAL		61,572	75,684	62,248	74,987	65,004	79,089	65,873	81,178
AGE-ADJUSTED MAXIMUM "APPROPRIATE" NUMBER OF PATIENT DAYS PER 1,000 POPULATION			1229.2		1204.4		1215.7		1232.3
AGE-ADJUSTED MAXIMUM "APPROPRIATE" AVERAGE DAILY CENSUS (ADC) PER 1,000 POPULATION			3.4		3.3		3.3		3.4
AGE-ADJUSTED MAXIMUM "APPROPRIATE" NUMBER OF ACUTE CARE HOSPITAL BEDS PER 1,000 POPULATION GIVEN 80% OCCUPANCY			4.2		4.1		4.2		4.2
AGE-ADJUSTED MAXIMUM "APPROPRIATE" NUMBER OF ACUTE CARE HOSPITAL BEDS GIVEN 80% OCCUPANCY			259		257		271		278
PERCENT CHANGE FROM EARLIER PERIOD					-0.9		5.5		2.6
FOR #99 UNASSIGNED AREAS									
0-14	250	521	130	413	103	371	93	332	83
15-44	750	1,078	807	1,078	808	1,053	790	988	740
45-64	1,350	554	748	500	675	502	678	550	743
65+	3,500	255	893	352	1,232	342	1,197	351	1,229
TOTAL		2,406	2,578	2,343	2,819	2,268	2,757	2,219	2,794
AGE-ADJUSTED MAXIMUM "APPROPRIATE" NUMBER OF PATIENT DAYS PER 1,000 POPULATION			1071.3		1203.0		1215.7		1259.0
AGE-ADJUSTED MAXIMUM "APPROPRIATE" AVERAGE DAILY CENSUS (ADC) PER 1,000 POPULATION			2.9		3.3		3.3		3.4
AGE-ADJUSTED MAXIMUM "APPROPRIATE" NUMBER OF ACUTE CARE HOSPITAL BEDS PER 1,000 POPULATION GIVEN 80% OCCUPANCY			3.7		4.1		4.2		4.3
AGE-ADJUSTED MAXIMUM "APPROPRIATE" NUMBER OF ACUTE CARE HOSPITAL BEDS GIVEN 80% OCCUPANCY			9		10		9		10
PERCENT CHANGE FROM EARLIER PERIOD					9.3		-2.2		1.3

TABLE PRODUCED BY THE OFFICE OF DATA, RESEARCH, AND VITAL STATISTICS;

MAINE DEPARTMENT OF HUMAN SERVICES.

Table 4

Inpatient Days by Area of Patient Residence, by Hospital, 1986

Facility Name	Total Inpatient Days	MCA #										
		MCA #1 Berwick	MCA #2 York	MCA #3 Sanford	MCA #4 Kennebunk	MCA #5 Buxton	MCA #6 Biddeford	MCA #7 Saco	MCA #8 Scarboro	MCA #9 South Portland	MCA #10 Gorham	
All Facilities	1,028,034	10,014	11,532	22,289	11,956	9,566	24,462	19,302	8,485	30,624	8,603	
Bath Memorial	8,284						3					
Blue Hill Memorial	5,938											
Calais Regional	7,329								3			
Cary Medical Center	16,985										4	
Castine Community Hosp	911											
Central Maine Med Ctr	54,549	10		6		10		37	18	20	71	8
Down East Community Hospital	10,233										1	
Eastern Maine Med Ctr	110,835					18		5	10		16	7
Franklin Memorial Hosp	16,610								9			
Henrietta D Goodall Hosp	16,799	764	655	13,114	258	1,248	86	78		12	11	1
Houlton Regional Hosp	11,550											
Jackson Brook Institute	21,442	633	256	1,022	181	349	827	1,041		642	1,648	528
James A. Taylor Hospital	4,191											
Kennebec Valley Medical Center	41,814							4			14	
Maine Coast Memorial Hosp	11,549										1	
Maine Medical Center	179,573	2,105	1,579	4,881	2,490	3,827	4,873	5,381	4,201	16,531	4,133	
Mayo Regional Hosp	12,429										2	
Mercy Hospital	57,740	314	354	1,254	483	1,098	1,309	1,163	1,621	8,957	1,561	
Mid-Maine Medical Center	64,743			14		36		52	1	63	9	
Miles Memorial Hospital	6,536											
Millinocket Regional Hospital	8,325							8				
Mount Desert Island Hosp	9,628										5	1
New England Rehab Hosp	29											
Northern Cumberland Mem Hosp	10,129			8		4			4		4	4
Northern Maine Medical Center	10,736								1			
Osteopathic Hospital of Maine	39,066	8	201	175	2,011	1,759	1,074	1,809	1,835	2,908	1,547	
Parkview Memorial Hospital	11,810			1					2	2	6	
Penobscot Bay Medical Center	28,772											
Penobscot Valley Hospital	5,823											
Redington-Fairview General Hosp	14,976										3	
Regional Memorial Hospital	16,585										27	10
Rumford Community Hospital	12,346											
Sebasticook Valley Hospital	3,658											
Southern Maine Medical Center	37,711	670	802	1,639	6,235	1,151	15,953	9,581	95	30	72	
St Andrew's Hospital	2,810											
St Joseph Hospital	21,545										11	
St Mary's General Hospital	51,627			14		21	143	53	1	175	48	
Stephens Memorial Hospital	13,967						6		1			
The Argoostook Medical Center	22,650							13			1	
Van Buren Community Hospital	1,243											
Waldo County General Hosp	9,077			4						3		
Waterville Osteopathic Hosp	16,477											
Westbrook Community Hosp	3,210	7	4	34	13	70	52	129	40	141	649	
York Hospital	15,794	5,503	7,681	123	257	3	34	11	3		19	

NOTE: Mid-Maine Medical Center includes Charles A. Dean Hospital, and The Argoostook Medical Center includes Community General Hospital and A. R. Gould Memorial Hospital. MCA=Maine Community Area.

Source of Data: 1986 Hospital Patient Origin File, Maine Health Care Finance Commission.

Table Prepared by Office of Data, Research, and Vital Statistics; Maine Department of Human Services. December, 1987.

filename: PT_DAYS2(61) on disk 03-057

Table 4 (Con't.)

Inpatient Days by Area of Patient Residence, by Hospital, 1986

Facility Name	MCA #11 Westbrook	MCA #12 Portland	MCA #13 Baldwin	MCA #14 Gray	MCA #15 Falmouth	MCA #16 Brunswick	MCA #17 Freeport	MCA #18 Bath	MCA #19 Damariscotta	MCA #20 Bridgton
All Facilities	14,969	77,974	11,202	13,509	10,345	16,397	11,577	14,740	13,154	19,413
Bath Memorial		58			4	435	22	6,485	555	
Blue Hill Memorial						3				
Calais Regional		1								
Cary Medical Center				1						
Castine Community Hosp										
Central Maine Med Ctr	12	87		414	56	351	296	287	44	620
Down East Community Hospital										
Eastern Maine Med Ctr	1	282		8		122		7	74	
Franklin Memorial Hosp	7	7		2						4
Henrietta D Goodall Hosp	1	25	140	6	12	1				8
Houlton Regional Hosp		6		8						
Jackson Brook Institute	554	3,160	667	640	405	416	521	369	177	949
James A. Taylor Hospital				2						
Kennebec Valley Medical Center		32				89	41	85	168	
Maine Coast Memorial Hosp		1								
Maine Medical Center	6,762	42,630	5,254	5,355	6,272	2,480	4,305	2,690	2,572	4,806
Mayo Regional Hosp		1								
Mercy Hospital	4,109	20,588	1,845	2,541	2,057	397	1,905	520	452	914
Mid-Maine Medical Center	2	111	19	9		30	11	155	122	16
Miles Memorial Hospital						5		644	4,489	
Millinocket Regional Hospital		10								
Mount Desert Island Hosp		5								
New England Rehab Hosp	11			18						
Northern Cumberland Mem Hosp	4	1	825	34	7	1			53	7,785
Northern Maine Medical Center										
Osteopathic Hospital of Maine	2,706	9,890	2,261	3,853	1,292	52	1,216	41	6	2,716
Parkview Memorial Hospital	4	51		6	37	4,751	1,428	1,389	243	10
Penobscot Bay Medical Center		14				15		79	746	
Penobscot Valley Hospital		4				2				
Redington-Fairview General Hosp		2				5				
Regional Memorial Hospital	15	83		7	127	6,847	1,607	1,502	856	7
Rumford Community Hospital		6								8
Sebastiack Valley Hospital										
Southern Maine Medical Center	14	50	73	2		13	7			
St Andrew's Hospital								52	2,581	
St Joseph Hospital	1	10								
St Mary's General Hospital	88	283		198	40	368	199	427		545
Stephens Memorial Hospital	7	4	11			2			7	923
The Arcoostook Medical Center						8				
Van Buren Community Hospital										
Waldo County General Hosp		7								
Waterville Osteopathic Hosp		1		2		2		8	9	
Westbrook Community Hosp	663	553	107	403	36	2	19			102
York Hospital	8	11								

NOTE: Mid-Maine Medical Center includes Charles A. Dean Hospital, and The Arcoostook Medical Center includes Community General Hospital and A. R. Gould Memorial Hospital. MCA=Maine Community Area.

Source of Data: 1986 Hospital Patient Origin File, Maine Health Care Finance Commission.

Table Prepared by Office of Data, Research, and Vital Statistics; Maine Department of Human Services. December, 1987.

filename: PT_DAYS2(61) on disk 03-057

Table 4 (Con't.)

Inpatient Days by Area of Patient Residence, by Hospital, 1986

Facility Name	MCA #21	MCA #22 Auburn	MCA #23 Lewiston	MCA #24 Lisbon	MCA #25 Topsham	MCA #26 Gardiner	MCA #27 Whitfield	MCA #28 Waldoboro	MCA #29 Rockland	MCA #30 Norway
	New Gloucester									
All Facilities	7,512	25,564	43,888	11,139	7,068	17,253	7,553	15,373	18,354	13,404
Bath Memorial		7	11	19	122	209	10	37	11	
Blue Hill Memorial										
Calais Regional		1								
Cary Medical Center			13							
Castine Community Hosp										
Central Maine Med Ctr	3,283	14,445	16,130	4,087	275	501	15		71	1,238
Down East Community Hospital										
Eastern Maine Med Ctr		5	7		32	204	88	504	785	
Franklin Memorial Hosp		10	24			9				
Henrietta D Goodall Hosp										
Houlton Regional Hosp										
Jackson Brook Institute	41	406	512	344	195	219		44	177	105
James A. Taylor Hospital										
Kennebec Valley Medical Center	5	18	65	19		11,652	2,634	225	68	
Maine Coast Memorial Hosp										
Maine Medical Center	1,330	1,256	1,676	1,263	1,276	1,439	464	1,559	1,843	916
Mayo Regional Hosp										
Mercy Hospital	204	94	196	68	81	213	11	125	169	191
Mid-Maine Medical Center		83	186	138	14	1,150	3,040	237	-152	165
Miles Memorial Hospital		8				44	225	888	10	
Millinocket Regional Hospital		3	3							
Mount Desert Island Hosp									13	
New England Rehab Hosp										
Northern Cumberland Mem Hosp	19		9	8						309
Northern Maine Medical Center										
Osteopathic Hospital of Maine	272	81	20	42	13		18	4		153
Parkview Memorial Hospital	16	42	41	1,054	1,760	574	22	5	8	68
Penobscot Bay Medical Center		5			6		171	11,406	14,416	
Penobscot Valley Hospital										
Redington-Fairview General Hosp			1				6			
Regional Memorial Hospital	12	174	38	763	3,166	476		7	102	
Rumford Community Hospital		7	19							4
Sebasticook Valley Hospital										
Southern Maine Medical Center		4	10							
St Andrew's Hospital										
St Joseph Hospital			1						7	
St Mary's General Hospital	1,591	8,830	24,857	3,323	128	406	10	98	64	1,365
Stephens Memorial Hospital	739	50	34							8,884
The Argoostook Medical Center										
Van Buren Community Hospital		4								
Waldo County General Hosp							8	178	458	
Waterville Osteopathic Hosp		8	11	11		157	831	56		
Westbrook Community Hosp		21	24							6
York Hospital		2								

NOTE: Mid-Maine Medical Center includes Charles A. Dean Hospital, and The Argoostook Medical Center includes Community General Hospital and A. R. Gould Memorial Hospital. MCA=Maine Community Area.

Source of Data: 1986 Hospital Patient Origin File, Maine Health Care Finance Commission.

Table Prepared by Office of Data, Research, and Vital Statistics; Maine Department of Human Services. December, 1987.

filename: PT DAYS2(61) on disk 03-057

Table 4 (Con't.)

Inpatient Days by Area of Patient Residence, by Hospital, 1986

Facility Name	MCA #31 Leeds	MCA #32 Monmouth	MCA #33 Augusta	MCA #34 Bethel	MCA #35 Jay	MCA #36 Belgrade	MCA #37 Waterville	MCA #38 Brooks	MCA #39 Belfast	MCA #40 Bucksport
All Facilities	6,638	8,183	27,812	10,324	7,435	7,903	26,451	8,644	8,456	9,066
Bath Memorial		20	32		7		2	10		
Blue Hill Memorial									6	374
Calais Regional										
Cary Medical Center							1			
Castine Community Hosp										131
Central Maine Med Ctr	3,645	1,084	266	1,666	1,535	19	49	8		
Down East Community Hospital										
Eastern Maine Med Ctr		41	341	6	25	293	205	1,016	1,735	5,854
Franklin Memorial Hosp	169	473		945	3,365	9				
Henrietta D Goodall Hosp										
Houlton Regional Hosp			4				1			
Jackson Brook Institute		111	379	79	140	39	34			33
James A. Taylor Hospital							4		12	148
Kennebec Valley Medical Center	65	4,413	19,816	12	77	429	291	31	3	
Maine Coast Memorial Hosp										70
Maine Medical Center	443	686	1,739	1,498	974	369	780	516	476	266
Mayo Regional Hosp			6							
Mercy Hospital	28	61	172	52	27	26	87	17		
Mid-Maine Medical Center	69	495	3,533	160	191	4,870	20,250	2,096	308	89
Miles Memorial Hospital			16							
Millinocket Regional Hospital										
Mount Desert Island Hosp									17	
New England Rehab Hosp										
Northern Cumberland Mem Hosp				10						
Northern Maine Medical Center										
Osteopathic Hospital of Maine	9	5	19	62			68	3		
Parkview Memorial Hospital			28	38						
Penobscot Bay Medical Center			23				2	318	466	76
Penobscot Valley Hospital			2							
Redington-Fairview General Hosp		2	4		14	94	20	7		
Regional Memorial Hospital	6	21	140	40			3			
Rumford Community Hospital	11		4	2,986	17					
Sebasticook Valley Hospital							3	27		
Southern Maine Medical Center			35							
St Andrew's Hospital							1			
St Joseph Hospital							1	5	81	1,238
St Mary's General Hospital	1,785	590	809	700	1,027	191	99			
Stephens Memorial Hospital	408			2,035	4		3			
The Aroostook Medical Center			3							
Van Buren Community Hospital										
Waldo County General Hosp			6				22	2,040	5,161	764
Waterville Osteopathic Hosp		178	416	31	32	1,564	4,525	2,524	188	23
Westbrook Community Hosp		3	19	4						
York Hospital									3	

NOTE: Mid-Maine Medical Center includes Charles A. Dean Hospital, and The Aroostook Medical Center includes Community General Hospital and A. R. Gould Memorial Hospital. MCA=Maine Community Area.

Source of Data: 1986 Hospital Patient Origin File, Maine Health Care Finance Commission.

Table Prepared by Office of Data, Research, and Vital Statistics; Maine Department of Human Services. December, 1987.

filename: PT_DAYS2(61) on disk 03-057

Table 4 (Con't.)

Inpatient Days by Area of Patient Residence, by Hospital, 1986

Facility Name	MCA #41 Rumford	MCA #42 Farmington	MCA #43 Skowhegan	MCA #44 Fairfield	MCA #45 Pittsfield	MCA #46 Rangely	MCA #47 Greenville	MCA #48 Dover-	MCA #49 Foxcroft Corinth
All Facilities	15,614	11,584	13,291	12,401	7,713	13,228	11,370	14,601	10,367
Bath Memorial							8		
Blue Hill Memorial									
Calais Regional									
Cary Medical Center									
Castine Community Hosp									
Central Maine Med Ctr	2,118	648	5	52		387	29		
Down East Community Hospital									
Eastern Maine Med Ctr	91	82	130	113	618	70	1,776	4,359	4,320
Franklin Memorial Hosp	298	7,128	68			3,675		7	
Henrietta D Goodall Hosp									
Houlton Regional Hosp								9	
Jackson Brook Institute	215	45	135	56		28			
James A. Taylor Hospital					9			115	431
Kennebec Valley Medical Center	54	57	217	103	30	87	16		6
Maine Coast Memorial Hosp								7	
Maine Medical Center	1,656	1,590	782	385	321	1,360	444	495	479
Mayo Regional Hosp			32		153	13	2,582	7,893	773
Mercy Hospital	253	169	78		10	66		26	
Mid-Maine Medical Center	137	1,220	4,349	8,252	2,746	2,474	3,514	290	1,530
Miles Memorial Hospital									
Millinocket Regional Hospital								351	
Mount Desert Island Hosp									
New England Rehab Hosp									
Northern Cumberland Mem Hosp									
Northern Maine Medical Center									
Osteopathic Hospital of Maine	25		93		3				
Parkview Memorial Hospital		24	6						
Penobscot Bay Medical Center	4								62
Penobscot Valley Hospital									
Redington-Fairview General Hosp		45	6,835	200	570	4,222	2,585	29	84
Regional Memorial Hospital	36								
Rumford Community Hospital	8,977	29				100			
Sebasticook Valley Hospital			7	160	2,184		27	137	971
Southern Maine Medical Center									
St Andrew's Hospital									
St Joseph Hospital				11	88		216	824	1,344
St Mary's General Hospital	1,211	462	49	59		391			
Stephens Memorial Hospital	539								
The Aroostook Medical Center									
Van Buren Community Hospital									
Waldo County General Hosp				2	18			5	
Waterville Osteopathic Hosp		85	505	3,008	963	355	138	67	367
Westbrook Community Hosp							9		
York Hospital								13	

NOTE: Mid-Maine Medical Center includes Charles A. Dean Hospital, and The Aroostook Medical Center includes Community General Hospital and A. R. Gould Memorial Hospital. MCA=Maine Community Area.

Source of Data: 1986 Hospital Patient Origin File, Maine Health Care Finance Commission.

Table Prepared by Office of Data, Research, and Vital Statistics; Maine Department of Human Services. December, 1987.

filename: PT_DAYS2(G1) on disk 03-057

Table 4 (Con't.)

Inpatient Days by Area of Patient Residence, by Hospital, 1986

Facility Name	MCA #51		MCA #52 Orono	MCA #53 Brewer	MCA #54 Ellsworth	MCA #55		MCA #57 Machias	MCA #58 Calais	MCA #59 Lincoln	MCA #60 Millinocket
	MCA #50 Bangor	Old Town				Deer Isle	MCA #56 Bar Harbor				
All Facilities	43,331	11,990	3,155	14,202	11,499	8,967	14,607	16,931	14,470	11,020	12,484
Bath Memorial	6										
Blue Hill Memorial	16			24	765	4,244	216	114	9		
Calais Regional	6							88	7,031		
Cary Medical Center	6										5
Castine Community Hosp						754					
Central Maine Med Ctr	19								11		
Down East Community Hospital	1						9	9,012	868		
Eastern Maine Med Ctr	31,547	8,572	2,529	11,268	2,819	2,490	3,086	3,880	4,853	3,950	4,142
Franklin Memorial Hosp											
Henrietta D Goodall Hosp											
Houlton Regional Hosp	2									33	460
Jackson Brook Institute	363										
James A. Taylor Hospital	2,514	241	114	383	15				12		
Kennebec Valley Medical Center	22				4				203		11
Maine Coast Memorial Hosp	25		8	40	5,259	466	3,187	2,093	104		
Maine Medical Center	638	356	26	225	296	181	372	573	380	322	358
Mayo Regional Hosp	6	46		6			4			371	155
Mercy Hospital	53			27				21	9		4
Mid-Maine Medical Center	243	22	3		374	257	212	12	9	5	106
Miles Memorial Hospital											
Millinocket Regional Hospital	14									372	6,756
Mount Desert Island Hosp	3				1,524	58	7,257	250	8		
New England Rehab Hosp											
Northern Cumberland Mem Hosp	2										
Northern Maine Medical Center											
Osteopathic Hospital of Maine	5							11			
Parkview Memorial Hospital	4										
Penobscot Bay Medical Center	57							22	107	10	
Penobscot Valley Hospital	15	104								5,284	43
Redington-Fairview General Hosp	9										
Regional Memorial Hospital	8										
Rumford Community Hospital											
Sebasticook Valley Hospital	18							5			
Southern Maine Medical Center											
St Andrew's Hospital											
St Joseph Hospital	7,438	2,583	475	2,229	428	517	264	827	859	648	376
St Mary's General Hospital	28	59								4	
Stephens Memorial Hospital									7		
The Aroostook Medical Center	8				15					21	68
Van Buren Community Hospital											
Waldo County General Hosp	60	7									
Waterville Osteopathic Hosp	195							23			
Westbrook Community Hosp											
York Hospital											

NOTE: Mid-Maine Medical Center includes Charles A. Dean Hospital, and The Aroostook Medical Center includes Community General Hospital and A. R. Gould Memorial Hospital. MCA=Maine Community Area.

Source of Data: 1986 Hospital Patient Origin File, Maine Health Care Finance Commission.

Table Prepared by Office of Data, Research, and Vital Statistics; Maine Department of Human Services. December, 1987.

filename: PT_DAYS2(61) on disk 03-057

Table 4 (Con't.)

Inpatient Days by Area of Patient Residence, by Hospital, 1986

Facility Name	MCA #						Residents of Unassigned Areas	Non-Maine Residents	
	#61 Houlton	#62 Presque Isle	#63 Fort Fairfield	#64 Caribou	#65 Madawaska	#66 Fort Kent		Inpatient Days	Percent of Total
All Facilities	16,515	17,995	8,412	10,605	9,623	9,422	8,873	25,631	2.5%
Bath Memorial							82	129	1.6%
Blue Hill Memorial							60	107	1.8%
Calais Regional							101	98	1.3%
Cary Medical Center	113	1,963	3,326	7,872	2,616	808	92	165	1.0%
Castine Community Hosp							26		0.0%
Central Maine Med Ctr		6	11				153	446	0.8%
Down East Community Hospital							50	292	2.9%
Eastern Maine Med Ctr	2,664	1,125	229	840	522	467	1,013	1,589	1.4%
Franklin Memorial Hosp							78	323	1.9%
Henrietta D Goodall Hosp							36	343	2.0%
Houlton Regional Hosp	10,748	79		4			133	63	0.5%
Jackson Brook Institute	61	58		54			1,322	1,262	5.9%
James A. Taylor Hospital							164	1	0.0%
Kennebec Valley Medical Center		18					375	355	0.8%
Maine Coast Memorial Hosp		6					53	229	2.0%
Maine Medical Center	696	1,513	713	456	438	504	536	9,582	5.3%
Mayo Regional Hosp	73						120	193	1.6%
Mercy Hospital	75	5		83	25		392	1,180	2.0%
Mid-Maine Medical Center		14	32	2			563	501	0.8%
Miles Memorial Hospital							35	172	2.6%
Millinocket Regional Hospital	609			5			112	82	1.0%
Mount Desert Island Hosp							119	368	3.8%
New England Rehab Hosp									0.0%
Northern Cumberland Mem Hosp							73	965	9.5%
Northern Maine Medical Center		15		45	3,174	6,397	100	1,004	9.4%
Osteopathic Hospital of Maine	10						244	546	1.4%
Parkview Memorial Hospital							129	61	0.5%
Penobscot Bay Medical Center							267	500	1.7%
Penobscot Valley Hospital	95	2					231	41	0.7%
Redington-Fairview General Hosp							70	169	1.1%
Regional Memorial Hospital							150	355	2.1%
Rumford Community Hospital							60	118	1.0%
Sebasticook Valley Hospital							63	56	1.5%
Southern Maine Medical Center	11				4		209	1,051	2.8%
St Andrew's Hospital							47	129	4.6%
St Joseph Hospital	405	27	16	78	36	82	281	138	0.6%
St Mary's General Hospital							582	306	0.6%
Stephens Memorial Hospital							96	207	1.5%
The Aroostook Medical Center	955	13,163	4,076	1,166	1,586	1,164	247	156	0.7%
Van Buren Community Hospital			9		1,222		8		0.0%
Waldo County General Hosp							147	187	2.1%
Waterville Osteopathic Hosp							96	98	0.6%
Westbrook Community Hosp							85	15	0.5%
York Hospital		1					73	2,049	13.0%

NOTE: Mid-Maine Medical Center includes Charles A. Dean Hospital, and The Aroostook Medical Center includes Community General Hospital and A. R. Gould Memorial Hospital. MCA=Maine Community Area.

Source of Data: 1986 Hospital Patient Origin File, Maine Health Care Finance Commission.

Table Prepared by Office of Data, Research, and Vital Statistics; Maine Department of Human Services. December, 1987.

filename: PT_DAYS2(61) on disk 03-057

Table 5

Actual Inpatient Days by Patient Residence, Percent by Hospital, 1986

Facility Name	Total	MCA #									
	Inpatient Days	#1 Berwick	#2 York	#3 Sanford	#4 Kennebunk	#5 Buxton	#6 Biddeford	#7 Saco	#8 Scarboro	#9 South Portland	#10 Gorham
All Facilities	100.0%	100.0%	100.0%	100.0%	100.0%	100.0%	100.0%	100.0%	100.0%	100.0%	100.0%
Bath Memorial	0.8%						0.01%				
Blue Hill Memorial	0.6%										
Calais Regional	0.7%								0.04%		
Cary Medical Center	1.7%									0.01%	
Castine Community Hosp	0.1%										
Central Maine Med Ctr	5.3%	0.10%		0.03%	0.08%		0.15%	0.09%	0.24%	0.23%	0.09%
Down East Community Hospital	1.0%									0.00%	
Eastern Maine Med Ctr	10.8%				0.15%		0.02%	0.05%		0.05%	0.08%
Franklin Memorial Hosp	1.6%							0.05%			
Henrietta D Goodall Hosp	1.6%	7.63%	5.68%	58.84%	2.16%	13.05%	0.35%	0.40%	0.14%	0.04%	0.01%
Houlton Regional Hosp	1.1%										
Jackson Brook Institute	2.1%	6.32%	2.22%	4.59%	1.51%	3.65%	3.38%	5.39%	7.57%	5.38%	6.14%
James A. Taylor Hospital	0.4%										
Kennebec Valley Medical Center	4.1%							0.02%		0.05%	
Maine Coast Memorial Hosp	1.1%									0.00%	
Maine Medical Center	17.5%	21.02%	13.69%	21.90%	20.83%	40.01%	19.92%	27.88%	49.51%	53.98%	48.04%
Mayo Regional Hosp	1.2%									0.01%	
Mercy Hospital	5.6%	3.14%	3.07%	5.63%	4.04%	11.48%	5.35%	6.03%	19.10%	29.25%	18.14%
Mid-Maine Medical Center	6.3%			0.06%		0.38%	0.21%		0.01%	0.21%	0.10%
Miles Memorial Hospital	0.6%										
Millinocket Regional Hospital	0.8%						0.03%				
Mount Desert Island Hosp	0.9%									0.02%	0.01%
New England Rehab Hosp	0.0%										
Northern Cumberland Mem Hosp	1.0%			0.04%		0.04%			0.05%	0.01%	0.05%
Northern Maine Medical Center	1.0%								0.01%		
Osteopathic Hospital of Maine	3.8%	0.08%	1.74%	0.79%	16.82%	18.39%	4.39%	9.37%	21.63%	9.50%	17.98%
Parkview Memorial Hospital	1.1%			0.00%				0.01%	0.02%		0.07%
Penobscot Bay Medical Center	2.8%										
Penobscot Valley Hospital	0.6%										
Redington-Fairview General Hosp	1.5%									0.01%	
Regional Memorial Hospital	1.6%									0.09%	0.12%
Rumford Community Hospital	1.2%										
Sebasticook Valley Hospital	0.4%										
Southern Maine Medical Center	3.7%	6.69%	6.95%	7.35%	52.15%	12.03%	65.22%	49.64%	1.12%	0.10%	0.84%
St Andrew's Hospital	0.3%										
St Joseph Hospital	2.1%									0.04%	
St Mary's General Hospital	5.0%			0.06%		0.22%	0.58%	0.27%	0.01%	0.57%	0.56%
Stephens Memorial Hospital	1.4%						0.02%		0.01%		
The Aroostook Medical Center	2.2%							0.07%		0.00%	
Van Buren Community Hospital	0.1%										
Waldo County General Hosp	0.9%			0.02%					0.04%		
Waterville Osteopathic Hosp	1.6%										
Westbrook Community Hosp	0.3%	0.07%	0.03%	0.15%	0.11%	0.73%	0.21%	0.67%	0.47%	0.46%	7.54%
York Hospital	1.5%	54.95%	66.61%	0.55%	2.15%	0.03%	0.14%	0.06%	0.04%		0.22%

NOTE: Mid-Maine Medical Center includes Charles A. Dean Hospital, and The Aroostook Medical Center includes Community General Hospital and A. R. Gould Memorial Hospital. MCA=Maine Community Area.

Source of Data: 1986 Hospital Patient Origin File, Maine Health Care Finance Commission.

Table Prepared by Office of Data, Research, and Vital Statistics; Maine Department of Human Services. December, 1987.

filename: PT_DAYS1(6101) on disk 03-057

Table 5 (Con't.)

Actual Inpatient Days by Patient Residence, Percent by Hospital, 1986

Facility Name	MCA #11 Westbrook	MCA #12 Portland	MCA #13 Baldwin	MCA #14 Gray	MCA #15 Falmouth	MCA #16 Brunswick	MCA #17 Freeport	MCA #18 Bath	MCA #19 Damariscotta	MCA #20 Bridgton
All Facilities	100.0%	100.0%	100.0%	100.0%	100.0%	100.0%	100.0%	100.0%	100.0%	100.0%
Bath Memorial		0.07%			0.04%	2.65%	0.19%	44.00%	4.22%	
Blue Hill Memorial						0.02%				
Calais Regional		0.00%								
Cary Medical Center				0.01%						
Castine Community Hosp										
Central Maine Med Ctr	0.08%	0.11%		3.06%	0.54%	2.14%	2.56%	1.95%	0.33%	3.19%
Down East Community Hospital										
Eastern Maine Med Ctr	0.01%	0.36%		0.06%		0.74%		0.05%	0.56%	
Franklin Memorial Hosp	0.05%	0.01%		0.01%						0.02%
Henrietta D Goodall Hosp	0.01%	0.03%	1.25%	0.04%	0.12%	0.01%				0.04%
Houlton Regional Hosp		0.01%		0.06%						
Jackson Brook Institute	3.70%	4.05%	5.95%	4.74%	3.91%	2.54%	4.50%	2.50%	1.35%	4.89%
James A. Taylor Hospital				0.01%						
Kennebec Valley Medical Center		0.04%				0.54%	0.35%	0.58%	1.28%	
Maine Coast Memorial Hosp		0.00%								
Maine Medical Center	45.17%	54.67%	46.90%	39.64%	60.63%	15.12%	37.19%	18.25%	19.55%	24.76%
Mayo Regional Hosp		0.00%								
Mercy Hospital	27.45%	26.40%	16.47%	18.81%	19.88%	2.42%	16.46%	3.53%	3.44%	4.71%
Mid-Maine Medical Center	0.01%	0.14%	0.17%	0.07%		0.18%	0.10%	1.05%	0.93%	0.08%
Miles Memorial Hospital						0.03%		4.37%	34.13%	
Millinocket Regional Hospital		0.01%								
Mount Desert Island Hosp		0.01%								
New England Rehab Hosp	0.07%			0.13%						
Northern Cumberland Mem Hosp	0.03%	0.00%	7.36%	0.25%	0.07%	0.01%			0.40%	40.10%
Northern Maine Medical Center										
Osteopathic Hospital of Maine	18.08%	12.68%	20.18%	28.52%	12.49%	0.32%	10.50%	0.28%	0.05%	13.99%
Parkview Memorial Hospital	0.03%	0.07%		0.04%	0.36%	28.97%	12.33%	9.42%	1.85%	0.05%
Penobscot Bay Medical Center		0.02%				0.09%		0.54%	5.67%	
Penobscot Valley Hospital		0.01%				0.01%				
Redington-Fairview General Hosp		0.00%				0.03%				
Regional Memorial Hospital	0.10%	0.11%		0.05%	1.23%	41.76%	13.88%	10.19%	6.51%	0.04%
Rumford Community Hospital		0.01%								0.04%
Sebastiack Valley Hospital										
Southern Maine Medical Center	0.09%	0.06%	0.65%	0.01%		0.08%	0.06%			
St Andrew's Hospital								0.35%	19.62%	
St Joseph Hospital	0.01%	0.01%								
St Mary's General Hospital	0.59%	0.36%		1.47%	0.39%	2.24%	1.72%	2.90%		2.81%
Stephens Memorial Hospital	0.05%	0.01%	0.10%			0.01%			0.05%	4.75%
The Aroostook Medical Center						0.05%				
Van Buren Community Hospital										
Waldo County General Hosp		0.01%								
Waterville Osteopathic Hosp		0.00%		0.01%		0.01%		0.05%	0.07%	
Westbrook Community Hosp	4.43%	0.71%	0.96%	2.98%	0.35%	0.01%	0.16%			0.53%
York Hospital	0.05%	0.01%								

NOTE: Mid-Maine Medical Center includes Charles A. Dean Hospital, and The Aroostook Medical Center includes Community General Hospital and A. R. Gould Memorial Hospital. MCA=Maine Community Area.

Source of Data: 1986 Hospital Patient Origin File, Maine Health Care Finance Commission.

Table Prepared by Office of Data, Research, and Vital Statistics; Maine Department of Human Services. December, 1987.

filename: PT_DAYS1(6101) on disk 03-057

Table 5 (Con't.)

Actual Inpatient Days by Patient Residence, Percent by Hospital, 1986

Facility Name	MCA #									
	New Gloucester	#22 Auburn	#23 Lewiston	#24 Lisbon	#25 Topsham	#26 Gardiner	#27 Whitfield	#28 Waldoboro	#29 Rockland	#30 Norway
All Facilities	100.0%	100.0%	100.0%	100.0%	100.0%	100.0%	100.0%	100.0%	100.0%	100.0%
Bath Memorial		0.03%	0.03%	0.17%	1.73%	1.21%	0.13%	0.24%	0.06%	
Blue Hill Memorial										
Calais Regional		0.00%								
Cary Medical Center			0.03%							
Castine Community Hosp										
Central Maine Med Ctr	43.70%	56.51%	36.75%	36.69%	3.89%	2.90%	0.20%		0.39%	9.24%
Down East Community Hospital										
Eastern Maine Med Ctr		0.02%	0.02%		0.45%	1.18%	1.17%	3.28%	4.28%	
Franklin Memorial Hosp		0.04%	0.05%			0.05%				
Henrietta D Goodall Hosp										
Houlton Regional Hosp										
Jackson Brook Institute	0.55%	1.59%	1.17%	3.09%	2.76%	1.27%		0.29%	0.96%	0.78%
James A. Taylor Hospital										
Kennebec Valley Medical Center	0.07%	0.07%	0.15%	0.17%		67.54%	34.87%	1.46%	0.37%	
Maine Coast Memorial Hosp										
Maine Medical Center	17.71%	4.91%	3.82%	11.34%	18.05%	8.34%	6.14%	10.14%	10.04%	6.83%
Mayo Regional Hosp										
Mercy Hospital	2.72%	0.37%	0.45%	0.61%	1.15%	1.23%	0.15%	0.81%	0.92%	1.42%
Mid-Maine Medical Center		0.32%	0.42%	1.24%	0.20%	6.67%	40.25%	1.54%	0.83%	1.23%
Miles Memorial Hospital		0.03%				0.26%	2.98%	5.78%	0.05%	
Millinocket Regional Hospital		0.01%	0.01%							
Mount Desert Island Hosp									0.07%	
New England Rehab Hosp										
Northern Cumberland Mem Hosp	0.25%		0.02%	0.07%						2.31%
Northern Maine Medical Center										
Osteopathic Hospital of Maine	3.62%	0.32%	0.05%	0.38%	0.18%		0.24%	0.03%		1.14%
Parkview Memorial Hospital	0.21%	0.16%	0.09%	9.46%	24.90%	3.33%	0.29%	0.03%	0.04%	0.51%
Penobscot Bay Medical Center		0.02%			0.08%		2.26%	74.20%	78.54%	
Penobscot Valley Hospital										
Redington-Fairview General Hosp			0.00%				0.08%			
Regional Memorial Hospital	0.16%	0.68%	0.09%	6.85%	44.79%	2.76%		0.05%	0.56%	0.03%
Rumford Community Hospital		0.03%	0.04%							
Sebasticook Valley Hospital										
Southern Maine Medical Center		0.02%	0.02%							
St Andrew's Hospital										
St Joseph Hospital			0.00%						0.04%	
St Mary's General Hospital	21.18%	34.54%	56.64%	29.83%	1.81%	2.35%	0.13%	0.64%	0.35%	10.18%
Stephens Memorial Hospital	9.84%	0.20%	0.08%							66.28%
The Aroostook Medical Center										
Van Buren Community Hospital		0.02%								
Waldo County General Hosp							0.11%	1.16%	2.50%	
Waterville Osteopathic Hosp		0.03%	0.03%	0.10%		0.91%	11.00%	0.36%		
Westbrook Community Hosp		0.08%	0.05%							0.04%
York Hospital		0.01%								

NOTE: Mid-Maine Medical Center includes Charles A. Dean Hospital, and The Aroostook Medical Center includes Community General Hospital and A. R. Gould Memorial Hospital. MCA=Maine Community Area.

Source of Data: 1986 Hospital Patient Origin File, Maine Health Care Finance Commission.

Table Prepared by Office of Data, Research, and Vital Statistics; Maine Department of Human Services. December, 1987.

filename: PT_DAYS1(G101) on disk 03-057

Table 5 (Con't.)

Actual Inpatient Days by Patient Residence, Percent by Hospital, 1986

Facility Name	MCA #31 Leeds	MCA #32 Monmouth	MCA #33 Augusta	MCA #34 Bethel	MCA #35 Jay	MCA #36 Belgrade	MCA #37 Waterville	MCA #38 Brooks	MCA #39 Belfast	MCA #40 Bucksport
All Facilities	100.0%	100.0%	100.0%	100.0%	100.0%	100.0%	100.0%	100.0%	100.0%	100.0%
Bath Memorial		0.24%	0.12%		0.09%		0.01%	0.12%		
Blue Hill Memorial									0.07%	4.13%
Calais Regional										
Cary Medical Center							0.00%			
Castine Community Hosp										1.44%
Central Maine Med Ctr	54.91%	13.25%	0.96%	16.14%	20.65%	0.24%	0.19%	0.09%		
Down East Community Hospital										
Eastern Maine Med Ctr		0.50%	1.23%	0.06%	0.34%	3.71%	0.78%	11.75%	20.52%	64.57%
Franklin Memorial Hosp	2.55%	5.78%		9.15%	45.26%	0.11%				
Henrietta D Goodall Hosp										
Houlton Regional Hosp			0.01%				0.00%			
Jackson Brook Institute		1.36%	1.36%	0.77%	1.88%	0.49%	0.13%			0.36%
James A. Taylor Hospital							0.02%	0.30%	0.14%	1.63%
Kennebec Valley Medical Center	0.98%	53.93%	71.25%	0.12%	1.04%	5.43%	1.10%	0.36%	0.04%	
Maine Coast Memorial Hosp										0.77%
Maine Medical Center	6.67%	8.38%	6.25%	14.51%	13.10%	4.67%	2.95%	5.97%	5.63%	2.93%
Mayo Regional Hosp			0.02%							
Mercy Hospital	0.42%	0.75%	0.62%	0.50%	0.36%	0.33%	0.33%	0.20%		
Mid-Maine Medical Center	1.04%	6.05%	12.70%	1.55%	2.57%	61.62%	76.56%	24.25%	3.64%	0.98%
Miles Memorial Hospital			0.06%							
Millinocket Regional Hospital										
Mount Desert Island Hosp									0.20%	
New England Rehab Hosp										
Northern Cumberland Mem Hosp				0.10%						
Northern Maine Medical Center										
Osteopathic Hospital of Maine	0.14%	0.06%	0.07%	0.60%			0.26%	0.03%		
Parkview Memorial Hospital			0.10%	0.37%						
Penobscot Bay Medical Center			0.08%				0.01%	3.68%	5.51%	0.84%
Penobscot Valley Hospital			0.01%							
Redington-Fairview General Hosp		0.02%	0.01%		0.19%	1.19%	0.08%	0.08%		
Regional Memorial Hospital	0.09%	0.26%	0.50%	0.39%			0.01%			
Rumford Community Hospital	0.17%		0.01%	28.92%	0.23%					
Sebasticook Valley Hospital							0.01%	0.31%		
Southern Maine Medical Center			0.13%							
St Andrew's Hospital							0.00%			
St Joseph Hospital							0.00%	0.06%	0.96%	13.66%
St Mary's General Hospital	26.89%	7.21%	2.91%	6.78%	13.81%	2.42%	0.37%			
Stephens Memorial Hospital	6.15%			19.71%	0.05%		0.01%			
The Arcoostook Medical Center			0.01%							
Van Buren Community Hospital										
Waldo County General Hosp			0.02%				0.08%	23.60%	61.03%	8.43%
Waterville Osteopathic Hosp		2.18%	1.50%	0.30%	0.43%	19.79%	17.11%	29.20%	2.22%	0.25%
Westbrook Community Hosp		0.04%	0.07%	0.04%						
York Hospital									0.04%	

NOTE: Mid-Maine Medical Center includes Charles A. Dean Hospital, and The Arcoostook Medical Center includes Community General Hospital and A. R. Gould Memorial Hospital. MCA=Maine Community Area.

Source of Data: 1986 Hospital Patient Origin File, Maine Health Care Finance Commission.

Table Prepared by Office of Data, Research, and Vital Statistics; Maine Department of Human Services. December, 1987.

filename: PT DAYS1(G101) on disk 03-057

Table 5 (Con't.)

Actual Inpatient Days by Patient Residence, Percent by Hospital, 1986

Facility Name	MCA #41 Rumford	MCA #42 Farvington	MCA #43 Skowhegan	MCA #44 Fairfield	MCA #45 Pittsfield	MCA #46 Rangely	MCA #47 Greenville	MCA #48 Dover- Foxcroft	MCA #49 Corinth
All Facilities	100.0%	100.0%	100.0%	100.0%	100.0%	100.0%	100.0%	100.0%	100.0%
Bath Memorial							0.07%		
Blue Hill Memorial									
Calais Regional									
Cary Medical Center									
Castine Community Hosp									
Central Maine Med Ctr	13.56%	5.59%	0.04%	0.42%		2.93%	0.26%		
Down East Community Hospital									
Eastern Maine Med Ctr	0.58%	0.71%	0.98%	0.91%	8.01%	0.53%	15.62%	29.85%	41.67%
Franklin Memorial Hosp	1.91%	61.53%	0.51%			27.78%		0.05%	
Henrietta D Goodall Hosp									
Houlton Regional Hosp								0.06%	
Jackson Brook Institute	1.38%	0.39%	1.02%	0.45%		0.21%			
James A. Taylor Hospital					0.12%			0.79%	4.16%
Kennebec Valley Medical Center	0.35%	0.49%	1.63%	0.83%	0.39%	0.66%	0.14%		0.06%
Maine Coast Memorial Hosp								0.05%	
Maine Medical Center	10.61%	13.73%	5.88%	3.10%	4.16%	10.28%	3.91%	3.39%	4.62%
Mayo Regional Hosp			0.24%		1.98%	0.10%	22.71%	54.06%	7.46%
Mercy Hospital	1.62%	1.46%	0.59%		0.13%	0.50%	0.23%		
Mid-Maine Medical Center	0.88%	10.53%	32.72%	66.54%	35.60%	18.70%	30.91%	1.99%	14.76%
Miles Memorial Hospital									
Millinocket Regional Hospital								2.40%	
Mount Desert Island Hosp									
New England Rehab Hosp									
Northern Cumberland Mem Hosp									
Northern Maine Medical Center									
Osteopathic Hospital of Maine	0.16%		0.70%		0.04%				
Parkview Memorial Hospital		0.21%	0.05%						
Penobscot Bay Medical Center	0.03%								0.60%
Penobscot Valley Hospital									
Redington-Fairview General Hosp		0.39%	51.43%	1.61%	7.39%	31.92%	22.74%	0.20%	0.81%
Regional Memorial Hospital	0.23%								
Rumford Community Hospital	57.49%	0.25%				0.76%			
Sebasticook Valley Hospital			0.05%	1.29%	28.32%		0.24%	0.94%	9.37%
Southern Maine Medical Center									
St Andrew's Hospital									
St Joseph Hospital				0.09%	1.14%		1.90%	5.64%	12.96%
St Mary's General Hospital	7.76%	3.99%	0.37%	0.48%		2.96%			
Stephens Memorial Hospital	3.45%								
The Aroostook Medical Center									
Van Buren Community Hospital									
Waldo County General Hosp				0.02%	0.23%			0.03%	
Waterville Osteopathic Hosp		0.73%	3.80%	24.26%	12.49%	2.68%	1.21%	0.46%	3.54%
Westbrook Community Hosp							0.08%		
York Hospital								0.09%	

NOTE: Mid-Maine Medical Center includes Charles A. Dean Hospital, and The Aroostook Medical Center includes Community General Hospital and A. R. Gould Memorial Hospital. MCA=Maine Community Area.

Source of Data: 1986 Hospital Patient Origin File, Maine Health Care Finance Commission.

Table Prepared by Office of Data, Research, and Vital Statistics; Maine Department of Human Services. December, 1987.

filename: PT_DAYS1(G101) on disk 03-057

Table 5 (Con't.)

Actual Inpatient Days by Patient Residence, Percent by Hospital, 1986

Facility Name	MCA #51		MCA #52 Orono	MCA #53 Brewer	MCA #54 Ellsworth	MCA #55 MCA #56		MCA #57 Machias	MCA #58 Calais	MCA #59 Lincoln	MCA #60 Millinocket
	MCA #50 Bangor	Old Town				Deer Isle	Bar Harbor				
All Facilities	100.0%	100.0%	100.0%	100.0%	100.0%	100.0%	100.0%	100.0%	100.0%	100.0%	100.0%
Bath Memorial	0.01%										
Blue Hill Memorial	0.04%			0.17%	6.65%	47.33%	1.48%	0.67%	0.06%		
Calais Regional	0.01%							0.52%	48.59%		
Cary Medical Center	0.01%										0.04%
Castine Community Hosp						8.41%					
Central Maine Med Ctr	0.04%								0.08%		
Down East Community Hospital	0.00%						0.06%	53.23%	6.00%		
Eastern Maine Med Ctr	72.80%	71.49%	80.16%	79.34%	24.52%	27.77%	21.13%	22.92%	33.54%	35.84%	33.18%
Franklin Memorial Hosp											
Henrietta D Goodall Hosp											
Houlton Regional Hosp	0.00%									0.30%	3.68%
Jackson Brook Institute	0.84%										
James A. Taylor Hospital	5.80%	2.01%	3.61%	2.70%	0.13%				0.08%		
Kennebec Valley Medical Center	0.05%				0.03%				1.40%		0.09%
Maine Coast Memorial Hosp	0.06%		0.25%	0.28%	45.73%	5.20%	21.82%	12.36%	0.72%		
Maine Medical Center	1.47%	2.97%	0.82%	1.58%	2.57%	2.02%	2.55%	3.38%	2.63%	2.92%	2.87%
Mayo Regional Hosp	0.01%	0.38%		0.04%			0.03%			3.37%	1.24%
Mercy Hospital	0.12%			0.19%				0.12%	0.06%		0.03%
Mid-Maine Medical Center	0.56%	0.18%	0.10%		3.25%	2.87%	1.45%	0.07%	0.06%	0.05%	0.85%
Miles Memorial Hospital											
Millinocket Regional Hospital	0.03%									3.38%	54.12%
Mount Desert Island Hosp	0.01%				13.25%	0.65%	49.68%	1.48%	0.06%		
New England Rehab Hosp											
Northern Cumberland Mem Hosp	0.00%										
Northern Maine Medical Center											
Osteopathic Hospital of Maine	0.01%							0.06%			
Parkview Memorial Hospital	0.01%										
Penobscot Bay Medical Center	0.13%							0.13%	0.74%	0.09%	
Penobscot Valley Hospital	0.03%	0.87%								47.95%	0.34%
Redington-Fairview General Hosp	0.02%										
Regional Memorial Hospital	0.02%										
Rumford Community Hospital											
Sebastiack Valley Hospital	0.04%							0.03%			
Southern Maine Medical Center											
St Andrew's Hospital											
St Joseph Hospital	17.17%	21.54%	15.06%	15.69%	3.72%	5.77%	1.81%	4.88%	5.94%	5.88%	3.01%
St Mary's General Hospital	0.06%	0.49%								0.04%	
Stephens Memorial Hospital									0.05%		
The Aroostook Medical Center	0.02%				0.13%					0.19%	0.54%
Van Buren Community Hospital											
Waldo County General Hosp	0.14%	0.06%									
Waterville Osteopathic Hosp	0.45%							0.14%			
Westbrook Community Hosp											
York Hospital											

NOTE: Mid-Maine Medical Center includes Charles A. Dean Hospital, and The Aroostook Medical Center includes Community General Hospital and A. R. Gould Memorial Hospital. MCA=Maine Community Area.

Source of Data: 1986 Hospital Patient Origin File, Maine Health Care Finance Commission.

Table Prepared by Office of Data, Research, and Vital Statistics; Maine Department of Human Services. December, 1987.

filename: PT_DAYS1(6101) on disk 03-057

Table 5 (Con't.)

Actual Inpatient Days by Patient Residence, Percent by Hospital, 1986

Facility Name	MCA #						Residents of	
	MCA #61 Houlton	MCA #62 Presque Isle	MCA #63 Fort Fairfield	MCA #64 Caribou	MCA #65 Madawaska	MCA #66 Fort Kent	Unassigned Areas	Non-Maine Residents
All Facilities	100.0%	100.0%	100.0%	100.0%	100.0%	100.0%	100.0%	100.0%
Bath Memorial							0.92%	0.50%
Blue Hill Memorial							0.68%	0.42%
Calais Regional							1.14%	0.38%
Cary Medical Center	0.68%	10.91%	39.54%	74.23%	27.18%	8.58%	1.04%	0.64%
Castine Community Hosp							0.29%	
Central Maine Med Ctr		0.03%	0.13%				1.72%	1.74%
Down East Community Hospital							0.56%	1.14%
Eastern Maine Med Ctr	16.13%	6.25%	2.72%	7.92%	5.42%	4.96%	11.42%	6.20%
Franklin Memorial Hosp							0.88%	1.26%
Henrietta D Goodall Hosp							0.41%	1.34%
Houlton Regional Hosp	65.08%	0.44%		0.04%			1.50%	0.25%
Jackson Brook Institute	0.37%	0.32%		0.51%			14.90%	4.92%
James A. Taylor Hospital							1.85%	0.00%
Kennebec Valley Medical Center		0.10%					4.23%	1.39%
Maine Coast Memorial Hosp		0.03%					0.60%	0.89%
Maine Medical Center	4.21%	8.41%	8.48%	4.30%	4.55%	5.35%	6.04%	37.38%
Mayo Regional Hosp	0.44%						1.35%	0.75%
Mercy Hospital	0.45%	0.03%		0.78%	0.26%		4.42%	4.60%
Mid-Maine Medical Center		0.08%	0.38%	0.02%			6.35%	1.95%
Miles Memorial Hospital							0.39%	0.67%
Millinocket Regional Hospital	3.69%			0.05%			1.26%	0.32%
Mount Desert Island Hosp							1.34%	1.44%
New England Rehab Hosp								
Northern Cumberland Mem Hosp							0.82%	3.76%
Northern Maine Medical Center		0.08%		0.42%	32.98%	67.89%	1.13%	3.92%
Osteopathic Hospital of Maine	0.06%						2.75%	2.13%
Parkview Memorial Hospital							1.45%	0.24%
Penobscot Bay Medical Center							3.01%	1.95%
Penobscot Valley Hospital	0.58%	0.01%					2.60%	0.16%
Redington-Fairview General Hosp							0.79%	0.66%
Regional Memorial Hospital							1.69%	1.39%
Rumford Community Hospital							0.68%	0.46%
Sebasticook Valley Hospital							0.71%	0.22%
Southern Maine Medical Center	0.07%				0.04%		2.36%	4.10%
St Andrew's Hospital							0.53%	0.50%
St Joseph Hospital	2.45%	0.15%	0.19%	0.74%	0.37%	0.87%	3.17%	0.54%
St Mary's General Hospital							6.56%	1.19%
Stephens Memorial Hospital							1.08%	0.81%
The Arrostook Medical Center	5.78%	73.15%	48.45%	10.99%	16.48%	12.35%	2.78%	0.61%
Van Buren Community Hospital			0.11%		12.70%		0.09%	
Waldo County General Hosp							1.66%	0.73%
Waterville Osteopathic Hosp							1.08%	0.38%
Westbrook Community Hosp							0.96%	0.06%
York Hospital		0.01%					0.82%	7.99%

NOTE: Mid-Maine Medical Center includes Charles A. Dean Hospital, and The Arrostook Medical Center includes Community General Hospital and A. R. Gould Memorial Hospital. MCA=Maine Community Area.

Source of Data: 1986 Hospital Patient Origin File, Maine Health Care Finance Commission.

Table Prepared by Office of Data, Research, and Vital Statistics; Maine Department of Human Services, December, 1987.

filename: PT_DAYS1(8101) on disk 03-057

Table 6

Expected Inpatient Days by Patient Residence, by Hospital, 1990

Facility Name	Total Resident Inpatient Days	MCA #									
		MCA #1 Berwick	MCA #2 York	MCA #3 Sanford	MCA #4 Kennebunk	MCA #5 Buxton	MCA #6 Biddeford	MCA #7 Saco	MCA #8 Scarboro	MCA #9 South Portland	MCA #10 Gorham
All Facilities	1,021,501	9,911	12,104	22,368	13,204	10,198	26,517	19,605	8,093	31,948	8,859
Bath Memorial	8,051						3				
Blue Hill Memorial	6,245										
Calais Regional	7,267								3		
Cary Medical Center	16,044									4	
Castine Community Hosp	962										
Central Maine Med Ctr	54,812	10		6	11		40	18	19	74	8
Down East Community Hospital	10,033									1	
Eastern Maine Med Ctr	110,555				20		5	10		17	7
Franklin Memorial Hosp	16,520							9			
Henrietta D Goodall Hosp	16,632	756	687	13,160	285	1,330	93	79	11	11	1
Houlton Regional Hosp	11,283										
Jackson Brook Institute	19,801	626	269	1,026	200	372	896	1,057	612	1,719	544
James A. Taylor Hospital	4,167										
Kennebec Valley Medical Center	42,454							4		15	
Maine Coast Memorial Hosp	11,897									1	
Maine Medical Center	174,275	2,083	1,657	4,898	2,750	4,080	5,282	5,465	4,007	17,246	4,256
Mayo Regional Hosp	12,691									2	
Mercy Hospital	57,778	311	372	1,258	533	1,171	1,419	1,181	1,546	9,344	1,607
Mid-Maine Medical Center	65,657			14		38	56		1	66	9
Miles Memorial Hospital	6,919										
Millinocket Regional Hospital	8,044						9				
Mount Desert Island Hosp	9,713									5	1
New England Rehab Hosp	30										
Northern Cumberland Mem Hosp	9,667			8		4			4	4	4
Northern Maine Medical Center	9,087								1		
Osteopathic Hospital of Maine	39,665	8	211	176	2,221	1,875	1,164	1,837	1,750	3,034	1,593
Parkview Memorial Hospital	12,138			1				2	2		6
Penobscot Bay Medical Center	29,542										
Penobscot Valley Hospital	5,628										
Redington-Fairview General Hosp	15,295									3	
Regional Memorial Hospital	16,820									28	10
Rumford Community Hospital	12,469										
Sebastiack Valley Hospital	3,735										
Southern Maine Medical Center	38,779	663	842	1,645	6,886	1,227	17,293	9,731	91	31	74
St Andrew's Hospital	2,955										
St Joseph Hospital	21,630									11	
St Mary's General Hospital	51,908			14		22	155	54	1	183	49
Stephens Memorial Hospital	14,158						7		1		
The Aroostook Medical Center	22,012							13		1	
Van Buren Community Hospital	1,123										
Waldo County General Hosp	8,962			4						3	
Waterville Osteopathic Hosp	16,826										
Westbrook Community Hosp	3,222	7	4	34	14	75	56	131	38	147	668
York Hospital	14,051	5,446	8,062	123	284	3	37	11	3		20

NOTES: Mid-Maine Medical Center includes Charles A. Dean Hospital, and The Aroostook Medical Center includes Community General Hospital and A. R. Gould Memorial Hospital. MCA=Maine Community Area. Expected inpatient days by area are from Tables 2 and 3 of this report, and are distributed by hospital using the percents from Table 5.

Table Prepared by Office of Data, Research, and Vital Statistics; Maine Department of Human Services. December, 1987.

filename: PT_DAYS2(6101) on disk 03-058

Table 6 (Con't.)

Expected Inpatient Days by Patient Residence, by Hospital, 1990

Facility Name	MCA #11 Westbrook	MCA #12 Portland	MCA #13 Baldwin	MCA #14 Gray	MCA #15 Falmouth	MCA #16 Brunswick	MCA #17 Freeport	MCA #18 Bath	MCA #19 Damariscotta	MCA #20 Bridgton
All Facilities	15,002	79,089	12,031	14,274	10,295	17,603	12,201	14,376	14,724	20,581
Bath Memorial		59			4	467	23	6,325	621	
Blue Hill Memorial						3				
Calais Regional		1								
Cary Medical Center				1						
Castine Community Hosp										
Central Maine Med Ctr	12	88		437	56	377	312	280	49	657
Down East Community Hospital										
Eastern Maine Med Ctr	1	286		8		131		7	83	
Franklin Memorial Hosp	7	7		2						4
Henrietta D Goodall Hosp	1	25	150	6	12	1				8
Houlton Regional Hosp		6		8						
Jackson Brook Institute	555	3,205	716	676	403	447	549	360	198	1,006
James A. Taylor Hospital				2						
Kennebec Valley Medical Center		32				96	43	83	188	
Maine Coast Memorial Hosp		1								
Maine Medical Center	6,777	43,240	5,643	5,658	6,242	2,662	4,537	2,624	2,879	5,095
Mayo Regional Hosp		1								
Mercy Hospital	4,118	20,882	1,982	2,685	2,047	426	2,008	507	506	969
Mid-Maine Medical Center	2	113	20	10		32	12	151	137	17
Miles Memorial Hospital						5		628	5,025	
Millinocket Regional Hospital		10								
Mount Desert Island Hosp		5								
New England Rehab Hosp	11			19						
Northern Cumberland Mem Hosp	4	1	886	36	7	1			59	8,253
Northern Maine Medical Center										
Osteopathic Hospital of Maine	2,712	10,031	2,428	4,071	1,286	56	1,282	40	7	2,879
Parkview Memorial Hospital	4	52		6	37	5,100	1,505	1,355	272	11
Penobscot Bay Medical Center		14				16		77	835	
Penobscot Valley Hospital		4				2				
Redington-Fairview General Hosp		2				5				
Regional Memorial Hospital	15	84		7	126	7,351	1,694	1,465	958	7
Rumford Community Hospital		6								8
Sebasticook Valley Hospital										
Southern Maine Medical Center	14	51	78	2		14	7			
St Andrew's Hospital								51	2,889	
St Joseph Hospital	1	10								
St Mary's General Hospital	88	287		209	40	395	210	416		578
Stephens Memorial Hospital	7	4	12			2			8	979
The Argoostook Medical Center						9				
Van Buren Community Hospital										
Waldo County General Hosp		7								
Waterville Osteopathic Hosp		1		2		2		8	10	
Westbrook Community Hosp	664	561	115	426	36	2	20			108
York Hospital	8	11								

NOTES: Mid-Maine Medical Center includes Charles A. Dean Hospital, and The Argoostook Medical Center includes Community General Hospital and A. R. Gould Memorial Hospital. MCA=Maine Community Area. Expected inpatient days by area are from Tables 2 and 3 of this report, and are distributed by hospital using the percents from Table 5.

Table Prepared by Office of Data, Research, and Vital Statistics; Maine Department of Human Services. December, 1987.

filename: PT_DAYS2(6101) on disk 03-058

Table 6 (Con't.)

Expected Inpatient Days by Patient Residence, by Hospital, 1990

Facility Name	MCA #									
	MCA #21 New Gloucester	MCA #22 Auburn	MCA #23 Lewiston	MCA #24 Lisbon	MCA #25 Topsham	MCA #26 Gardiner	MCA #27 Whitfield	MCA #28 Waldoboro	MCA #29 Rockland	MCA #30 Norway
All Facilities	7,460	25,436	44,947	11,578	7,019	17,827	7,911	16,164	19,304	14,029
Bath Memorial		7	11	20	121	216	10	39	12	
Blue Hill Memorial										
Calais Regional		1								
Cary Medical Center			13							
Castine Community Hosp										
Central Maine Med Ctr	3,260	14,373	16,519	4,248	273	518	16		75	1,296
Down East Community Hospital										
Eastern Maine Med Ctr		5	7		32	211	92	530	826	
Franklin Memorial Hosp		10	25			9				
Henrietta D Goodall Hosp										
Houlton Regional Hosp										
Jackson Brook Institute	41	404	524	358	194	226		46	186	110
James A. Taylor Hospital										
Kennebec Valley Medical Center	5	18	67	20		12,040	2,759	237	72	
Maine Coast Memorial Hosp										
Maine Medical Center	1,321	1,250	1,716	1,313	1,267	1,487	486	1,639	1,938	959
Mayo Regional Hosp										
Mercy Hospital	203	94	201	71	80	220	12	131	178	200
Mid-Maine Medical Center		83	190	143	14	1,188	3,184	249	160	173
Miles Memorial Hospital		8				45	236	934	11	
Millinocket Regional Hospital		3	3							
Mount Desert Island Hosp									14	
New England Rehab Hosp										
Northern Cumberland Mem Hosp	19		9	8						323
Northern Maine Medical Center										
Osteopathic Hospital of Maine	270	81	20	44	13		19	4		160
Parkview Memorial Hospital	16	42	42	1,096	1,748	593	23	5	8	71
Penobscot Bay Medical Center		5			6		179	11,993	15,162	
Penobscot Valley Hospital										
Redington-Fairview General Hosp			1				6			
Regional Memorial Hospital	12	173	39	793	3,144	492		7	107	
Rumford Community Hospital		7	19							4
Sebasticook Valley Hospital										
Southern Maine Medical Center		4	10							
St Andrew's Hospital										
St Joseph Hospital			1						7	
St Mary's General Hospital	1,580	8,786	25,457	3,454	127	420	10	103	67	1,429
Stephens Memorial Hospital	734	50	35							9,298
The Arrostook Medical Center										
Van Buren Community Hospital		4								
Waldo County General Hosp							8	187	482	
Waterville Osteopathic Hosp		8	11	11		162	870	59		
Westbrook Community Hosp		21	25							6
York Hospital		2								

NOTES: Mid-Maine Medical Center includes Charles A. Dean Hospital, and The Arrostook Medical Center includes Community General Hospital and A. R. Gould Memorial Hospital. MCA=Maine Community Area. Expected inpatient days by area are from Tables 2 and 3 of this report, and are distributed by hospital using the percents from Table 5.

Table Prepared by Office of Data, Research, and Vital Statistics; Maine Department of Human Services. December, 1987.

filename: PT_DAYS2(G101) on disk 03-058

Table 6 (Con't.)

Expected Inpatient Days by Patient Residence, by Hospital, 1990

Facility Name	MCA #31 Leeds	MCA #32 Monmouth	MCA #33 Augusta	MCA #34 Bethel	MCA #35 Jay	MCA #36 Belgrade	MCA #37 Waterville	MCA #38 Brooks	MCA #39 Belfast	MCA #40 Bucksport
All Facilities	6,766	8,439	28,541	10,168	7,309	8,127	26,419	8,970	8,549	9,111
Bath Memorial		21	33		7		2	10		
Blue Hill Memorial									6	376
Calais Regional										
Cary Medical Center							1			
Castine Community Hosp										132
Central Maine Med Ctr	3,715	1,118	273	1,641	1,509	20	49	8		
Down East Community Hospital										
Eastern Maine Med Ctr		42	350	6	25	301	205	1,054	1,754	5,883
Franklin Memorial Hosp	172	488		931	3,308	9				
Henrietta D Goodall Hosp										
Houlton Regional Hosp			4				1			
Jackson Brook Institute		114	389	78	138	40	34			33
James A. Taylor Hospital							4	27	12	149
Kennebec Valley Medical Center	66	4,551	20,335	12	76	441	291	32	3	
Maine Coast Memorial Hosp										70
Maine Medical Center	452	707	1,785	1,475	957	379	779	535	481	267
Mayo Regional Hosp			6							
Mercy Hospital	29	63	177	51	27	27	87	18		
Mid-Maine Medical Center	70	510	3,626	158	188	5,008	20,226	2,175	311	89
Miles Memorial Hospital			16							
Millinocket Regional Hospital										
Mount Desert Island Hosp									17	
New England Rehab Hosp										
Northern Cumberland Mem Hosp				10						
Northern Maine Medical Center										
Osteopathic Hospital of Maine	9	5	19	61			68	3		
Parkview Memorial Hospital			29	37						
Penobscot Bay Medical Center			24				2	330	471	76
Penobscot Valley Hospital			2							
Redington-Fairview General Hosp		2	4		14	97	20	7		
Regional Memorial Hospital	6	22	144	39			3			
Rumford Community Hospital	11		4	2,941	17					
Sebasticook Valley Hospital							3	28		
Southern Maine Medical Center			36							
St Andrew's Hospital							1			
St Joseph Hospital							1	5	82	1,244
St Mary's General Hospital	1,819	608	830	689	1,010	196	99			
Stephens Memorial Hospital	416			2,004	4		3			
The Aroostook Medical Center			3							
Van Buren Community Hospital										
Waldo County General Hosp			6				22	2,117	5,218	768
Waterville Osteopathic Hosp		184	427	31	31	1,608	4,520	2,619	190	23
Westbrook Community Hosp		3	19	4						
York Hospital									3	

NOTES: Mid-Maine Medical Center includes Charles A. Dean Hospital, and The Aroostook Medical Center includes Community General Hospital and A. R. Gould Memorial Hospital. MCA=Maine Community Area. Expected inpatient days by area are from Tables 2 and 3 of this report, and are distributed by hospital using the percents from Table 5.

Table Prepared by Office of Data, Research, and Vital Statistics; Maine Department of Human Services. December, 1987.

filename: PT_DAYS2(G101) on disk 03-058

Table 6 (Con't.)

Expected Inpatient Days by Patient Residence, by Hospital, 1990

Facility Name	MCA #41 Rumford	MCA #42 Farmington	MCA #43 Skowhegan	MCA #44 Fairfield	MCA #45 Pittsfield	MCA #46 Rangely	MCA #47 Greenville	MCA #48 Dover-Foxcroft	MCA #49 Corinth
All Facilities	16,172	11,834	13,624	13,228	8,086	13,848	11,880	15,296	10,904
Bath Memorial							8		
Blue Hill Memorial									
Calais Regional									
Cary Medical Center									
Castine Community Hosp									
Central Maine Med Ctr	2,194	662	5	55		405	30		
Down East Community Hospital									
Eastern Maine Med Ctr	94	84	133	121	648	73	1,856	4,566	4,544
Franklin Memorial Hosp	309	7,282	70			3,847		7	
Henrietta D Goodall Hosp									
Houlton Regional Hosp								9	
Jackson Brook Institute	223	46	138	60		29			
James A. Taylor Hospital					9			120	453
Kennebec Valley Medical Center	56	58	222	110	31	91	17		6
Maine Coast Memorial Hosp								7	
Maine Medical Center	1,715	1,624	802	411	337	1,424	464	519	504
Mayo Regional Hosp			33		160	14	2,698	8,269	813
Mercy Hospital	262	173	80		10	69	27		
Mid-Maine Medical Center	142	1,246	4,458	8,802	2,879	2,590	3,672	304	1,609
Miles Memorial Hospital									
Millinocket Regional Hospital								368	
Mount Desert Island Hosp									
New England Rehab Hosp									
Northern Cumberland Mem Hosp									
Northern Maine Medical Center									
Osteopathic Hospital of Maine	26		95		3				
Parkview Memorial Hospital		25	6						
Penobscot Bay Medical Center	4								65
Penobscot Valley Hospital									
Redington-Fairview General Hosp		46	7,006	213	598	4,420	2,701	30	88
Regional Memorial Hospital	37								
Rumford Community Hospital	9,298	30				105			
Sebasticook Valley Hospital			7	171	2,290		28	144	1,021
Southern Maine Medical Center									
St Andrew's Hospital									
St Joseph Hospital				12	92		226	863	1,414
St Mary's General Hospital	1,254	472	50	63		409			
Stephens Memorial Hospital	558								
The Aroostook Medical Center									
Van Buren Community Hospital									
Waldo County General Hosp				2	19			5	
Waterville Osteopathic Hosp		87	518	3,209	1,010	372	144	70	386
Westbrook Community Hosp							9		
York Hospital								14	

NOTES: Mid-Maine Medical Center includes Charles A. Dean Hospital, and The Aroostook Medical Center includes Community General Hospital and A. R. Gould Memorial Hospital. MCA=Maine Community Area. Expected inpatient days by area are from Tables 2 and 3 of this report, and are distributed by hospital using the percents from Table 5.

Table Prepared by Office of Data, Research, and Vital Statistics; Maine Department of Human Services. December, 1987.

filename: PT_DAYS2(6101) on disk 03-058

Table 6 (Con't.)
 Expected Inpatient Days by Patient Residence, by Hospital, 1990

Facility Name	MCA #51		MCA #52	MCA #53	MCA #54	MCA #55		MCA #57	MCA #58	MCA #59	MCA #60
	MCA #50 Bangor	Old Town				Deer Isle	Bar Harbor				
All Facilities	44,482	12,111	2,645	14,490	12,281	9,782	15,455	17,144	14,684	11,031	12,236
Bath Memorial	6										
Blue Hill Memorial	16			24	817	4,630	229	115	9		
Calais Regional	6							89	7,135		
Cary Medical Center	6										5
Castine Community Hosp						823					
Central Maine Med Ctr	20									11	
Down East Community Hospital	1						10	9,125	881		
Eastern Maine Med Ctr	32,385	8,659	2,120	11,497	3,011	2,716	3,265	3,929	4,925	3,954	4,060
Franklin Memorial Hosp											
Henrietta D Goodall Hosp											
Houlton Regional Hosp	2									33	451
Jackson Brook Institute	373										
James A. Taylor Hospital	2,581	243	96	391	16				12		
Kennebec Valley Medical Center	23				4				206		11
Maine Coast Memorial Hosp	26		7	41	5,617	508	3,372	2,119	106		
Maine Medical Center	655	360	22	230	316	197	394	580	386	322	351
Mayo Regional Hosp	6	46		6			4			371	152
Mercy Hospital	54			28					21	9	4
Mid-Maine Medical Center	249	22	3		399	280	224	12	9	5	104
Miles Memorial Hospital											
Millinocket Regional Hospital	14									372	6,622
Mount Desert Island Hosp	3				1,628	63	7,678	253	8		
New England Rehab Hosp											
Northern Cumberland Mem Hosp	2										
Northern Maine Medical Center											
Osteopathic Hospital of Maine	5							11			
Parkview Memorial Hospital	4										
Penobscot Bay Medical Center	59							22	109	10	
Penobscot Valley Hospital	15	105								5,289	42
Redington-Fairview General Hosp	9										
Regional Memorial Hospital	8										
Rumford Community Hospital											
Sebasticook Valley Hospital	18							5			
Southern Maine Medical Center											
St Andrew's Hospital											
St Joseph Hospital	7,636	2,609	398	2,274	457	564	279	837	872	649	369
St Mary's General Hospital	29	60								4	
Stephens Memorial Hospital									7		
The Arrostook Medical Center	8				16					21	67
Van Buren Community Hospital											
Waldo County General Hosp	62	7									
Waterville Osteopathic Hosp	200							23			
Westbrook Community Hosp											
York Hospital											

NOTES: Mid-Maine Medical Center includes Charles A. Dean Hospital, and The Arrostook Medical Center includes Community General Hospital and A. R. Gould Memorial Hospital. MCA=Maine Community Area. Expected inpatient days by area are from Tables 2 and 3 of this report, and are distributed by hospital using the percents from Table 5.

Table Prepared by Office of Data, Research, and Vital Statistics; Maine Department of Human Services. December, 1987.

filename: PT_DAYS2(6101) on disk 03-058

Table 6 (Con't.)

Expected Inpatient Days by Patient Residence, by Hospital, 1990

Facility Name	MCA #61 Houlton	MCA #62 Presque Isle	MCA #63 Fort Fairfield	MCA #64 Caribou	MCA #65 Madawaska	MCA #66 Fort Kent	Residents of Unassigned Areas
All Facilities	16,355	17,938	8,412	10,031	8,723	9,015	2,757
Bath Memorial							25
Blue Hill Memorial							19
Calais Regional							31
Cary Medical Center	112	1,957	3,326	7,446	2,371	773	29
Castine Community Hosp							8
Central Maine Med Ctr		6	11				48
Down East Community Hospital							16
Eastern Maine Med Ctr	2,638	1,121	229	795	473	447	315
Franklin Memorial Hosp							24
Henrietta D Goodall Hosp							11
Houlton Regional Hosp	10,644	79		4			41
Jackson Brook Institute	60	58		51			411
James A. Taylor Hospital							51
Kennebec Valley Medical Center		18					117
Maine Coast Memorial Hosp		6					16
Maine Medical Center	689	1,508	713	431	397	482	167
Mayo Regional Hosp	72						37
Mercy Hospital	74	5		79	23		122
Mid-Maine Medical Center		14	32	2			175
Miles Memorial Hospital							11
Millinocket Regional Hospital	603			5			35
Mount Desert Island Hosp							37
New England Rehab Hosp							23
Northern Cumberland Mem Hosp							31
Northern Maine Medical Center		15		43	2,877	6,121	
Osteopathic Hospital of Maine	10						76
Parkview Memorial Hospital							40
Penobscot Bay Medical Center							83
Penobscot Valley Hospital	94	2					72
Redington-Fairview General Hosp							22
Regional Memorial Hospital							47
Rumford Community Hospital							19
Sebasticook Valley Hospital							20
Southern Maine Medical Center	11				4		65
St Andrew's Hospital							15
St Joseph Hospital	401	27	16	74	33	78	87
St Mary's General Hospital							181
Stephens Memorial Hospital							30
The Aroostook Medical Center	946	13,121	4,076	1,103	1,438	1,114	77
Van Buren Community Hospital			9		1,108		2
Waldo County General Hosp							46
Waterville Osteopathic Hosp							30
Westbrook Community Hosp							26
York Hospital		1					23

NOTES: Mid-Maine Medical Center includes Charles A. Dean Hospital, and The Aroostook Medical Center includes Community General Hospital and A. R. Gould Memorial Hospital. MCA=Maine Community Area. Expected inpatient days by area are from Tables 2 and 3 of this report, and are distributed by hospital using the percents from Table 5.

Table Prepared by Office of Data, Research, and Vital Statistics; Maine Department of Human Services. December, 1987.

filename: PT_DAYS2(G101) on disk 03-058

Table 7

Expected Inpatient Days by Patient Residence, by Hospital, 1995

Facility Name	Total Resident Inpatient Days	MCA #									
		1 Berwick	2 York	3 Sanford	4 Kennebunk	5 Buxton	6 Biddeford	7 Saco	8 Scarboro	9 Portland	10 Gorham
All Facilities	1,042,481	10,205	13,136	23,781	14,134	11,199	27,851	20,131	7,788	32,563	9,395
Bath Memorial	8,107						3				
Blue Hill Memorial	6,607										
Calais Regional	7,134								3		
Cary Medical Center	15,159										4
Castine Community Hosp	1,016										
Central Maine Med Ctr	55,210	10		6		12		42	19	18	75
Down East Community Hospital	10,045										1
Eastern Maine Med Ctr	111,366					21		6	10		17
Franklin Memorial Hosp	16,777								9		
Henrietta D Goodall Hosp	17,716	779	746	13,992		305	1,461	98	81	11	12
Houlton Regional Hosp	11,071										
Jackson Brook Institute	20,467	645	292	1,090		214	409	942	1,086	589	1,752
James A. Taylor Hospital	4,220										
Kennebec Valley Medical Center	43,109								4		15
Maine Coast Memorial Hosp	12,424										1
Maine Medical Center	179,621	2,145	1,799	5,208		2,944	4,480	5,548	5,612	3,856	17,578
Mayo Regional Hosp	13,043										2
Mercy Hospital	59,517	320	403	1,338		571	1,285	1,490	1,213	1,488	9,524
Mid-Maine Medical Center	66,416			15			42	59		1	67
Miles Memorial Hospital	7,422										10
Millinocket Regional Hospital	7,826							9			
Mount Desert Island Hosp	10,071										5
New England Rehab Hosp	31										1
Northern Cumberland Mem Hosp	10,404			9			5			4	4
Northern Maine Medical Center	8,229									1	
Osteopathic Hospital of Maine	41,297	8	229	187		2,377	2,059	1,223	1,887	1,684	3,092
Parkview Memorial Hospital	12,695			1					2	2	1,689
Penobscot Bay Medical Center	30,864										7
Penobscot Valley Hospital	5,590										
Redington-Fairview General Hosp	15,801										3
Regional Memorial Hospital	17,597										29
Rumford Community Hospital	12,344										11
Sebasticook Valley Hospital	3,892										
Southern Maine Medical Center	40,722	683	914	1,749		7,371	1,347	18,163	9,992	87	32
St Andrew's Hospital	3,207										79
St Joseph Hospital	21,827										12
St Mary's General Hospital	52,090			15			25	163	55	1	186
Stephens Memorial Hospital	14,688							7		1	52
The Aroostook Medical Center	21,309								14		1
Van Buren Community Hospital	966										
Waldo County General Hosp	9,200			4							3
Waterville Osteopathic Hosp	17,111										
Westbrook Community Hosp	3,341	7	5	36		15	82	59	135	37	150
York Hospital	14,932	5,608	8,749	131		304	4	39	11	3	709

NOTES: Mid-Maine Medical Center includes Charles A. Dean Hospital, and The Aroostook Medical Center includes Community General Hospital and A. R. Gould Memorial Hospital. MCA=Maine Community Area. Expected inpatient days by area are from Tables 2 and 3 of this report, and are distributed by hospital using the percents from Table 5.

Table Prepared by Office of Data, Research, and Vital Statistics; Maine Department of Human Services. December, 1987.

filename: PT_DAYS3(6101) on disk 03-059

Table 7 (Con't.)

Expected Inpatient Days by Patient Residence, by Hospital, 1995

Facility Name	MCA #11 Westbrook	MCA #12 Portland	MCA #13 Baldwin	MCA #14 Gray	MCA #15 Falmouth	MCA #16 Brunswick	MCA #17 Freeport	MCA #18 Bath	MCA #19 Damariscotta	MCA #20 Bridgton
All Facilities	14,815	81,178	13,079	15,442	10,025	18,592	12,986	14,272	16,008	22,165
Bath Memorial		60			4	493	25	6,279	675	
Blue Hill Memorial						3				
Calais Regional		1								
Cary Medical Center				1						
Castine Community Hosp										
Central Maine Med Ctr	12	91		473	54	398	332	278	54	708
Down East Community Hospital										
Eastern Maine Med Ctr	1	294		9		138		7	90	
Franklin Memorial Hosp	7	7		2						5
Henrietta D Goodall Hosp	1	26	163	7	12	1				9
Houlton Regional Hosp		6		9						
Jackson Brook Institute	548	3,290	779	732	392	472	584	357	215	1,084
James A. Taylor Hospital				2						
Kennebec Valley Medical Center		33				101	46	82	204	
Maine Coast Memorial Hosp		1								
Maine Medical Center	6,692	44,382	6,134	6,121	6,078	2,812	4,829	2,605	3,130	5,487
Mayo Regional Hosp		1								
Mercy Hospital	4,067	21,434	2,154	2,905	1,993	450	2,137	503	550	1,044
Mid-Maine Medical Center	2	116	22	10		34	12	150	148	18
Miles Memorial Hospital						6		624	5,463	
Millinocket Regional Hospital		10								
Mount Desert Island Hosp		5								
New England Rehab Hosp	11			21						
Northern Cumberland Mem Hosp	4	1	963	39	7	1			64	8,889
Northern Maine Medical Center										
Osteopathic Hospital of Maine	2,678	10,296	2,640	4,404	1,252	59	1,364	40	7	3,101
Parkview Memorial Hospital	4	53		7	36	5,387	1,602	1,345	296	11
Penobscot Bay Medical Center		15				17		76	908	
Penobscot Valley Hospital		4				2				
Redington-Fairview General Hosp		2				6				
Regional Memorial Hospital	15	86		8	123	7,764	1,803	1,454	1,042	8
Rumford Community Hospital		6								9
Sebasticook Valley Hospital										
Southern Maine Medical Center	14	52	85	2		15	8			
St Andrew's Hospital								50	3,141	
St Joseph Hospital	1	10								
St Mary's General Hospital	87	295		226	39	417	223	413		622
Stephens Memorial Hospital	7	4	13			2			9	1,054
The Aroostook Medical Center						9				
Van Buren Community Hospital										
Waldo County General Hosp		7								
Waterville Osteopathic Hosp		1		2		2		8	11	
Westbrook Community Hosp	656	576	125	461	35	2	21			116
York Hospital	8	11								

NOTES: Mid-Maine Medical Center includes Charles A. Dean Hospital, and The Aroostook Medical Center includes Community General Hospital and A. R. Gould Memorial Hospital. MCA=Maine Community Area. Expected inpatient days by area are from Tables 2 and 3 of this report, and are distributed by hospital using the percents from Table 5.

Table Prepared by Office of Data, Research, and Vital Statistics; Maine Department of Human Services. December, 1987.

filename: PT_DAYS3(6101) on disk 03-059

Table 7 (Con't.)

Expected Inpatient Days by Patient Residence, by Hospital, 1995

Facility Name	MCA #21	MCA #22 Auburn	MCA #23 Lewiston	MCA #24 Lisbon	MCA #25 Topsham	MCA #26 Gardiner	MCA #27 Whitfield	MCA #28 Waldoboro	MCA #29 Rockland	MCA #30 Norway
	New Gloucester									
All Facilities	7,568	25,224	44,427	12,323	7,264	18,469	8,275	17,144	19,922	14,683
Bath Memorial		7	11	21	125	224	11	41	12	
Blue Hill Memorial										
Calais Regional		1								
Cary Medical Center			13							
Castine Community Hosp										
Central Maine Med Ctr	3,307	14,253	16,328	4,521	283	536	16		77	1,356
Down East Community Hospital										
Eastern Maine Med Ctr		5	7		33	218	96	562	852	
Franklin Memorial Hosp		10	24			10				
Henrietta D Goodall Hosp										
Houlton Regional Hosp										
Jackson Brook Institute	41	401	518	381	200	234		49	192	115
James A. Taylor Hospital										
Kennebec Valley Medical Center	5	18	66	21		12,473	2,886	251	74	
Maine Coast Memorial Hosp										
Maine Medical Center	1,340	1,239	1,697	1,397	1,311	1,540	508	1,739	2,000	1,003
Mayo Regional Hosp										
Mercy Hospital	206	93	198	75	83	228	12	139	183	209
Mid-Maine Medical Center		82	188	153	14	1,231	3,331	264	165	181
Miles Memorial Hospital		8				47	247	990	11	
Millinocket Regional Hospital		3	3							
Mount Desert Island Hosp									14	
New England Rehab Hosp										
Northern Cumberland Mem Hosp	19		9	9						338
Northern Maine Medical Center										
Osteopathic Hospital of Maine	274	80	20	46	13		20	4		168
Parkview Memorial Hospital	16	41	42	1,166	1,809	614	24	6	9	74
Penobscot Bay Medical Center		5			6		187	12,720	15,648	
Penobscot Valley Hospital										
Redington-Fairview General Hosp			1				7			
Regional Memorial Hospital	12	172	38	844	3,254	510		8	111	
Rumford Community Hospital		7	19							4
Sebasticook Valley Hospital										
Southern Maine Medical Center		4	10							
St Andrew's Hospital										
St Joseph Hospital			1						8	
St Mary's General Hospital	1,603	8,713	25,162	3,676	132	435	11	109	69	1,495
Stephens Memorial Hospital	745	49	34							9,732
The Arrostook Medical Center										
Van Buren Community Hospital		4								
Waldo County General Hosp							9	199	497	
Waterville Osteopathic Hosp		8	11	12		168	910	62		
Westbrook Community Hosp		21	24							7
York Hospital		2								

NOTES: Mid-Maine Medical Center includes Charles A. Dean Hospital, and The Arrostook Medical Center includes Community General Hospital and A. R. Gould Memorial Hospital. MCA=Maine Community Area. Expected inpatient days by area are from Tables 2 and 3 of this report, and are distributed by hospital using the percents from Table 5.

Table Prepared by Office of Data, Research, and Vital Statistics; Maine Department of Human Services. December, 1987.

filename: PT_DAYS3(6101) on disk 03-059

Table 7 (Con't.)

Expected Inpatient Days by Patient Residence, by Hospital, 1995

Facility Name	MCA #31 Leeds	MCA #32 Monmouth	MCA #33 Augusta	MCA #34 Bethel	MCA #35 Jay	MCA #36 Belgrade	MCA #37 Waterville	MCA #38 Brooks	MCA #39 Belfast	MCA #40 Bucksport
All Facilities	7,023	8,716	28,376	10,174	7,234	8,373	25,487	9,328	8,738	9,205
Bath Memorial		21	33		7		2	11		
Blue Hill Memorial									6	380
Calais Regional										
Cary Medical Center							1			
Castine Community Hosp										133
Central Maine Med Ctr	3,856	1,155	271	1,642	1,494	20	47	9		
Down East Community Hospital										
Eastern Maine Med Ctr		44	348	6	24	310	198	1,096	1,793	5,944
Franklin Memorial Hosp	179	504		931	3,274	10				
Henrietta D Goodall Hosp										
Houlton Regional Hosp			4				1			
Jackson Brook Institute		118	387	78	136	41	33			34
James A. Taylor Hospital							4	28	12	150
Kennebec Valley Medical Center	69	4,700	20,218	12	75	455	280	33	3	
Maine Coast Memorial Hosp										71
Maine Medical Center	469	731	1,774	1,476	948	391	752	557	492	270
Mayo Regional Hosp			6							
Mercy Hospital	30	65	175	51	26	28	84	18		
Mid-Maine Medical Center	73	527	3,605	158	186	5,160	19,512	2,262	318	90
Miles Memorial Hospital			16							
Millinocket Regional Hospital										
Mount Desert Island Hosp									18	
New England Rehab Hosp										
Northern Cumberland Mem Hosp				10						
Northern Maine Medical Center										
Osteopathic Hospital of Maine	10	5	19	61			66	3		
Parkview Memorial Hospital			29	37						
Penobscot Bay Medical Center			23				2	343	482	77
Penobscot Valley Hospital			2							
Redington-Fairview General Hosp		2	4		14	100	19	8		
Regional Memorial Hospital	6	22	143	39			3			
Rumford Community Hospital	12		4	2,943	17					
Sebasticook Valley Hospital							3	29		
Southern Maine Medical Center			36							
St Andrew's Hospital							1			
St Joseph Hospital							1	5	84	1,257
St Mary's General Hospital	1,889	628	825	690	999	202	95			
Stephens Memorial Hospital	432			2,005	4		3			
The Arrostook Medical Center			3							
Van Buren Community Hospital										
Waldo County General Hosp			6				21	2,201	5,333	776
Waterville Osteopathic Hosp		190	424	31	31	1,657	4,360	2,724	194	23
Westbrook Community Hosp		3	19	4						
York Hospital									3	

NOTES: Mid-Maine Medical Center includes Charles A. Dean Hospital, and The Arrostook Medical Center includes Community General Hospital and A. R. Gould Memorial Hospital. MCA=Maine Community Area. Expected inpatient days by area are from Tables 2 and 3 of this report, and are distributed by hospital using the percents from Table 5.

Table Prepared by Office of Data, Research, and Vital Statistics; Maine Department of Human Services. December, 1987.

filename: PT_DAYS3(6101) on disk 03-059

Table 7 (Con't.)

Expected Inpatient Days by Patient Residence, by Hospital, 1995

Facility Name	MCA #41 Rumford	MCA #42 Farmington	MCA #43 Skowhegan	MCA #44 Fairfield	MCA #45 Pittsfield	MCA #46 Rangely	MCA #47 Greenville	MCA #48 Dover- Foxcroft	MCA #49 Corinth
All Facilities	15,941	11,986	13,973	13,766	8,416	14,478	12,242	15,719	11,445
Bath Memorial							9		
Blue Hill Memorial									
Calais Regional									
Cary Medical Center									
Castine Community Hosp									
Central Maine Med Ctr	2,162	670	5	58		424	31		
Down East Community Hospital									
Eastern Maine Med Ctr	93	85	137	125	674	77	1,912	4,693	4,769
Franklin Memorial Hosp	304	7,375	71			4,022		8	
Henrietta D Goodall Hosp									
Houlton Regional Hosp								10	
Jackson Brook Institute	220	47	142	62		31			
James A. Taylor Hospital					10			124	476
Kennebec Valley Medical Center	55	59	228	114	33	95	17		7
Maine Coast Memorial Hosp								8	
Maine Medical Center	1,691	1,645	822	427	350	1,489	478	533	529
Mayo Regional Hosp			34		167	14	2,780	8,497	853
Mercy Hospital	258	175	82		11	72	28		
Mid-Maine Medical Center	140	1,262	4,572	9,160	2,996	2,708	3,783	312	1,689
Miles Memorial Hospital									
Millinocket Regional Hospital								378	
Mount Desert Island Hosp									
New England Rehab Hosp									
Northern Cumberland Mem Hosp									
Northern Maine Medical Center									
Osteopathic Hospital of Maine	26		98		3				
Parkview Memorial Hospital		25	6						
Penobscot Bay Medical Center	4								68
Penobscot Valley Hospital									
Redington-Fairview General Hosp		47	7,186	222	622	4,621	2,783	31	93
Regional Memorial Hospital	37								
Rumford Community Hospital	9,165	30				109			
Sebasticook Valley Hospital			7	178	2,383		29	147	1,072
Southern Maine Medical Center									
St Andrew's Hospital									
St Joseph Hospital				12	96		233	887	1,484
St Mary's General Hospital	1,236	478	52	65		428			
Stephens Memorial Hospital	550								
The Arrostook Medical Center									
Van Buren Community Hospital									
Waldo County General Hosp				2	20			5	
Waterville Osteopathic Hosp		88	531	3,339	1,051	389	149	72	405
Westbrook Community Hosp							10		
York Hospital								14	

NOTES: Mid-Maine Medical Center includes Charles A. Dean Hospital, and The Arrostook Medical Center includes Community General Hospital and A. R. Gould Memorial Hospital. MCA=Maine Community Area. Expected inpatient days by area are from Tables 2 and 3 of this report, and are distributed by hospital using the percents from Table 5.

Table Prepared by Office of Data, Research, and Vital Statistics; Maine Department of Human Services. December, 1987.

filenaaa: PT_DAYS3(6101) on disk 03-059

Table 7 (Con't.)

Expected Inpatient Days by Patient Residence, by Hospital, 1995

Facility Name	MCA #51		MCA #52 Orono	MCA #53 Brewer	MCA #54 Ellsworth	MCA #55		MCA #56		MCA #57 Machias	MCA #58 Calais	MCA #59 Lincoln	MCA #60 Millinocket
	MCA #50 Bangor	Old Town				Deer Isle	Bar Harbor						
All Facilities	45,224	12,210	2,040	14,461	13,123	10,404	15,938	17,195	14,410	10,954		11,839	
Bath Memorial	6												
Blue Hill Memorial	17			24	873	4,924	236	116	9				
Calais Regional	6							89	7,002				
Cary Medical Center	6												5
Castine Community Hosp							875						
Central Maine Med Ctr	20											11	
Down East Community Hospital	1							10	9,153	864			
Eastern Maine Med Ctr	32,925	8,729	1,635	11,473	3,217	2,889	3,367	3,940	4,833	3,926		3,928	
Franklin Memorial Hosp													
Henrietta D Goodall Hosp													
Houlton Regional Hosp	2										33		436
Jackson Brook Institute	379												
James A. Taylor Hospital	2,624	245	74	390	17				12				
Kennebec Valley Medical Center	23				5				202				10
Maine Coast Memorial Hosp	26		5	41	6,002	541	3,477	2,126	104				
Maine Medical Center	666	363	17	229	338	210	406	582	378	320		340	
Mayo Regional Hosp	6	47		6			4			369		147	
Mercy Hospital	55			27				21	9			4	
Mid-Maine Medical Center	254	22	2		427	298	231	12	9	5		101	
Miles Memorial Hospital													
Millinocket Regional Hospital	15										370		6,407
Mount Desert Island Hosp	3				1,739	67	7,918	254	8				
New England Rehab Hosp													
Northern Cumberland Mem Hosp	2												
Northern Maine Medical Center													
Osteopathic Hospital of Maine	5								11				
Parkview Memorial Hospital	4												
Penobscot Bay Medical Center	59								22	107	10		
Penobscot Valley Hospital	16	106									5,252		41
Redington-Fairview General Hosp	9												
Regional Memorial Hospital	8												
Rumford Community Hospital													
Sebasticook Valley Hospital	19							5					
Southern Maine Medical Center													
St Andrew's Hospital													
St Joseph Hospital	7,763	2,630	307	2,270	488	600	288	840	855	644		357	
St Mary's General Hospital	29	60								4			
Stephens Memorial Hospital									7				
The Aroostook Medical Center	8				17					21		64	
Van Buren Community Hospital													
Waldo County General Hosp	63	7											
Waterville Osteopathic Hosp	204								23				
Westbrook Community Hosp													
York Hospital													

NOTES: Mid-Maine Medical Center includes Charles A. Dean Hospital, and The Aroostook Medical Center includes Community General Hospital and A. R. Gould Memorial Hospital. MCA=Maine Community Area. Expected inpatient days by area are from Tables 2 and 3 of this report, and are distributed by hospital using the percents from Table 5.

Table Prepared by Office of Data, Research, and Vital Statistics; Maine Department of Human Services. December, 1987.

filenaae: PT_DAYS3(6101) on disk 03-059

Table 7 (Con't.)

Expected Inpatient Days by Patient Residence, by Hospital, 1995

Facility Name	MCA #						Residents of Unassigned Areas
	#61 Houlton	#62 Presque Isle	#63 Fort Fairfield	#64 Caribou	#65 Madawaska	#66 Fort Kent	
All Facilities	16,054	17,495	8,385	9,449	7,488	8,354	2,794
Bath Memorial							26
Blue Hill Memorial							19
Calais Regional							32
Cary Medical Center	110	1,908	3,315	7,014	2,036	716	29
Castine Community Hosp							8
Central Maine Med Ctr		6	11				48
Down East Community Hospital							16
Eastern Maine Med Ctr	2,590	1,094	228	748	406	414	319
Franklin Memorial Hosp							25
Henrietta D Goodall Hosp							11
Houlton Regional Hosp	10,448	77		4			42
Jackson Brook Institute	59	56		48			416
James A. Taylor Hospital							52
Kennebec Valley Medical Center		17					118
Maine Coast Memorial Hosp		6					17
Maine Medical Center	677	1,471	711	406	341	447	169
Mayo Regional Hosp	71						38
Mercy Hospital	73	5		74	19		123
Mid-Maine Medical Center		14	32	2			177
Miles Memorial Hospital							11
Millinocket Regional Hospital	592			4			35
Mount Desert Island Hosp							37
New England Rehab Hosp							23
Northern Cumberland Mem Hosp							31
Northern Maine Medical Center		15		40	2,470	5,672	
Osteopathic Hospital of Maine	10						77
Parkview Memorial Hospital							41
Penobscot Bay Medical Center							84
Penobscot Valley Hospital	92	2					73
Redington-Fairview General Hosp							22
Regional Memorial Hospital							47
Rumford Community Hospital							19
Sebasticook Valley Hospital							20
Southern Maine Medical Center	11				3		66
St Andrew's Hospital							15
St Joseph Hospital	394	26	16	69	28	73	88
St Mary's General Hospital							183
Stephens Memorial Hospital							30
The Aroostook Medical Center	928	12,797	4,063	1,039	1,234	1,032	78
Van Buren Community Hospital			9		951		3
Waldo County General Hosp							46
Waterville Osteopathic Hosp							30
Westbrook Community Hosp							27
York Hospital		1					23

NOTES: Mid-Maine Medical Center includes Charles A. Dean Hospital, and The Aroostook Medical Center includes Community General Hospital and A. R. Gould Memorial Hospital. MCA=Maine Community Area. Expected inpatient days by area are from Tables 2 and 3 of this report, and are distributed by hospital using the percents from Table 5.

Table Prepared by Office of Data, Research, and Vital Statistics; Maine Department of Human Services. December, 1987.

filename: PT_DAYS3(G101) on disk 03-059

Table 8

Resident, Non-Resident, and Total Inpatient Days by Hospital; Actual 1986, Expected 1990 and 1995

Facility Name	Actual 1986 Inpatient Days			Expected 1990 Inpatient Days			Expected 1995 Inpatient Days		
	Resident	Non-Res.	Total	Resident	Non-Res.	Total	Resident	Non-Res.	Total
All Facilities	1,002,403	25,631	1,028,034	1,021,501	26,158	1,047,659	1,042,481	26,903	1,069,384
Bath Memorial	8,155	129	8,284	8,051	127	8,178	8,107	128	8,235
Blue Hill Memorial	5,931	107	6,038	6,245	115	6,359	6,607	121	6,728
Calais Regional	7,231	98	7,329	7,267	98	7,365	7,134	97	7,231
Cary Medical Center	16,820	165	16,985	16,044	157	16,202	15,159	149	15,308
Castine Community Hosp	911	0	911	962	0	962	1,016	0	1,016
Central Maine Med Ctr	54,103	446	54,549	54,812	452	55,264	55,210	455	55,665
Down East Community Hospital	9,941	292	10,233	10,033	295	10,328	10,045	295	10,340
Eastern Maine Med Ctr	109,246	1,589	110,835	110,555	1,608	112,163	111,366	1,620	112,986
Franklin Memorial Hosp	16,287	323	16,610	16,520	328	16,848	16,777	333	17,110
Henrietta D Goodall Hosp	16,456	343	16,799	16,632	347	16,978	17,716	369	18,085
Houlton Regional Hosp	11,487	63	11,550	11,283	62	11,345	11,071	61	11,132
Jackson Brook Institute	20,180	1,262	21,442	19,801	1,238	21,040	20,467	1,280	21,746
James A. Taylor Hospital	4,190	1	4,191	4,167	1	4,168	4,220	1	4,221
Kennebec Valley Medical Center	41,459	355	41,814	42,454	364	42,818	43,109	369	43,478
Maine Coast Memorial Hosp	11,320	229	11,549	11,897	241	12,138	12,424	251	12,676
Maine Medical Center	169,991	9,582	179,573	174,275	9,823	184,098	179,621	10,125	189,745
Mayo Regional Hosp	12,236	193	12,429	12,691	200	12,892	13,043	206	13,249
Mercy Hospital	56,560	1,180	57,740	57,778	1,205	58,984	59,517	1,242	60,759
Mid-Maine Medical Center	64,242	501	64,743	65,657	512	66,169	66,416	518	66,934
Miles Memorial Hospital	6,364	172	6,536	6,919	187	7,106	7,422	201	7,623
Millinocket Regional Hospital	8,243	82	8,325	8,044	80	8,124	7,826	78	7,904
Mount Desert Island Hosp	9,260	368	9,628	9,713	386	10,099	10,071	400	10,471
New England Rehab Hosp	29	0	29	30	0	30	31	0	31
Northern Cumberland Mem Hosp	9,164	965	10,129	9,667	1,018	10,684	10,404	1,096	11,500
Northern Maine Medical Center	9,732	1,004	10,736	9,087	937	10,025	8,229	849	9,078
Osteopathic Hospital of Maine	38,520	546	39,066	39,665	562	40,227	41,297	585	41,882
Parkview Memorial Hospital	11,749	61	11,810	12,138	63	12,201	12,695	66	12,761
Penobscot Bay Medical Center	28,272	500	28,772	29,542	522	30,065	30,864	546	31,410
Penobscot Valley Hospital	5,782	41	5,823	5,628	40	5,668	5,590	40	5,630
Redington-Fairview General Hosp	14,807	169	14,976	15,295	175	15,470	15,801	180	15,981
Regional Memorial Hospital	16,230	355	16,585	16,820	368	17,188	17,597	385	17,981
Rumford Community Hospital	12,228	118	12,346	12,469	120	12,589	12,344	119	12,463
Sebastiack Valley Hospital	3,602	56	3,658	3,735	58	3,793	3,892	61	3,953
Southern Maine Medical Center	36,660	1,051	37,711	38,779	1,112	39,891	40,722	1,167	41,890
St Andrew's Hospital	2,681	129	2,810	2,955	142	3,098	3,207	154	3,361
St Joseph Hospital	21,407	138	21,545	21,630	139	21,769	21,827	141	21,968
St Mary's General Hospital	51,321	306	51,627	51,908	310	52,218	52,090	311	52,401
Stephens Memorial Hospital	13,760	207	13,967	14,158	213	14,371	14,688	221	14,909
The Aroostook Medical Center	22,494	156	22,650	22,012	153	22,165	21,309	148	21,457
Van Buren Community Hospital	1,243	0	1,243	1,123	0	1,123	966	0	966
Waldo County General Hosp	8,890	187	9,077	8,962	189	9,151	9,200	194	9,393
Waterville Osteopathic Hosp	16,379	98	16,477	16,826	101	16,927	17,111	102	17,213
Westbrook Community Hosp	3,195	15	3,210	3,222	15	3,237	3,341	16	3,357
York Hospital	13,745	2,049	15,794	14,051	2,095	16,145	14,932	2,226	17,158

NOTES: Mid-Maine Medical Center includes Charles A. Dean Hospital, and The Aroostook Medical Center includes Community General Hospital and A. R. Gould Memorial Hospital. Inpatient Days for 1986 are from Table 4 in this report; for 1990 and 1995 are from Tables 6 and 7. Total Inpatient Days for 1990 and 1995 are calculated by multiplying the resident inpatient days by the ratio of total to resident inpatient days during 1986, the most recent year for which such data are available.

Table Prepared by Office of Data, Research, and Vital Statistics; Maine Department of Human Services. January, 1988.

filename: PT DAYS4(G1) on disk 03-057

Table 9

EXPECTED NUMBER OF LIVE BIRTHS BY mother's residence, 1990 AND 1995

COMMUNITY AREA	1990 PROJECTED POPULATION	1990 EXPECTED RESIDENT LIVE BIRTHS	1995 PROJECTED POPULATION	1995 EXPECTED RESIDENT LIVE BIRTHS
STATE TOTAL	1,204,797	18,554	1,231,209	17,237
1. BERWICK	28,507	439	29,351	411
2. YORK	20,471	315	22,217	311
3. SANFORD	31,324	482	33,302	466
4. KENNEBUNK	14,165	218	15,163	212
5. BUXTON	17,144	264	18,828	264
6. BIDDFORD	26,508	408	27,842	390
7. SACO	20,681	318	21,236	297
8. SCARBORO	10,934	168	10,522	147
9. SOUTH PORTLAND	32,211	496	32,831	460
10. GORHAM	11,866	183	12,584	178
11. WESTBROOK	15,077	232	14,889	208
12. PORTLAND	65,004	1,001	65,873	922
13. BALDWIN	17,386	268	18,900	265
14. GRAY	19,549	301	21,148	296
15. FALMOUTH	11,870	183	11,559	162
16. BRUNSWICK	24,442	376	25,815	361
17. FREEPORT	18,301	282	19,479	273
18. BATH	19,573	301	19,432	272
19. DAMARISCOTTA	16,733	258	18,192	255
20. BRIDGTON	21,722	335	23,394	328
21. NEW GLOUCESTER	12,611	194	12,794	179
22. AUBURN	23,054	355	22,862	320
23. LEWISTON	39,911	615	39,450	552
24. LISBON	17,490	269	18,615	261
25. TOPSHAM	12,045	185	12,466	175
26. GARDINER	25,467	392	26,384	369
27. WHITFIELD	14,957	230	15,647	219
28. WALDOBORO	23,183	357	24,588	344
29. ROCKLAND	20,450	315	21,105	295
30. NORWAY	16,645	256	17,421	244
31. LEEDS	10,589	163	10,992	154
32. MONMOUTH	14,842	229	15,330	215
33. AUGUSTA	26,228	404	26,076	365
34. BETHEL	11,763	181	11,769	165
35. JAY	10,353	159	10,247	143
36. BELGRADE	11,735	181	12,090	169
37. WATERVILLE	24,423	376	23,562	330
38. BROOKS	11,625	179	12,089	169
39. BELFAST	11,442	176	11,696	164
40. BUCKSPORT	12,328	190	12,455	174
41. RUMFORD	13,075	201	12,888	180
42. FARMINGTON	14,861	229	15,052	211
43. SKOWHEGAN	14,130	218	14,492	203
44. FAIRFIELD	13,735	212	14,293	200
45. PITTSFIELD	10,371	160	10,793	151
46. RANGELEY	17,394	276	18,708	262
47. GREENVILLE	14,624	225	15,070	211
48. DOVER-FOXCROFT	17,574	271	18,060	253
49. CORINTH	14,768	227	15,501	217
50. BANGOR	51,579	794	52,439	734
51. OLD TOWN	15,116	233	15,239	213
52. ORONO	7,624	117	5,880	82
53. BREWER	18,595	286	18,558	260
54. ELLSWORTH	12,025	185	12,849	180
55. DEER ISLE	11,496	177	12,227	171
56. BAR HARBOR	16,040	247	16,541	232
57. MACHIAS	17,418	268	17,470	245
58. CALAIS	15,190	234	14,907	209
59. LINCOLN	13,140	202	13,048	183
60. MILLINOCKET	12,901	199	12,482	175
61. HOULTON	17,584	271	17,260	242
62. PRESQUE ISLE	24,230	373	23,632	331
63. FORT FAIRFIELD	14,766	227	14,719	206
64. CARIBOU	11,550	178	10,880	152
65. MADAWASKA	7,815	120	6,708	94
66. FORT KENT	9,819	151	9,099	127
99. UNASSIGNED AREAS	2,268	35	2,219	31

NOTES: EXPECTED BIRTHS ARE CALCULATED BY APPLYING PROJECTED POPULATION TO THE MIDDLE SERIES OF BIRTHRATE PROJECTIONS (15.4 BIRTHS PER 1,000 POPULATION IN 1990 AND 14.0 IN 1995) OBTAINED FROM THE U.S. DEPARTMENT OF COMMERCE, BUREAU OF THE CENSUS, PROJECTIONS OF THE POPULATION OF THE U.S. BY AGE, SEX, AND RACE: 1983 TO 2080 (SERIES P-25, NO.952) MAY, 1984. POPULATION PROJECTIONS FROM OORVS.

Table 10

Actual Live Births by Birth Site and Mother's Residence, 1986

Birth Site	Total Live Births	Non-Maine Residents	MCA #1 Berwick	MCA #2 York	MCA #3 Sanford	MCA #4 Kennebunk	MCA #5 Buxton	MCA #6 Biddeford	MCA #7 Saco	MCA #8 Scarborough	MCA #9 South Portland
All Live Births	16,821	104	485	209	474	155	231	376	331	172	393
All Acute Care Facilities	15,466	101	39	73	395	145	230	367	321	171	392
Bath Memorial	283	3									
Blue Hill Memorial	297										
Calais Regional	120	1									
Cary Medical Center	303										
Castine Community Hosp	0										
Central Maine Med Ctr	1,060	4									
Down East Community Hospital	167	3									
Eastern Maine Med Ctr	1,690	3									2
Franklin Memorial Hosp	499										
Henrietta D Goodall Hosp	411	5	23	23	304	11	28	13	3		1
Houlton Regional Hosp	226	1									
Jackson Brook Institute	0										
James A. Taylor Hospital	29										
Kennebec Valley Medical Center	649										
Maine Coast Memorial Hosp	192										
Maine Medical Center	2,832	56	9	21	53	40	135	99	146	122	300
Mayo Regional Hosp	261										
Mercy Hospital	617	1	2	2	4	3	31	13	22	27	76
Mid-Maine Medical Center	1,034	3									
Miles Memorial Hospital	150										
Millinocket Regional Hospital	165								1		
Mount Desert Island Hosp	116	1									
Northern Cumberland Mem Hosp	115	5									1
Northern Maine Medical Center	111										
Osteopathic Hospital of Maine	395	1		5	6	14	23	32	35	19	13
Parkview Memorial Hospital	818	1									1
Penobscot Bay Medical Center	519	1									
Penobscot Valley Hospital	120										
Redington-Fairview General Hosp	172										
Regional Memorial Hospital	1										
Rumford Community Hospital	93	1									
Sebasticook Valley Hospital	2										
Southern Maine Medical Center	495	8	5	21	28	77	13	210	114		1
St Andrew's Hospital	28										
St Joseph Hospital	0										
St Mary's General Hospital	470										
Stephens Memorial Hospital	307										
The Aroostook Medical Center	364										
Van Buren Community Hospital	0										
Waldo County General Hosp	221	2									
Waterville Osteopathic Hosp	132	1									
Westbrook Community Hosp	1										
York Hospital	1			1							
Other Birth Sites											
Out of State Hospital	753		440	135	78	6		8	7		
U.S. Air Force Hospital	325										
At Home	141		6	1	1	4		1	2		1
Out-Patient Facility	72	1					1			1	
Unknown	42										
Other Specified Place	22	2							1		

NOTE: Mid-Maine Medical Center includes Charles A. Dean Hospital, and The Aroostook Medical Center includes Community General Hospital and A. R. Gould Memorial Hospital. MCA=Maine Community Area.

Source of Data: 1986 Birth Certificate File, ODRVS.

Table Prepared by Office of Data, Research, and Vital Statistics; Maine Department of Human Services, December, 1987.

filename: BIRTHS1(G1) on hard disk

Table 10 (Con't.)

Actual Live Births by Birth Site and Mother's Residence, 1986

Birth Site	MCA #10 Gorham	MCA #11 Westbrook	MCA #12 Portland	MCA #13 Baldwin	MCA #14 Gray	MCA #15 Falmouth	MCA #16 Brunswick	MCA #17 Freeport	MCA #18 Bath	MCA #19 Damariscotta
All Live Births	167	227	1,033	219	309	140	344	232	343	206
All Acute Care Facilities	166	225	1,021	212	304	140	339	231	336	198
Bath Memorial			1				22	1	174	49
Blue Hill Memorial										1
Calais Regional										
Cary Medical Center										
Castine Community Hosp										
Central Maine Med Ctr			1		14	1	1	4		
Down East Community Hospital									1	
Eastern Maine Med Ctr	2		1				3			
Franklin Memorial Hosp										
Henrietta D Goodall Hosp										
Houlton Regional Hosp										
Jackson Brook Institute										
James A. Taylor Hospital					1					
Kennebec Valley Medical Center							1		1	1
Maine Coast Memorial Hosp										
Maine Medical Center	108	143	728	152	197	108	13	124	5	8
Mayo Regional Hosp										
Mercy Hospital	40	46	196	25	51	22	2	26		
Mid-Maine Medical Center										1
Miles Memorial Hospital							3		21	76
Millinocket Regional Hospital										
Mount Desert Island Hosp										
Northern Cumberland Mem Hosp				7	1					
Northern Maine Medical Center										
Osteopathic Hospital of Maine	15	34	89	25	36	7		16		
Parkview Memorial Hospital	1		1		1	2	291	59	129	21
Penobscot Bay Medical Center										12
Penobscot Valley Hospital										
Redington-Fairview General Hosp										
Regional Memorial Hospital							1			
Rumford Community Hospital			1						1	
Sebasticook Valley Hospital										
Southern Maine Medical Center		1	2	2	1		1	1		
St Andrew's Hospital									2	26
St Joseph Hospital										
St Mary's General Hospital		1			2				2	
Stephens Memorial Hospital				1						
The Aroostook Medical Center										
Van Buren Community Hospital										
Waldo County General Hosp										
Waterville Osteopathic Hosp							1			3
Westbrook Community Hosp			1							
York Hospital										
Other Birth Sites										
Out of State Hospital		1	2	3			1		3	
U.S. Air Force Hospital										
At Home	1		9	4	2		2		1	2
Out-Patient Facility			1		2		1		3	6
Unknown										
Other Specified Place		1			1		1	1		

NOTE: Mid-Maine Medical Center
General Hospital and A. R

Source of Data: 1986 Birth Certificate File, ODRVS.

Table Prepared by Office of Data, Research, and Vital Statistics; Maine Department of Human Services, December, 1987.

filename: BIRTHS1(G1) on hard disk

Table 10 (Con't.)

Actual Live Births by Birth Site and Mother's Residence, 1986

Birth Site	MCA #20	MCA #21	MCA #22	MCA #23	MCA #24	MCA #25	MCA #26	MCA #27	MCA #28	MCA #29
	Bridgton	New Gloucester								
All Live Births	291	173	319	592	228	209	305	209	328	272
All Acute Care Facilities	255	169	314	587	228	207	299	204	317	252
Bath Memorial				1	2	7	9	4	3	1
Blue Hill Memorial										
Calais Regional										
Cary Medical Center										
Casline Community Hosp										
Central Maine Med Ctr	4	84	199	360	92	10	24	3		1
Down East Community Hospital										
Eastern Maine Med Ctr		1					2		1	4
Franklin Memorial Hosp							1			
Henrietta D Goodall Hosp										
Houlton Regional Hosp										
Jackson Brook Institute										
James A. Taylor Hospital								1		
Kennebec Valley Medical Center				1	2	1	179	89	5	
Maine Coast Memorial Hosp										
Maine Medical Center	102	18	8	8	11	13	7	4	12	4
Mayo Regional Hosp										
Mercy Hospital	18	4		1	1					
Mid-Maine Medical Center	1						19	80	1	
Miles Memorial Hospital							4	8	33	3
Millinocket Regional Hospital										
Mount Desert Island Hosp										
Northern Cumberland Mem Hosp	92	3								
Northern Maine Medical Center										
Osteopathic Hospital of Maine	17	2	1	1	2	1				
Parkview Memorial Hospital			1	6	75	172	43	6	1	1
Penobscot Bay Medical Center							1	5	253	226
Penobscot Valley Hospital							1			
Redington-Fairview General Hosp										
Regional Memorial Hospital										
Rumford Community Hospital										
Sebasticook Valley Hospital										
Southern Maine Medical Center			1	3				1		
St Andrew's Hospital										
St Joseph Hospital										
St Mary's General Hospital	2	38	99	203	43	3	8			
Stephens Memorial Hospital	19	19	5	2						
The Aroostook Medical Center										
Van Buren Community Hospital										
Waldo County General Hosp								1	5	11
Waterville Osteopathic Hosp				1			1	2	3	1
Westbrook Community Hosp										
York Hospital										
Other Birth Sites										
Out of State Hospital	35	2	1				3		1	1
U.S. Air Force Hospital										
At Home	1	2	2	3			2	1	5	8
Out-Patient Facility			1				1	4	5	9
Unknown										
Other Specified Place			1	2						2

NOTE: Mid-Maine Medical Center
General Hospital and A. R.

Source of Data: 1986 Birth Certificate File, ODRVS.

Table Prepared by Office of Data, Research, and Vital Statistics; Maine Department of Human Services. December, 1987.

filename: BIRTHS1(G1) on hard disk

Table 10 (Con't.)

Actual Live Births by Birth Site and Mother's Residence, 1986

Birth Site	MCA #30 Norway	MCA #31 Leeds	MCA #32 Monmouth	MCA #33 Augusta	MCA #34 Bethel	MCA #35 Jay	MCA #36 Belgrade	MCA #37 Waterville	MCA #38 Brooks	MCA #39 Belfast
All Live Births	231	156	180	353	157	122	163	325	167	177
All Acute Care Facilities	226	153	178	349	150	122	162	323	147	155
Bath Memorial			1	2		1			2	
Blue Hill Memorial				1					1	1
Calais Regional										
Cary Medical Center										
Castine Community Hosp										
Central Maine Med Ctr	26	109	58	7	19	24	1			
Down East Community Hospital										
Eastern Maine Med Ctr	1						1	1	10	7
Franklin Memorial Hosp	1	3	17		36	81	2			
Henrietta D Goodall Hosp										
Houlton Regional Hosp										
Jackson Brook Institute										
James A. Taylor Hospital										
Kennebec Valley Medical Center		2	67	275		1	17	1	3	
Maine Coast Memorial Hosp										1
Maine Medical Center	14	1	5	9	2	5	2	5	1	1
Mayo Regional Hosp										
Mercy Hospital	2									
Mid-Maine Medical Center		1	14	47			130	290	37	5
Miles Memorial Hospital				1					1	
Millinocket Regional Hospital			1							
Mount Desert Island Hosp										
Northern Cumberland Mem Hosp	5				1					
Northern Maine Medical Center										
Osteopathic Hospital of Maine	1									
Parkview Memorial Hospital				2						
Penobscot Bay Medical Center									3	18
Penobscot Valley Hospital										
Redington-Fairview General Hosp							1	1		
Regional Memorial Hospital										
Rumford Community Hospital	2				16					
Sebasticook Valley Hospital										
Southern Maine Medical Center						1				
St Andrew's Hospital										
St Joseph Hospital										
St Mary's General Hospital	11	25	10		6	8				
Stephens Memorial Hospital	163	12			70	1				
The Aroostook Medical Center										
Van Buren Community Hospital										
Waldo County General Hosp									57	122
Waterville Osteopathic Hosp			5	5			8	24	32	
Westbrook Community Hosp										
York Hospital										
Other Birth Sites										
Out of State Hospital	1			1	4				1	
U.S. Air Force Hospital										
At Home	4	2	1	2	3		1	2	7	5
Out-Patient Facility		1	1						10	16
Unknown										
Other Specified Place				1					2	1

NOTE: Mid-Maine Medical Center
General Hospital and A. R

Source of Data: 1986 Birth Certificate File, ODRVS.

Table Prepared by Office of Data, Research, and Vital Statistics; Maine Department of Human Services. December, 1987.

filename: BIRTHS1(G1) on hard disk

Table 10 (Con't.)

Actual Live Births by Birth Site and Mother's Residence, 1986

Birth Site	MCA #40 Bucksport	MCA #41 Runford	MCA #42 Farmington	MCA #43 Skowhegan	MCA #44 Fairfield	MCA #45 Pittsfield	MCA #46 Rangely	MCA #47 Greenville	MCA #48 Dover- Foxcroft
All Live Births	200	153	200	193	154	121	216	180	224
All Acute Care Facilities	195	151	194	190	154	119	210	174	221
Bath Memorial									
Blue Hill Memorial	38								
Calais Regional									
Cary Medical Center									
Castine Community Hosp									
Central Maine Med Ctr		9	1	1			3		
Down East Community Hospital									
Eastern Maine Med Ctr	129		2	6	1	18	2	19	46
Franklin Memorial Hosp		45	181	9			120	2	
Henrietta D Goodall Hosp									
Houlton Regional Hosp									
Jackson Brook Institute									
James A. Taylor Hospital	1					2			
Kennebec Valley Medical Center				1	1				
Maine Coast Memorial Hosp	4								
Maine Medical Center	2	1	5	2		1	1		2
Mayo Regional Hosp						1		70	163
Mercy Hospital		1							
Mid-Maine Medical Center	1			75	125	82	39	51	3
Miles Memorial Hospital									
Millinocket Regional Hospital									6
Mount Desert Island Hosp									
Northern Cumberland Mem Hosp									
Northern Maine Medical Center									
Osteopathic Hospital of Maine									
Parkview Memorial Hospital				2				1	
Penobscot Bay Medical Center									
Penobscot Valley Hospital									1
Redington-Fairview General Hosp			2	86	2	8	41	30	
Regional Memorial Hospital									
Runford Community Hospital		72							
Sebasticook Valley Hospital						1			
Southern Maine Medical Center			2						
St Andrew's Hospital									
St Joseph Hospital									
St Mary's General Hospital		9							
Stephens Memorial Hospital		14	1						
The Aroostook Medical Center									
Van Buren Community Hospital									
Waldo County General Hosp	20				1				
Waterville Osteopathic Hosp				8	24	6	4	1	
Westbrook Community Hosp									
York Hospital									
Other Birth Sites									
Out of State Hospital	1	1	1				1		1
U.S. Air Force Hospital									
At Home	1	1	5	3		1	4	4	2
Out-Patient Facility	2					1		1	
Unknown									
Other Specified Place	1						1	1	

NOTE: Mid-Maine Medical Center
General Hospital and A. R

Source of Data: 1986 Birth Certificate File, DDRVS.

Table Prepared by Office of Data, Research, and Vital Statistics; Maine Department of Human Services. December, 1987.

filename: BIRTHS(G1) on hard disk

Table 10 (Con't.)

Actual Live Births by Birth Site and Mother's Residence, 1986

Birth Site	MCA #49	MCA #50	MCA #51	MCA #52	MCA #53	MCA #54	MCA #55	MCA #56	MCA #57	MCA #58	MCA #59
	Corinth	Bangor	Old Town	Orono	Brewer	Ellsworth	Deer Isle	Bar Harbor	Machias	Calais	Lincoln
All Live Births	199	685	203	62	233	165	122	246	213	201	196
All Acute Care Facilities	196	677	199	62	228	165	118	237	210	171	194
Bath Memorial											
Blue Hill Memorial						68	100	56	31		
Calais Regional									2	117	
Cary Medical Center		1									
Castine Community Hosp											
Central Maine Med Ctr											
Down East Community Hospital								2	122	39	
Eastern Maine Med Ctr	143	646	192	61	223	19	9	11	13	10	58
Franklin Memorial Hosp											1
Henrietta D Goodall Hosp											
Houlton Regional Hosp										1	1
Jackson Brook Institute											
James A. Taylor Hospital	5	13	3	1	2						
Kennebec Valley Medical Center										1	
Maine Coast Memorial Hosp		5			3	66	8	67	38		
Maine Medical Center	1	2	4					1	2		2
Mayo Regional Hosp	25										1
Mercy Hospital											
Mid-Maine Medical Center	17	5								1	
Miles Memorial Hospital											
Millinocket Regional Hospital										1	17
Mount Desert Island Hosp						12	1	100	2		
Northern Cumberland Mem Hosp											
Northern Maine Medical Center											
Osteopathic Hospital of Maine											
Parkview Memorial Hospital		1									
Penobscot Bay Medical Center											
Penobscot Valley Hospital	1	1								1	113
Redington-Fairview General Hosp	1										
Regional Memorial Hospital											
Rumford Community Hospital											
Sebasticook Valley Hospital	1										
Southern Maine Medical Center											
St Andrew's Hospital											
St Joseph Hospital											
St Mary's General Hospital											
Stephens Memorial Hospital											
The Aroostook Medical Center		1									1
Van Buren Community Hospital											
Waldo County General Hosp		2									
Waterville Osteopathic Hosp	2										
Westbrook Community Hosp											
York Hospital											
Other Birth Sites											
Out of State Hospital	1	1						2	1	1	1
U.S. Air Force Hospital											
At Home	2		4		5		4	7	1		
Out-Patient Facility		1							1		
Unknown										29	
Other Specified Place		1									1

NOTE: Mid-Maine Medical Center
General Hospital and A. R

Source of Data: 1986 Birth Certificate File, ODRVS.

Table Prepared by Office of Data, Research, and Vital Statistics; Maine Department of Human Services. December, 1987.

filename: BIRTHS1(G1) on hard disk

Table 10 (Con't.)

Actual Live Births by Birth Site and Mother's Residence, 1986

Birth Site	MCA #60	MCA #61	MCA #62	MCA #63	MCA #64	MCA #65	MCA #66	Residents of Unassigned Areas
	Millinocket	Houlton	Presque Isle	Fort Fairfield	Caribou	Madawaska	Fort Kent	
All Live Births	163	252	344	330	190	104	138	27
All Acute Care Facilities	161	251	307	91	137	93	137	21
Bath Memorial								
Blue Hill Memorial								
Calais Regional								
Cary Medical Center		2	53	51	115	63	18	
Castine Community Hosp								
Central Maine Med Ctr								
Down East Community Hospital								
Eastern Maine Med Ctr	29	5			2	1	3	3
Franklin Memorial Hosp								
Henrietta D Goodall Hosp								
Houlton Regional Hosp	11	209	2					1
Jackson Brook Institute								
James A. Taylor Hospital								
Kennebec Valley Medical Center								
Maine Coast Memorial Hosp								
Maine Medical Center	1		1	2		1		2
Mayo Regional Hosp								1
Mercy Hospital								
Mid-Maine Medical Center								6
Miles Memorial Hospital								
Millinocket Regional Hospital	120	16						3
Mount Desert Island Hosp								
Northern Cumberland Mem Hosp								
Northern Maine Medical Center						18	93	
Osteopathic Hospital of Maine								
Parkview Memorial Hospital								
Penobscot Bay Medical Center								
Penobscot Valley Hospital								2
Redington-Fairview General Hosp								
Regional Memorial Hospital								
Rumford Community Hospital								
Sebasticook Valley Hospital								
Southern Maine Medical Center						1		1
St Andrew's Hospital								
St Joseph Hospital								
St Mary's General Hospital								
Stephens Memorial Hospital								
The Aroostook Medical Center		19	251	38	20	9	23	2
Van Buren Community Hospital								
Waldo County General Hosp								
Waterville Osteopathic Hosp								
Westbrook Community Hosp								
York Hospital								
Other Birth Sites								
Out of State Hospital	1			1	1			4
U.S. Air Force Hospital		1	34	237	52	1		1
At Home			2	1				
Out-Patient Facility								
Unknown	1					10	1	1
Other Specified Place			1					

NOTE: Mid-Maine Medical Center
General Hospital and A. R

Source of Data: 1986 Birth Certificate File, ODRVS.

Table Prepared by Office of Data, Research, and Vital Statistics; Maine Department of Human Services. December, 1987.

filename: BIRTHS1(G1) on hard disk

Table 11

Expected Resident Live Births by Birth Site and Mother's Residence, 1990

Birth Site	Resident Live Births	MCA									
		#1 Berwick	#2 York	#3 Sanford	#4 Kennebunk	#5 Buxton	#6 Biddeford	#7 Saco	#8 Scarboro	#9 South Portland	#10 Gorham
All Resident Births	18,550	439	315	482	218	264	408	318	168	496	183
All Acute Care Facilities	17,198	35	110	402	204	263	398	308	167	495	182
Bath Memorial	277										
Blue Hill Memorial	357										
Calais Regional	139										
Cary Medical Center	296										
Castine Community Hosp	0										
Central Maine Med Ctr	1,166										
Down East Community Hospital	202										
Eastern Maine Med Ctr	1,983									3	2
Franklin Memorial Hosp	610										
Henrietta D Goodall Hosp	430	21	35	309	15	32	14	3		1	
Houlton Regional Hosp	244										
Jackson Brook Institute	0										
James A. Taylor Hospital	34										
Kennebec Valley Medical Center	771										
Maine Coast Memorial Hosp	215										
Maine Medical Center	3,018	8	32	54	56	154	107	140	119	379	118
Mayo Regional Hosp	317										
Mercy Hospital	662	2	3	4	4	35	14	21	26	96	44
Mid-Maine Medical Center	1,231										
Miles Memorial Hospital	172										
Millinocket Regional Hospital	196							1			
Mount Desert Island Hosp	118										
Northern Cumberland Mem Hosp	126								1		
Northern Maine Medical Center	123										
Osteopathic Hospital of Maine	423		8	6	20	26	35	34	19	16	16
Parkview Memorial Hospital	855								1		1
Penobscot Bay Medical Center	580										
Penobscot Valley Hospital	125										
Redington-Fairview General Hosp	206										
Regional Memorial Hospital	1										
Rumford Community Hospital	117										
Sebasticook Valley Hospital	2										
Southern Maine Medical Center	546	5	32	28	108	15	228	110	1		
St Andrew's Hospital	34										
St Joseph Hospital	0										
St Mary's General Hospital	515										
Stephens Memorial Hospital	347										
The Aroostook Medical Center	378										
Van Buren Community Hospital	0										
Waldo County General Hosp	224										
Waterville Osteopathic Hosp	155										
Westbrook Community Hosp	1										
York Hospital	2		2								
Other Birth Sites	1,352	404	205	80	14	1	10	10	1	1	1

NOTES: Mid-Maine Medical Center includes Charles A. Dean Hospital, and The Aroostook Medical Center includes Community General Hospital and A. R. Gould Memorial Hospital. MCA=Maine Community Area. Expected births by area are from Table 9 of this report, and are distributed by birth site using the proportions from Table 10.

Table Prepared by Office of Data, Research, and Vital Statistics; Maine Department of Human Services. January, 1988.

filename: BIRTHS1(CA1) on hard disk

Table 11 (Con't.)

Expected Resident Live Births by Birth Site and Mother's Residence, 1990

Birth Site	Total								
	MCA #11 Westbrook	MCA #12 Portland	MCA #13 Baldwin	MCA #14 Gray	MCA #15 Falmouth	MCA #16 Brunswick	MCA #17 Freeport	MCA #18 Bath	MCA #19 Damariscotta
All Resident Births	232	1,001	268	301	183	376	282	301	258
All Acute Care Facilities	230	989	259	296	183	371	281	295	248
Bath Memorial		1				24	1	153	61
Blue Hill Memorial									1
Calais Regional									
Cary Medical Center									
Castine Community Hosp									
Central Maine Med Ctr		1		14	1	1	5		
Down East Community Hospital								1	
Eastern Maine Med Ctr		1				3			
Franklin Memorial Hosp									
Henrietta D Goodall Hosp									
Houlton Regional Hosp									
Jackson Brook Institute									
James A. Taylor Hospital				1					
Kennebec Valley Medical Center						1		1	1
Maine Coast Memorial Hosp									
Maine Medical Center	146	705	186	192	141	14	151	4	10
Mayo Regional Hosp									
Mercy Hospital	47	190	31	50	29	2	32		
Mid-Maine Medical Center									1
Miles Memorial Hospital						3		18	95
Millinocket Regional Hospital									
Mount Desert Island Hosp									
Northern Cumberland Mem Hosp				9	1				
Northern Maine Medical Center									
Osteopathic Hospital of Maine	35	86	31	35	9		19		
Parkview Memorial Hospital		1		1	3	318	72	113	26
Penobscot Bay Medical Center									15
Penobscot Valley Hospital									
Redington-Fairview General Hosp									
Regional Memorial Hospital						1			
Rumford Community Hospital		1						1	
Sebastiack Valley Hospital									
Southern Maine Medical Center	1	2	2	1		1	1	2	
St Andrew's Hospital									33
St Joseph Hospital									
St Mary's General Hospital	1			2				2	
Stephens Memorial Hospital			1						
The Aroostook Medical Center									
Van Buren Community Hospital									
Waldo County General Hosp									
Waterville Osteopathic Hosp						1			4
Westbrook Community Hosp		1							
York Hospital									
Other Birth Sites	2	12	9	5		5	1	6	10

NOTES: Mid-Maine Medical Center includes Charles A. Dean Hospital, and The Aroostook Medical Center includes Community General Hospital and A. R. Gould Memorial Hospital. MCA=Maine Community Area. Expected births by area are from Table 9 of this report, and are distributed by birth site using the proportions from Table 10.

Table Prepared by Office of Data, Research, and Vital Statistics; Maine Department of Human Services. January, 1988.

filename: BIRTHS1(CA1) on hard disk

Table 11 (Con't.)

Expected Resident Live Births by Birth Site and Mother's Residence, 1990

Birth Site	Total									
	MCA #20 Bridgton	MCA #21 New Gloucester	MCA #22 Auburn	MCA #23 Lewiston	MCA #24 Lisbon	MCA #25 Topsham	MCA #26 Gardiner	MCA #27 Whitfield	MCA #28 Waldoboro	MCA #29 Rockland
All Resident Births	335	194	355	615	269	185	392	230	357	315
All Acute Care Facilities	294	190	349	610	269	183	384	224	345	292
Bath Memorial				1	2	6	12	4	3	1
Blue Hill Memorial										
Calais Regional										
Carroll Medical Center										
Castine Community Hosp										
Central Maine Med Ctr	5	94	221	374	109	9	31	3		1
Down East Community Hospital										
Eastern Maine Med Ctr		1					3		1	5
Franklin Memorial Hosp							1			
Henrietta D Goodall Hosp										
Houlton Regional Hosp										
Jackson Brook Institute										
James A. Taylor Hospital								1		
Kennebec Valley Medical Center				1	2	1	230	98	5	
Maine Coast Memorial Hosp										
Maine Medical Center	117	20	9	8	13	12	9	4	13	5
Mayo Regional Hosp										
Mercy Hospital	21	4		1	1					
Mid-Maine Medical Center	1						24	88	1	
Miles Memorial Hospital							5	9	36	3
Millinocket Regional Hospital										
Mount Desert Island Hosp										
Northern Cumberland Mem Hosp	106	3								
Northern Maine Medical Center										
Osteopathic Hospital of Maine	20	2	1	1	2	1				
Parkview Memorial Hospital			1	6	88	152	55	7	1	1
Penobscot Bay Medical Center							1	6	275	262
Penobscot Valley Hospital							1			
Redington-Fairview General Hosp										
Regional Memorial Hospital										
Rumford Community Hospital										
Sebastiack Valley Hospital										
Southern Maine Medical Center			1	3				1		
St Andrew's Hospital										
St Joseph Hospital										
St Mary's General Hospital	2	43	110	211	51	3	10			
Stephens Memorial Hospital	22	21	6	2						
The Aroostook Medical Center										
Van Buren Community Hospital										
Waldo County General Hosp								1	5	13
Waterville Osteopathic Hosp				1			1	2	3	1
Westbrook Community Hosp										
York Hospital										
Other Birth Sites	41	4	6	5		2	8	6	12	23

NOTES: Mid-Maine Medical Center includes Charles A. Dean Hospital, and The Aroostook Medical Center includes Community General Hospital and A. R. Gould Memorial Hospital. MCA=Maine Community Area. Expected births by area are from Table 9 of this report, and are distributed by birth site using the proportions from Table 10.

Table Prepared by Office of Data, Research, and Vital Statistics; Maine Department of Human Services. January, 1988.

filename: BIRTHS1(CA1) on hard disk

Table 11 (Con't.)

Expected Resident Live Births by Birth Site and Mother's Residence, 1990

Birth Site	Total									
	MCA #30 Norway	MCA #31 Leeds	MCA #32 Monmouth	MCA #33 Augusta	MCA #34 Bethel	MCA #35 Jay	MCA #36 Belgrade	MCA #37 Waterville	MCA #38 Brooks	MCA #39 Belfast
All Resident Births	256	163	229	404	181	159	181	376	179	176
All Acute Care Facilities	250	160	226	399	173	159	180	374	158	154
Bath Memorial			1	2		1			2	
Blue Hill Memorial				1					1	1
Calais Regional										
Cary Medical Center										
Castine Community Hosp										
Central Maine Med Ctr	29	114	74	8	22	31	1			
Down East Community Hospital										
Eastern Maine Med Ctr	1						1	1	11	7
Franklin Memorial Hosp	1	3	22		42	106	2			
Henrietta D Goodall Hosp										
Houlton Regional Hosp										
Jackson Brook Institute										
James A. Taylor Hospital										
Kennebec Valley Medical Center		2	85	315		1	19	1	3	
Maine Coast Memorial Hosp										1
Maine Medical Center	16	1	6	10	2	7	2	6	1	1
Mayo Regional Hosp										
Mercy Hospital	2							1		
Mid-Maine Medical Center		1	18	54			144	336	40	5
Miles Memorial Hospital				1					1	
Millinocket Regional Hospital			1							
Mount Desert Island Hosp										
Northern Cumberland Mem Hosp	6				1					
Northern Maine Medical Center										
Osteopathic Hospital of Maine	1									
Parkview Memorial Hospital				2						
Penobscot Bay Medical Center									3	18
Penobscot Valley Hospital										
Redington-Fairview General Hosp							1	1		
Regional Memorial Hospital										
Rumford Community Hospital	2				18					
Sebasticook Valley Hospital										
Southern Maine Medical Center						1				
St Andrew's Hospital										
St Joseph Hospital										
St Mary's General Hospital	12	26	13		7	10				
Stephens Memorial Hospital	181	13			81	1				
The Aroostook Medical Center										
Van Buren Community Hospital										
Waldo County General Hosp									61	121
Waterville Osteopathic Hosp			6	6			9	28	34	
Westbrook Community Hosp										
York Hospital										
Other Birth Sites	6	3	3	5	8		1	2	21	22

NOTES: Mid-Maine Medical Center includes Charles A. Dean Hospital, and The Aroostook Medical Center includes Community General Hospital and A. R. Gould Memorial Hospital. MCA=Maine Community Area. Expected births by area are from Table 9 of this report, and are distributed by birth site using the proportions from Table 10.

Table Prepared by Office of Data, Research, and Vital Statistics; Maine Department of Human Services. January, 1988.

filename: BIRTHS1(CA1) on hard disk

Table 11 (Con't.)

Expected Resident Live Births by Birth Site and Mother's Residence, 1990

Birth Site	Total								
	MCA #40 Bucksport	MCA #41 Rumford	MCA #42 Farmington	MCA #43 Skowhegan	MCA #44 Fairfield	MCA #45 Pittsfield	MCA #46 Rangely	MCA #47 Greenville	MCA #48 Dover- Foxcroft
All Resident Births	190	201	229	218	212	160	276	225	271
All Acute Care Facilities	185	198	222	215	212	157	268	218	267
Bath Memorial									
Blue Hill Memorial	36								
Calais Regional									
Cary Medical Center									
Castine Community Hosp									
Central Maine Med Ctr		12	1	1			4		
Down East Community Hospital									
Eastern Maine Med Ctr	123		2	7	1	24	3	24	56
Franklin Memorial Hosp		59	207	10			153	3	
Henrietta D Goodall Hosp									
Houlton Regional Hosp									
Jackson Brook Institute									
James A. Taylor Hospital	1						3		
Kennebec Valley Medical Center				1	1				
Maine Coast Memorial Hosp	4								
Maine Medical Center	2	1	6	2		1	1		2
Mayo Regional Hosp						1		88	197
Mercy Hospital		1							
Mid-Maine Medical Center	1			85	172	108	50	64	4
Miles Memorial Hospital									
Millinocket Regional Hospital									7
Mount Desert Island Hosp									
Northern Cumberland Mem Hosp									
Northern Maine Medical Center									
Osteopathic Hospital of Maine									
Parkview Memorial Hospital				2				1	
Penobscot Bay Medical Center									
Penobscot Valley Hospital									1
Redington-Fairview General Hosp			2	97	3	11	52	38	
Regional Memorial Hospital									
Rumford Community Hospital		95							
Sebasticook Valley Hospital							1		
Southern Maine Medical Center			2						
St Andrew's Hospital									
St Joseph Hospital									
St Mary's General Hospital		12							
Stephens Memorial Hospital		18	1						
The Arrostook Medical Center									
Van Buren Community Hospital									
Waldo County General Hosp	19					1			
Waterville Osteopathic Hosp				9	33	8	5	1	
Westbrook Community Hosp									
York Hospital									
Other Birth Sites	5	3	7	3		3	8	8	4

NOTES: Mid-Maine Medical Center includes Charles A. Dean Hospital, and The Arrostook Medical Center includes Community General Hospital and A. R. Gould Memorial Hospital. MCA=Maine Community Area. Expected births by area are from Table 9 of this report, and are distributed by birth site using the proportions from Table 10.

Table Prepared by Office of Data, Research, and Vital Statistics; Maine Department of Human Services. January, 1988.

filename: BIRTHS1(CA1) on hard disk

Table 11 (Con't.)

Expected Resident Live Births by Birth Site and Mother's Residence, 1990

Birth Site	Total									
	MCA #49 Corinth	MCA #50 Bangor	MCA #51 Old Town	MCA #52 Orono	MCA #53 Brewer	MCA #54 Ellsworth	MCA #55 Deer Isle	MCA #56 Bar Harbor	MCA #57 Machias	MCA #58 Calais
All Resident Births	227	794	233	117	286	185	177	247	268	234
All Acute Care Facilities	224	785	228	117	280	185	171	238	264	199
Bath Memorial										
Blue Hill Memorial						76	145	56	39	
Calais Regional									3	136
Carv Medical Center		1								
Castine Community Hosp										
Central Maine Med Ctr										
Down East Community Hospital								2	154	45
Eastern Maine Med Ctr	163	749	220	115	274	21	13	11	16	12
Franklin Memorial Hosp										
Henrietta D Goodall Hosp										
Houlton Regional Hosp										1
Jackson Brook Institute										
James A. Taylor Hospital	6	15	3	2	2					
Kennebec Valley Medical Center										1
Maine Coast Memorial Hosp		6			4	74	12	67	48	
Maine Medical Center	1	2	5					1	3	
Mayo Regional Hosp	29									
Mercy Hospital										
Mid-Maine Medical Center	19	6								1
Miles Memorial Hospital										
Millinocket Regional Hospital										1
Mount Desert Island Hosp						13	1	100	3	
Northern Cumberland Mem Hosp										
Northern Maine Medical Center										
Osteopathic Hospital of Maine										
Parkview Memorial Hospital		1								
Penobscot Bay Medical Center										
Penobscot Valley Hospital	1	1								1
Redington-Fairview General Hosp	1									
Regional Memorial Hospital										
Rumford Community Hospital										
Sebasticook Valley Hospital	1									
Southern Maine Medical Center										
St Andrew's Hospital										
St Joseph Hospital										
St Mary's General Hospital										
Stevens Memorial Hospital										
The Aroostook Medical Center		1								
Van Buren Community Hospital										
Waldo County General Hosp		2								
Waterville Osteopathic Hosp	2									
Westbrook Community Hosp										
York Hospital										
Other Birth Sites	3	9	5		6		6	9	4	35

NOTES: Mid-Maine Medical Center includes Charles A. Dean Hospital, and The Aroostook Medical Center includes Community General Hospital and A. R. Gould Memorial Hospital. MCA=Maine Community Area. Expected births by area are from Table 9 of this report, and are distributed by birth site using the proportions from Table 10.

Table Prepared by Office of Data, Research, and Vital Statistics; Maine Department of Human Services. January, 1988.

filename: BIRTHS1(CA1) on hard disk

Table 11 (Con't.)

Expected Resident Live Births by Birth Site and Mother's Residence, 1990

Birth Site	MCA #59 Lincoln	MCA #60 Millinocket	MCA #61 Houlton	MCA #62 Presque Isle	MCA #63 Fort Fairfield	MCA #64 Caribou	MCA #65 Madawaska	MCA #66 Fort Kent	Residents of Unassigned Areas
All Resident Births	202	199	271	373	227	178	120	151	35
All Acute Care Facilities	200	197	270	333	63	128	107	150	27
Bath Memorial Blue Hill Memorial Calais Regional Cary Medical Center Castine Community Hosp			2	57	35	108	73	20	
Central Maine Med Ctr Down East Community Hospital Eastern Maine Med Ctr Franklin Memorial Hosp Henrietta D Goodall Hosp	60 1	35	5			2	1	3	4
Houlton Regional Hosp Jackson Brook Institute James A. Taylor Hospital Kennebec Valley Medical Center Maine Coast Memorial Hosp	1	13	225	2					1
Maine Medical Center Mayo Regional Hosp Mercy Hospital Mid-Maine Medical Center Miles Memorial Hospital	2 1	1		1	1		1		3 1 8
Millinocket Regional Hospital Mount Desert Island Hosp Northern Cumberland Mem Hosp Northern Maine Medical Center Osteopathic Hospital of Maine	18	147	17				21	102	4
Parkview Memorial Hospital Penobscot Bay Medical Center Penobscot Valley Hospital Redington-Fairview General Hosp Regional Memorial Hospital	116								3
Rumford Community Hospital Sebasticook Valley Hospital Southern Maine Medical Center St Andrew's Hospital St Joseph Hospital							1		1
St Mary's General Hospital Stephens Memorial Hospital The Aroostook Medical Center Van Buren Community Hospital Waldo County General Hosp	1		20	272	26	19	10	25	3
Waterville Osteopathic Hosp Westbrook Community Hosp York Hospital									
Other Birth Sites	2	2	1	40	164	50	13	1	8

NOTES: Mid-Maine Medical Center includes Charles A. Dean Hospital, and The Aroostook Medical Center includes Community General Hospital and A. R. Gould Memorial Hospital. MCA=Maine Community Area. Expected births by area are from Table 9 of this report, and are distributed by birth site using the proportions from Table 10.

Table Prepared by Office of Data, Research, and Vital Statistics; Maine Department of Human Services. January, 1988.

filename: BIRTHS1(CA1) on hard disk

Table 12

Expected Resident Live Births by Birth Site and Mother's Residence, 1995

Birth Site	Resident	MCA #									
	Live Births	MCA #1 Berwick	MCA #2 York	MCA #3 Sanford	MCA #4 Kennebunk	MCA #5 Buxton	MCA #6 Biddeford	MCA #7 Saco	MCA #8 Scarboro	MCA #9 South Portland	MCA #10 Gorham
All Resident Births	17,237	411	311	466	212	264	390	297	147	460	176
All Acute Care Facilities	15,971	33	109	388	198	263	381	288	146	459	175
Bath Memorial	259										
Blue Hill Memorial	340										
Calais Regional	124										
Cary Medical Center	251										
Castine Community Hosp	0										
Central Maine Med Ctr	1,072										
Down East Community Hospital	184										
Eastern Maine Med Ctr	1,805									2	2
Franklin Memorial Hosp	563										
Henrietta D Goodall Hosp	417	19	34	299	15	32	13	3		1	
Houlton Regional Hosp	218										
Jackson Brook Institute	0										
James A. Taylor Hospital	31										
Kennebec Valley Medical Center	715										
Maine Coast Memorial Hosp	203										
Maine Medical Center	2,839	8	31	52	55	154	103	131	104	351	114
Mayo Regional Hosp	297										
Mercy Hospital	621	2	3	4	4	35	13	20	23	89	42
Mid-Maine Medical Center	1,135										
Miles Memorial Hospital	167										
Millinocket Regional Hospital	173							1			
Mount Desert Island Hosp	111										
Northern Cumberland Mem Hosp	123								1		
Northern Maine Medical Center	102										
Osteopathic Hospital of Maine	400		7	6	19	26	33	31	16	15	16
Parkview Memorial Hospital	813								1		1
Penobscot Bay Medical Center	551										
Penobscot Valley Hospital	113										
Redington-Fairview General Hosp	193										
Regional Memorial Hospital	1										
Rumford Community Hospital	105										
Sebastiack Valley Hospital	2										
Southern Maine Medical Center	523	4	31	28	105	15	218	102	1		
St Andrew's Hospital	34										
St Joseph Hospital	0										
St Mary's General Hospital	471										
Stephens Memorial Hospital	325										
The Aroostook Medical Center	333										
Van Buren Community Hospital	0										
Waldo County General Hosp	210										
Waterville Osteopathic Hosp	145										
Westbrook Community Hosp	1										
York Hospital	1		1								
Other Birth Sites	1,266	378	202	78	14	1	9	9	1	1	1

NOTES: Mid-Maine Medical Center includes Charles A. Dean Hospital, and The Aroostook Medical Center includes Community General Hospital and A. R. Gould Memorial Hospital. MCA=Maine Community Area. Expected births by area are from Table 9 of this report, and are distributed by birth site using the proportions from table 10.

Table Prepared by Office of Data, Research, and Vital Statistics; Maine Department of Human Services. December, 1987.

filename: BIRTHS95(CA1) on hard disk

Table 12 (Con't.)

Expected Resident Live Births by Birth Site and Mother's Residence, 1995

Birth Site	MCA #11 Westbrook	MCA #12 Portland	MCA #13 Baldwin	MCA #14 Gray	MCA #15 Falmouth	MCA #16 Brunswick	MCA #17 Freeport	MCA #18 Bath	MCA #19 Damariscotta
All Resident Births	208	922	265	296	162	361	273	272	255
All Acute Care Facilities	206	911	257	291	162	356	272	266	245
Bath Memorial		1				23	1	138	61
Blue Hill Memorial									1
Calais Regional									
Cary Medical Center									
Castine Community Hosp									
Central Maine Med Ctr		1		13	1	1	5		
Down East Community Hospital								1	
Eastern Maine Med Ctr		1				3			
Franklin Memorial Hosp									
Henrietta D Goodall Hosp									
Houlton Regional Hosp									
Jackson Brook Institute									
James A. Taylor Hospital				1					
Kennebec Valley Medical Center						1		1	1
Maine Coast Memorial Hosp									
Maine Medical Center	131	650	184	189	125	14	146	4	10
Mayo Regional Hosp									
Mercy Hospital	42	175	30	49	25	2	31		
Mid-Maine Medical Center									1
Miles Memorial Hospital						3		17	94
Millinocket Regional Hospital									
Mount Desert Island Hosp									
Northern Cumberland Mem Hosp			8	1					
Northern Maine Medical Center									
Osteopathic Hospital of Maine	31	79	30	34	8		19		
Parkview Memorial Hospital		1		1	2	305	69	102	26
Penobscot Bay Medical Center									15
Penobscot Valley Hospital									
Redington-Fairview General Hosp									
Regional Memorial Hospital						1			
Rumford Community Hospital		1						1	
Sebasticook Valley Hospital									
Southern Maine Medical Center	1	2	2	1		1	1	2	32
St Andrew's Hospital									
St Joseph Hospital									
St Mary's General Hospital	1			2				2	
Stephens Memorial Hospital			1						
The Aroostook Medical Center									
Van Buren Community Hospital									
Waldo County General Hosp									
Waterville Osteopathic Hosp						1			4
Westbrook Community Hosp		1							
York Hospital									
Other Birth Sites	2	11	8	5		5	1	6	10

NOTES: Mid-Maine Medical Center includes Charles A. Dean Hospital, and The Aroostook Medical Center includes Community General Hospital and A. R. Gould Memorial Hospital. MCA=Maine Community Area. Expected births by area are from Table 9 of this report, and are distributed by birth site using the proportions from table 10.

Table Prepared by Office of Data, Research, and Vital Statistics; Maine Department of Human Services. December, 1987.

filename: BIRTHS95(CA1) on hard disk

Table 12 (Con't.)

Expected Resident Live Births by Birth Site and Mother's Residence, 1995

Birth Site	MCA #20	MCA #21	MCA #22	MCA #23	MCA #24	MCA #25	MCA #26	MCA #27	MCA #28	MCA #29
	Bridgton	New Gloucester	Auburn	Lewiston	Lisbon	Topsham	Gardiner	Whitfield	Waldoboro	Rockland
All Resident Births	328	179	320	552	261	175	369	219	344	295
All Acute Care Facilities	287	175	315	547	261	173	362	214	332	273
Bath Memorial				1	2	6	11	4	3	1
Blue Hill Memorial										
Calais Regional										
Gary Medical Center										
Castine Community Hosp										
Central Maine Med Ctr	5	87	200	336	105	8	29	3		1
Down East Community Hospital										
Eastern Maine Med Ctr		1					2		1	4
Franklin Memorial Hosp							1			
Henrietta D Goodall Hosp										
Houlton Regional Hosp										
Jackson Brook Institute										
James A. Taylor Hospital								1		
Kennebec Valley Medical Center				1	2	1	217	93	5	
Maine Coast Memorial Hosp										
Maine Medical Center	115	19	8	7	13	11	8	4	13	4
Mayo Regional Hosp										
Mercy Hospital	20	4		1	1					
Mid-Maine Medical Center	1						23	84	1	
Miles Memorial Hospital							5	8	35	3
Millinocket Regional Hospital										
Mount Desert Island Hosp										
Northern Cumberland Mem Hosp	104	3								
Northern Maine Medical Center										
Osteopathic Hospital of Maine	19	2	1	1	2	1				
Parkview Memorial Hospital			1	6	86	144	52	6	1	1
Penobscot Bay Medical Center							1	5	265	245
Penobscot Valley Hospital							1			
Redington-Fairview General Hosp										
Regional Memorial Hospital										
Rumford Community Hospital										
Sebasticook Valley Hospital										
Southern Maine Medical Center			1	3				1		
St Andrew's Hospital										
St Joseph Hospital										
St Mary's General Hospital	2	39	99	189	49	3	10			
Stephens Memorial Hospital	21	20	5	2						
The Aroostook Medical Center										
Van Buren Community Hospital										
Waldo County General Hosp								1	5	12
Waterville Osteopathic Hosp				1			1	2	3	1
Westbrook Community Hosp										
York Hospital										
Other Birth Sites	41	4	5	5		2	7	5	12	22

NOTES: Mid-Maine Medical Center includes Charles A. Dean Hospital, and The Aroostook Medical Center includes Community General Hospital and A. R. Gould Memorial Hospital. MCA=Maine Community Area. Expected births by area are from Table 9 of this report, and are distributed by birth site using the proportions from table 10.

Table Prepared by Office of Data, Research, and Vital Statistics; Maine Department of Human Services. December, 1987.

filename: BIRTHS95(CA1) on hard disk

Table 12 (Con't.)

Expected Resident Live Births by Birth Site and Mother's Residence, 1995

Birth Site	MCA #30 Norway	MCA #31 Leeds	MCA #32 Monmouth	MCA #33 Augusta	MCA #34 Bethel	MCA #35 Jay	MCA #36 Belgrade	MCA #37 Waterville	MCA #38 Brooks	MCA #39 Belfast
All Resident Births	244	154	215	365	165	143	169	330	169	164
All Acute Care Facilities	239	151	213	361	158	143	168	328	149	144
Bath Memorial			1	2		1			2	
Blue Hill Memorial				1					1	1
Calais Regional										
Cary Medical Center										
Castine Community Hosp										
Central Maine Med Ctr	27	108	69	7	20	28	1			
Down East Community Hospital										
Eastern Maine Med Ctr	1						1	1	10	6
Franklin Memorial Hosp	1	3	20		38	95	2			
Henrietta D Goodall Hosp										
Houlton Regional Hosp										
Jackson Brook Institute										
James A. Taylor Hospital										
Kennebec Valley Medical Center		2	80	284		1	18	1	3	
Maine Coast Memorial Hosp										1
Maine Medical Center	15	1	6	9	2	6	2	5	1	1
Mayo Regional Hosp										
Mercy Hospital	2							1		
Mid-Maine Medical Center		1	17	49			135	294	37	5
Miles Memorial Hospital				1					1	
Millinocket Regional Hospital										
Mount Desert Island Hosp										
Northern Cumberland Mem Hosp	5					1				
Northern Maine Medical Center										
Osteopathic Hospital of Maine	1									
Parkview Memorial Hospital				2						
Penobscot Bay Medical Center									3	17
Penobscot Valley Hospital										
Redington-Fairview General Hosp							1	1		
Regional Memorial Hospital										
Rumford Community Hospital	2				17					
Sebasticook Valley Hospital										
Southern Maine Medical Center						1				
St Andrew's Hospital										
St Joseph Hospital										
St Mary's General Hospital	12	25	12		6	9				
Stephens Memorial Hospital	172	12			74	1				
The Aroostook Medical Center										
Van Buren Community Hospital										
Waldo County General Hosp									58	113
Waterville Osteopathic Hosp			6	5			8	24	32	
Westbrook Community Hosp										
York Hospital										
Other Birth Sites	5	3	2	4	7		1	2	20	20

NOTES: Mid-Maine Medical Center includes Charles A. Dean Hospital, and The Aroostook Medical Center includes Community General Hospital and A. R. Gould Memorial Hospital. MCA=Maine Community Area. Expected births by area are from Table 9 of this report, and are distributed by birth site using the proportions from table 10.

Table Prepared by Office of Data, Research, and Vital Statistics; Maine Department of Human Services. December, 1987.

filename: BIRTHS95(CA1) on hard disk

Table 12 (Con't.)

Expected Resident Live Births by Birth Site and Mother's Residence, 1995

Birth Site	MCA #40 Bucksport	MCA #41 Rumford	MCA #42 Farmington	MCA #43 Skowhegan	MCA #44 Fairfield	MCA #45 Pittsfield	MCA #46 Rangely	MCA #47 Greenville	MCA #48 Dover- Foxcroft
All Resident Births	174	180	211	203	200	151	262	211	253
All Acute Care Facilities	170	178	205	200	200	149	255	204	250
Bath Memorial									
Blue Hill Memorial	33								
Calais Regional									
Cary Medical Center									
Castine Community Hosp									
Central Maine Med Ctr		11	1	1			4		
Down East Community Hospital									
Eastern Maine Med Ctr	112	53	2	6	1	22	2	22	52
Franklin Memorial Hosp			191	9			146	2	
Henrietta D Goodall Hosp									
Houlton Regional Hosp									
Jackson Brook Institute									
James A. Taylor Hospital	1					2			
Kennebec Valley Medical Center				1	1				
Maine Coast Memorial Hosp	3								
Maine Medical Center	2	1	5	2		1	1		2
Mayo Regional Hosp						1		82	184
Mercy Hospital		1							
Mid-Maine Medical Center	1			79	162	102	47	60	3
Miles Memorial Hospital									
Millinocket Regional Hospital									7
Mount Desert Island Hosp									
Northern Cumberland Mem Hosp									
Northern Maine Medical Center									
Osteopathic Hospital of Maine									
Parkview Memorial Hospital				2				1	
Penobscot Bay Medical Center									
Penobscot Valley Hospital									1
Redington-Fairview General Hosp			2	90	3	10	50	35	
Regional Memorial Hospital									
Rumford Community Hospital		85							
Sebasticook Valley Hospital						1			
Southern Maine Medical Center			2						
St Andrew's Hospital									
St Joseph Hospital									
St Mary's General Hospital		11							
Stephens Memorial Hospital		16	1						
The Aroostook Medical Center									
Van Buren Community Hospital									
Waldo County General Hosp	17				1				
Waterville Osteopathic Hosp				8	31	7	5	1	
Westbrook Community Hosp									
York Hospital									
Other Birth Sites	4	2	6	3		2	7	7	3

NOTES: Mid-Maine Medical Center includes Charles A. Dean Hospital, and The Aroostook Medical Center includes Community General Hospital and A. R. Gould Memorial Hospital. MCA=Maine Community Area. Expected births by area are from Table 9 of this report, and are distributed by birth site using the proportions from table 10.

Table Prepared by Office of Data, Research, and Vital Statistics; Maine Department of Human Services. December, 1987.

filename: BIRTHS95(CA1) on hard disk

Table 12 (Con't.)

Expected Resident Live Births by Birth Site and Mother's Residence, 1995

Birth Site	MCA #49	MCA #50	MCA #51	MCA #52	MCA #53	MCA #54	MCA #55	MCA #56	MCA #57	MCA #58
	Corinth	Bangor	Old Town	Orono	Brewer	Ellsworth	Deer Isle	Bar Harbor	Machias	Calais
All Resident Births	217	734	213	82	260	180	171	232	245	209
All Acute Care Facilities	214	725	209	82	254	180	165	224	242	178
Bath Memorial										
Blue Hill Memorial						74	140	53	36	
Calais Regional									2	122
Cary Medical Center		1								
Castine Community Hosp										
Central Maine Med Ctr										
Down East Community Hospital								2	140	41
Eastern Maine Med Ctr	156	692	201	81	249	21	13	10	15	10
Franklin Memorial Hosp										
Henrietta D Goodall Hosp										
Houlton Regional Hosp										1
Jackson Brook Institute										
James A. Taylor Hospital	5	14	3	1	2					
Kennebec Valley Medical Center										1
Maine Coast Memorial Hosp		5			3	72	11	63	44	
Maine Medical Center	1	2	4					1	2	
Mayo Regional Hosp	27									
Mercy Hospital										
Mid-Maine Medical Center	19	5								1
Miles Memorial Hospital										
Millinocket Regional Hospital										1
Mount Desert Island Hosp						13	1	94	2	
Northern Cumberland Mem Hosp										
Northern Maine Medical Center										
Osteopathic Hospital of Maine										
Parkview Memorial Hospital		1								
Penobscot Bay Medical Center										
Penobscot Valley Hospital	1	1								1
Redington-Fairview General Hosp	1									
Regional Memorial Hospital										
Rumford Community Hospital										
Sebasticook Valley Hospital	1									
Southern Maine Medical Center										
St Andrew's Hospital										
St Joseph Hospital										
St Mary's General Hospital										
Stephens Memorial Hospital										
The Aroostook Medical Center		1								
Van Buren Community Hospital										
Waldo County General Hosp		2								
Waterville Osteopathic Hosp	2									
Westbrook Community Hosp										
York Hospital										
Other Birth Sites	3	9	4		6		6	8	3	31

NOTES: Mid-Maine Medical Center includes Charles A. Dean Hospital, and The Aroostook Medical Center includes Community General Hospital and A. R. Gould Memorial Hospital. MCA=Maine Community Area. Expected births by area are from Table 9 of this report, and are distributed by birth site using the proportions from table 10.

Table Prepared by Office of Data, Research, and Vital Statistics; Maine Department of Human Services. December, 1987.

filename: BIRTHS95(CA1) on hard disk

Table 12 (Con't.)

Expected Resident Live Births by Birth Site and Mother's Residence, 1995

Birth Site	Residents of								
	MCA #59 Lincoln	MCA #60 Millinocket	MCA #61 Houlton	MCA #62 Presque Isle	MCA #63 Fort Fairfield	MCA #64 Caribou	MCA #65 Madawaska	MCA #66 Fort Kent	Unassigned Areas
All Resident Births	183	175	242	331	206	152	94	127	31
All Acute Care Facilities	181	173	241	295	57	110	84	126	24
Bath Memorial									
Blue Hill Memorial									
Calais Regional									
Cary Medical Center			2	51	32	92	57	17	
Castine Community Hosp									
Central Maine Med Ctr									
Down East Community Hospital									
Eastern Maine Med Ctr	54	31	5			2	1	3	3
Franklin Memorial Hosp	1								
Henrietta D Goodall Hosp									
Houlton Regional Hosp	1	12	201	2					1
Jackson Brook Institute									
James A. Taylor Hospital									
Kennebec Valley Medical Center									
Maine Coast Memorial Hosp									
Maine Medical Center	2	1		1	1		1		2
Mayo Regional Hosp	1								1
Mercy Hospital									
Mid-Maine Medical Center									7
Miles Memorial Hospital									
Millinocket Regional Hospital	16	129	15						3
Mount Desert Island Hosp									
Northern Cumberland Mem Hosp									
Northern Maine Medical Center							16	86	
Osteopathic Hospital of Maine									
Parkview Memorial Hospital									
Penobscot Bay Medical Center									
Penobscot Valley Hospital	106								2
Redington-Fairview General Hosp									
Regional Memorial Hospital									
Rumford Community Hospital									
Sebasticook Valley Hospital									
Southern Maine Medical Center							1		1
St Andrew's Hospital									
St Joseph Hospital									
St Mary's General Hospital									
Stephens Memorial Hospital									
The Aroostook Medical Center	1		18	242	24	16	8	21	2
Van Buren Community Hospital									
Waldo County General Hosp									
Waterville Osteopathic Hosp									
Westbrook Community Hosp									
York Hospital									
Other Birth Sites	2	2	1	36	149	42	10	1	7

NOTES: Mid-Maine Medical Center includes Charles A. Dean Hospital, and The Aroostook Medical Center includes Community General Hospital and A. R. Gould Memorial Hospital. MCA=Maine Community Area. Expected births by area are from Table 9 of this report, and are distributed by birth site using the proportions from table 10.

Table Prepared by Office of Data, Research, and Vital Statistics; Maine Department of Human Services. December, 1987.

filename: BIRTHS95(CA1) on hard disk

Table 13

Resident, Non-Resident, and Total Live Births by Hospital; Actual 1986, Expected 1990 and 1995

Facility Name	Actual 1986 Live Births			Expected 1990 Live Births			Expected 1995 Live Births		
	Resident	Non-Res.	Total	Resident	Non-Res.	Total	Resident	Non-Res.	Total
All Facilities	15,365	101	15,466	17,198	111	17,310	15,971	105	16,075
Bath Memorial	280	3	283	277	3	280	259	3	261
Blue Hill Memorial	297	0	297	357	0	357	340	0	340
Calais Regional	119	1	120	139	1	140	124	1	125
Cary Medical Center	303	0	303	296	0	296	251	0	251
Castine Community Hosp	0	0	0	0	0	0	0	0	0
Central Maine Med Ctr	1,056	4	1,060	1,166	4	1,170	1,072	4	1,076
Down East Community Hospital	164	3	167	202	4	205	184	3	187
Eastern Maine Med Ctr	1,687	3	1,690	1,983	4	1,987	1,805	3	1,808
Franklin Memorial Hosp	499	0	499	610	0	610	563	0	563
Henrietta D Goodall Hosp	406	5	411	430	5	436	417	5	422
Houlton Regional Hosp	225	1	226	244	1	245	218	1	219
Jackson Brook Institute	0	0	0	0	0	0	0	0	0
James A. Taylor Hospital	29	0	29	34	0	34	31	0	31
Kennebec Valley Medical Center	649	0	649	771	0	771	715	0	715
Maine Coast Memorial Hosp	192	0	192	215	0	215	203	0	203
Maine Medical Center	2,776	56	2,832	3,018	61	3,079	2,839	57	2,896
Mayo Regional Hosp	261	0	261	317	0	317	297	0	297
Mercy Hospital	616	1	617	662	1	663	621	1	622
Mid-Maine Medical Center	1,031	3	1,034	1,231	4	1,234	1,135	3	1,138
Miles Memorial Hospital	150	0	150	172	0	172	167	0	167
Millinocket Regional Hospital	165	0	165	196	0	196	173	0	173
Mount Desert Island Hosp	115	1	116	118	1	119	111	1	112
Northern Cumberland Mem Hosp	110	5	115	126	6	132	123	6	129
Northern Maine Medical Center	111	0	111	123	0	123	102	0	102
Osteopathic Hospital of Maine	394	1	395	423	1	424	400	1	401
Parkview Memorial Hospital	817	1	818	855	1	856	813	1	813
Penobscot Bay Medical Center	518	1	519	580	1	581	551	1	553
Penobscot Valley Hospital	120	0	120	125	0	125	113	0	113
Redington-Fairview General Hosp	172	0	172	206	0	206	193	0	193
Regional Memorial Hospital	1	0	1	1	0	1	1	0	1
Rumford Community Hospital	92	1	93	117	1	118	105	1	106
Sebastiack Valley Hospital	2	0	2	2	0	2	2	0	2
Southern Maine Medical Center	487	8	495	546	9	555	523	9	531
St Andrew's Hospital	28	0	28	34	0	34	34	0	34
St Joseph Hospital	0	0	0	0	0	0	0	0	0
St Mary's General Hospital	470	0	470	515	0	515	471	0	471
Stephens Memorial Hospital	307	0	307	347	0	347	325	0	325
The Aroostook Medical Center	364	0	364	378	0	378	333	0	333
Van Buren Community Hospital	0	0	0	0	0	0	0	0	0
Waldo County General Hosp	219	2	221	224	2	226	210	2	212
Waterville Osteopathic Hosp	131	1	132	155	1	157	145	1	146
Westbrook Community Hosp	1	0	1	1	0	1	1	0	1
York Hospital	1	0	1	2	0	2	1	0	1

NOTES: Mid-Maine Medical Center includes Charles A. Dean Hospital, and The Aroostook Medical Center includes Community General Hospital and A. R. Gould Memorial Hospital. Resident and Non-Resident Live Births for 1986 are from Table 10 in this report; Resident Live Births for 1990 and 1995 are from Tables 11 and 12. Total Live Births for 1990 and 1995 are calculated by multiplying the resident live births by the ratio of total to resident live births during 1986, the most recent year for which such data are available.

Table Prepared by Office of Data, Research, and Vital Statistics; Maine Department of Human Services. December, 1987.

filename: BIRTHS4(61) on disk 03-057

Table 14

Actual Inpatient Days by Hospital and Type of Care, 1985

Facility Name	Total Inpatient Days	Obstetrical Care			Non-OB Inpatient Days	Psychiatric		Intensive and Cardiac Care		Alcohol Rehab		Medical-Surgical, Pediatric, and Medical Rehab	
		Inpatient Days	Discharges	Avg Length of Stay		Inpatient Days	Percent Non-OB	Inpatient Days	Percent Non-OB	Inpatient Days	Percent Non-OB	Inpatient Days	Percent Non-OB
All Facilities	1,061,334	62,972			998,362	54,239	5.43%	69,873	7.00%	46,323	4.64%	827,927	82.93%
Bath Memorial	8,385	805	238	3.38	7,580	0	0.00%	544	7.18%	0	0.00%	7,036	92.82%
Blue Hill Memorial	7,209	1,003	374	2.68	6,206	0	0.00%	517	8.33%	0	0.00%	5,689	91.67%
Calais Regional	7,710	642	182	3.53	7,068	0	0.00%	579	8.19%	0	0.00%	6,489	91.81%
Cary Medical Center (1983)	18,269	1,328	391	3.40	16,941	0	0.00%	0	0.00%	0	0.00%	16,941	100.00%
Castine Community Hospital	1,174	0			1,174	0	0.00%	0	0.00%	0	0.00%	1,174	100.00%
Central Maine Med Center	58,578	3,254	1,318	2.47	55,324	0	0.00%	4,678	8.46%	0	0.00%	50,646	91.54%
Down East Community Hospital	9,311	653	234	2.79	8,658	0	0.00%	0	0.00%	0	0.00%	8,658	100.00%
Eastern Maine Med Center	111,955	8,947	2,483	3.60	103,008	5,045	4.90%	8,338	8.09%	11,956	11.61%	77,669	75.40%
Franklin Memorial Hospital	16,923	1,498	*	2.23	15,425	0	0.00%	886	5.74%	0	0.00%	14,539	94.26%
Henrietta D Goodall Hospital	18,364	1,842	576	3.20	16,522	0	0.00%	1,548	9.37%	0	0.00%	14,974	90.63%
Houlton Regional Hospital	12,085	1,223	305	4.01	10,862	0	0.00%	787	7.25%	0	0.00%	10,075	92.75%
Jackson Brook Institute	19,090	0			19,090	11,410	59.77%	0	0.00%	7,680	40.23%	0	0.00%
James A. Taylor Hospital	4,266	91	38	2.39	4,175	0	0.00%	252	6.04%	0	0.00%	3,923	93.96%
Kennebec Valley Med Center	48,406	3,540	935	3.79	44,866	3,588	8.00%	2,997	6.68%	0	0.00%	38,281	85.32%
Maine Coast Memorial Hosp	11,575	621	193	3.22	10,954	0	0.00%	1,456	13.29%	0	0.00%	9,498	86.71%
Maine Medical Center	174,427	10,828	3,075	3.52	163,599	9,338	5.71%	15,871	9.70%	0	0.00%	138,390	84.59%
Mayo Regional Hosp	12,441	0			12,441	0	0.00%	578	4.65%	0	0.00%	11,863	95.35%
Mercy Hospital	60,596	2,215	667	3.32	58,381	0	0.00%	3,178	5.44%	10,013	17.15%	45,190	77.41%
Mid-Maine Medical Center	70,265	3,847	*	3.81	66,418	8,221	12.38%	4,469	6.73%	8,779	13.22%	44,949	67.68%
Miles Memorial Hospital	5,502	424	206	2.06	5,078	0	0.00%	427	8.41%	0	0.00%	4,651	91.59%
Millinocket Regional Hosp	7,978	765	252	3.04	7,213	0	0.00%	276	3.83%	0	0.00%	6,937	96.17%
Mount Desert Island Hosp	10,948	243	83	2.93	10,705	0	0.00%	415	3.88%	0	0.00%	10,290	96.12%
No. Cumberland Mem Hosp	10,570	421	164	2.57	10,149	0	0.00%	1,037	10.22%	0	0.00%	9,112	89.78%
Northern Maine Med Ctr	9,083	25	*	4.01	9,058	0	0.00%	637	7.03%	0	0.00%	8,421	92.97%
Osteopathic Hosp of Maine	40,089	1,720	*	3.13	38,369	0	0.00%	2,493	6.50%	0	0.00%	35,876	93.50%
Parkview Memorial Hosp	12,004	2,924	953	3.07	9,080	0	0.00%	1,250	13.77%	0	0.00%	7,830	86.23%
Penobscot Bay Med Ctr	29,659	2,220	672	3.30	27,439	1,756	6.40%	1,201	4.38%	0	0.00%	24,482	89.22%
Penobscot Valley Hospital	8,249	428	156	2.74	7,821	0	0.00%	526	6.73%	0	0.00%	7,295	93.27%
Redington-Fairview Gen'l Hosp	15,309	541	284	1.90	14,768	0	0.00%	952	6.45%	0	0.00%	13,816	93.55%
Regional Memorial Hospital	18,717	0			18,717	2,922	15.61%	1,191	6.36%	0	0.00%	14,604	78.03%
Rumford Community Hospital	14,576	329	98	3.36	14,247	0	0.00%	1,149	8.06%	0	0.00%	13,098	91.94%
Sebastiack Valley Hosp	4,849	0			4,849	0	0.00%	359	7.40%	0	0.00%	4,490	92.60%
Southern Maine Med Ctr	40,799	2,658	683	3.89	38,141	2,910	7.63%	2,167	5.68%	0	0.00%	33,064	86.69%
St Andrew's Hospital	4,226	145	45	3.22	4,081	0	0.00%	0	0.00%	0	0.00%	4,081	100.00%
St Joseph Hospital	18,681	0			18,681	0	0.00%	1,304	6.98%	0	0.00%	17,377	93.02%
St Mary's General Hospital	49,352	3,109	622	5.00	46,243	6,274	13.57%	2,954	6.39%	7,895	17.07%	29,120	62.97%
Stephens Memorial Hospital	13,474	808	268	3.01	12,666	0	0.00%	680	5.37%	0	0.00%	11,986	94.83%
The Aroostook Med Ctr	25,388	2,518	437	5.76	22,870	2,775	12.13%	1,555	6.80%	0	0.00%	18,540	81.07%
Van Buren Community Hosp	1,844	0			1,844	0	0.00%	0	0.00%	0	0.00%	1,844	100.00%
Waldo County General Hosp	9,583	706	264	2.67	8,877	0	0.00%	625	7.04%	0	0.00%	8,252	92.96%
Waterville Osteopathic Hosp	19,272	651	135	4.82	18,621	0	0.00%	836	4.49%	0	0.00%	17,785	95.51%
Westbrook Community Hosp	4,299	0			4,299	0	0.00%	0	0.00%	0	0.00%	4,299	100.00%
York Hospital	15,854	0			15,854	0	0.00%	1,161	7.32%	0	0.00%	14,693	92.68%

* For four facilities, the number of OB discharges during 1985 is not known; the length of stay given in this table is for the most recent year for which data are available.

Source of Data: Maine Health Facilities 1985, ODRVS.

Produced by Office of Data, Research, and Vital Statistics; Maine Department of Human Services, January, 1988.

filename: STANDARD (AM1) on disk 03-031

Table 15

Adjusted* Obstetric Length of Stay, Expected Births and Total, Obstetric, and Non-Obstetric Inpatient Days by Hospital, 1990 and 1995

Facility	Adjusted* Average Obstetric Length of Stay	1990				1995			
		Total Expected Inpatient Days	Total Expected Live Births	Expected Obstetric Inpatient Days	Expected Non-Obstetric Inpatient Days	Total Expected Inpatient Days	Total Expected Live Births	Expected Obstetric Inpatient Days	Expected Non-Obstetric Inpatient Days
All Facilities		1,047,628	17,310	55,776	991,853	1,069,353	16,075	51,776	1,017,577
Bath Memorial	3.38	8,178	280	948	7,230	8,235	261	884	7,351
Blue Hill Memorial	2.68	6,359	357	958	5,401	6,728	340	912	5,816
Calais Regional (3.53)	3.50	7,365	140	490	6,875	7,231	125	437	6,793
Cary Medical Center	3.40	16,202	296	1,005	15,196	15,308	251	854	14,454
Castine Community Hosp	No Births	962	0	0	962	1,016	0	0	1,016
Central Maine Med Ctr	2.47	55,264	1,170	2,889	52,376	55,665	1,076	2,657	53,008
Down East Community Hospital	2.79	10,328	205	573	9,755	10,340	187	522	9,818
Eastern Maine Med Ctr (3.60)	3.50	112,163	1,987	6,954	105,208	112,986	1,808	6,329	106,657
Franklin Memorial Hosp	2.23	16,848	610	1,360	15,488	17,110	563	1,255	15,855
Henrietta D Goodall Hosp	3.20	16,978	436	1,393	15,585	18,085	422	1,350	16,736
Houlton Regional Hosp (4.01)	3.50	11,345	245	857	10,487	11,132	219	765	10,367
Jackson Brook Institute	No Births	21,040	0	0	21,040	21,746	0	0	21,746
James A. Taylor Hospital	2.39	4,168	34	82	4,086	4,221	31	75	4,146
Kennebec Valley Med Ctr (3.79)	3.50	42,818	771	2,699	40,118	43,478	715	2,502	40,976
Maine Coast Memorial Hosp	3.22	12,138	215	692	11,446	12,676	203	654	12,022
Maine Medical Center (3.52)	3.50	184,098	3,079	10,776	173,322	189,745	2,896	10,137	179,608
Mayo Regional Hosp	3.50	12,892	317	1,109	11,783	13,249	297	1,039	12,210
Mercy Hospital	3.32	58,984	663	2,201	56,782	60,759	622	2,065	58,694
Mid-Maine Medical Center (3.81)	3.50	66,169	1,234	4,320	61,849	66,934	1,138	3,983	62,951
Miles Memorial Hospital	2.06	7,106	172	355	6,751	7,623	167	344	7,279
Millinocket Regional Hospital	3.04	8,124	196	594	7,529	7,904	173	526	7,378
Mount Desert Island Hosp	2.93	10,099	119	348	9,751	10,471	112	328	10,143
Northern Cumberland Mem Hosp	2.57	10,684	132	339	10,345	11,500	129	331	11,169
Northern Maine Med Ctr (4.01)	3.50	10,025	123	429	9,596	9,078	102	356	8,721
Osteopathic Hospital of Maine	3.13	40,227	424	1,327	38,900	41,882	401	1,256	40,626
Parkview Memorial Hospital	3.07	12,201	856	2,627	9,574	12,761	813	2,496	10,265
Penobscot Bay Medical Center	3.30	30,065	581	1,920	28,145	31,410	553	1,825	29,585
Penobscot Valley Hospital	2.74	5,668	125	343	5,325	5,630	113	311	5,319
Redington-Fairview General Hosp	1.90	15,470	206	393	15,077	15,981	193	368	15,613
Regional Memorial Hospital	3.50	17,188	1	4	17,184	17,981	1	4	17,978
Rumford Community Hospital	3.36	12,589	118	397	12,192	12,463	106	357	12,106
Sebastiack Valley Hospital	3.50	3,793	2	9	3,784	3,953	2	8	3,945
Southern Maine Med Ctr (3.89)	3.50	39,891	555	1,943	37,948	41,890	531	1,859	40,030
St Andrew's Hospital	3.22	3,098	34	111	2,987	3,361	34	109	3,253
St Joseph Hospital	No Births	21,769	0	0	21,769	21,968	0	0	21,968
St Mary's General Hosp (5.00)	3.50	52,218	515	1,801	50,417	52,401	471	1,647	50,754
Stephens Memorial Hospital	3.01	14,371	347	1,045	13,325	14,909	325	981	13,927
The Aroostook Med Ctr (5.76)	3.50	22,165	378	1,322	20,842	21,457	333	1,166	20,291
Van Buren Community Hospital	No Births	1,123	0	0	1,123	966	0	0	966
Waldo County General Hosp	2.67	9,151	226	606	8,545	9,393	212	566	8,827
Waterville Osteo Hosp (4.82)	3.50	16,927	157	548	16,378	17,213	146	510	16,703
Westbrook Community Hosp	3.50	3,237	1	3	3,233	3,357	1	3	3,354
York Hospital	3.50	16,145	2	5	16,140	17,158	1	5	17,153

* SHP Standards provide that OB Length of Stay be adjusted to 3.50 days per live birth if actual OB LOS is longer. Actual LOS is from Table 14 of this report and is shown here in parentheses following the facility name for those that are adjusted.

NOTES: Mid-Maine Medical Center includes Charles A. Dean Hospital, and The Aroostook Medical Center includes Community General Hospital and A. R. Gould Memorial Hospital. Inpatient Days for 1986 are from Table 4 of this report; for 1990 and 1995 are from Tables 6 and 7. Total Inpatient Days for 1990 and 1995 are calculated by multiplying the resident inpatient days by the ratio of total to resident inpatient days during 1986, the most recent year for which such data are available. All values are rounded.

Table Prepared by the office of Data, Research, and Vital Statistics; Maine Department of Human Services. January, 1988.

filename: PT_DAYS5(61) on disk 03-073

Table 16

Expected Non-Obstetric Inpatient Days by Hospital and Type of Care, 1990

Facility	Expected Non-Obstetric Inpatient Days in 1990	Psychiatric Care		Intensive and Cardiac Care		Alcohol Rehabilitation		Medical-Surgical, Pediatric, and Medical Rehabilitation	
		Percent of Non-Obstetric Inpatient Days	Number of Inpatient Days	Percent of Non-Obstetric Inpatient Days	Number of Inpatient Days	Percent of Non-Obstetric Inpatient Days	Number of Inpatient Days	Percent of Non-Obstetric Inpatient Days	Number of Inpatient Days
All Facilities	991,853		55,233		69,926		47,197		819,496
Bath Memorial	7,231	0.00%	0	7.18%	519	0.00%	0	92.82%	6,712
Blue Hill Memorial	5,401	0.00%	0	8.33%	450	0.00%	0	91.67%	4,951
Calais Regional	6,875	0.00%	0	8.19%	563	0.00%	0	91.81%	6,312
Cary Medical Center	15,196	0.00%	0	0.00%	0	0.00%	0	100.00%	15,196
Castine Community Hosp	962	0.00%	0	0.00%	0	0.00%	0	100.00%	962
Central Maine Med Ctr	52,376	0.00%	0	8.46%	4,429	0.00%	0	91.54%	47,947
Down East Community Hospital	9,755	0.00%	0	0.00%	0	0.00%	0	100.00%	9,755
Eastern Maine Med Ctr	105,208	4.90%	5,153	8.09%	8,516	11.61%	12,211	75.40%	79,328
Franklin Memorial Hosp	15,488	0.00%	0	5.74%	890	0.00%	0	94.26%	14,599
Henrietta D Goodall Hosp	15,585	0.00%	0	9.37%	1,460	0.00%	0	90.63%	14,125
Houlton Regional Hosp	10,487	0.00%	0	7.25%	760	0.00%	0	92.75%	9,728
Jackson Brook Institute	21,040	59.77%	12,575	0.00%	0	40.23%	8,464	0.00%	0
James A. Taylor Hospital	4,086	0.00%	0	6.04%	247	0.00%	0	93.96%	3,839
Kennebec Valley Medical Center	40,118	8.00%	3,208	6.68%	2,680	0.00%	0	85.32%	34,230
Maine Coast Memorial Hosp	11,446	0.00%	0	13.29%	1,521	0.00%	0	86.71%	9,925
Maine Medical Center	173,322	5.71%	9,893	9.70%	16,814	0.00%	0	84.59%	146,615
Mayo Regional Hosp	11,783	0.00%	0	4.65%	547	0.00%	0	95.35%	11,235
Mercy Hospital	56,782	0.00%	0	5.44%	3,091	17.15%	9,739	77.41%	43,953
Mid-Maine Medical Center	61,849	12.38%	7,655	6.73%	4,162	13.22%	8,175	67.68%	41,857
Miles Memorial Hospital	6,751	0.00%	0	8.41%	568	0.00%	0	91.59%	6,183
Millinocket Regional Hospital	7,529	0.00%	0	3.83%	288	0.00%	0	96.17%	7,241
Mount Desert Island Hosp	9,751	0.00%	0	3.88%	378	0.00%	0	96.12%	9,373
Northern Cumberland Mem Hosp	10,345	0.00%	0	10.22%	1,057	0.00%	0	89.78%	9,288
Northern Maine Medical Center	9,596	0.00%	0	7.03%	675	0.00%	0	92.97%	8,921
Osteopathic Hospital of Maine	38,900	0.00%	0	6.50%	2,527	0.00%	0	93.50%	36,372
Parkview Memorial Hospital	9,574	0.00%	0	13.77%	1,318	0.00%	0	86.23%	8,256
Penobscot Bay Medical Center	28,145	6.40%	1,801	4.38%	1,232	0.00%	0	89.22%	25,112
Penobscot Valley Hospital	5,325	0.00%	0	6.73%	358	0.00%	0	93.27%	4,967
Redington-Fairview General Hosp	15,077	0.00%	0	6.45%	972	0.00%	0	93.55%	14,105
Regional Memorial Hospital	17,184	15.61%	2,683	6.36%	1,093	0.00%	0	78.03%	13,408
Rumford Community Hospital	12,192	0.00%	0	8.06%	983	0.00%	0	91.94%	11,209
Sebastiack Valley Hospital	3,784	0.00%	0	7.40%	280	0.00%	0	92.60%	3,504
Southern Maine Medical Center	37,948	7.63%	2,895	5.68%	2,156	0.00%	0	86.69%	32,897
St Andrew's Hospital	2,987	0.00%	0	0.00%	0	0.00%	0	100.00%	2,987
St Joseph Hospital	21,769	0.00%	0	6.98%	1,520	0.00%	0	93.02%	20,250
St Mary's General Hospital	50,417	13.57%	6,840	6.39%	3,221	17.07%	8,608	62.97%	31,748
Stephens Memorial Hospital	13,325	0.00%	0	5.37%	715	0.00%	0	94.63%	12,610
The Arrostook Medical Center	20,842	12.13%	2,529	6.80%	1,417	0.00%	0	81.07%	16,896
Van Buren Community Hospital	1,123	0.00%	0	6.45%	0	0.00%	0	100.00%	1,123
Waldo County General Hosp	8,545	0.00%	0	7.04%	602	0.00%	0	92.96%	7,944
Waterville Osteo Hosp	16,378	0.00%	0	4.49%	735	0.00%	0	95.51%	15,643
Westbrook Community Hosp	3,233	0.00%	0	0.00%	0	0.00%	0	100.00%	3,233
York Hospital	16,140	0.00%	0	7.32%	1,182	0.00%	0	92.68%	14,958

NOTES: Mid-Maine Medical Center includes Charles A. Dean Hospital, and The Arrostook Medical Center includes Community General Hospital and A. R. Gould Memorial Hospital. Expected Non-Obstetric Inpatient Days are from Table 15 of this report, percents are from Table 14. All values shown are rounded.

Table Prepared by the office of Data, Research, and Vital Statistics; Maine Department of Human Services. January, 1988.

filename: PT_DAYSS(U1) on disk 03-031

Table 17

Expected Non-Obstetric Inpatient Days by Hospital and Type of Care, 1995

Facility	Expected Non-Obstetric Inpatient Days in 1995	Psychiatric Care		Intensive and Cardiac Care		Alcohol Rehabilitation		Medical-Surgical, Pediatric, and Medical Rehabilitation	
		Percent of Non-Obstetric Inpatient Days	Number of Inpatient Days	Percent of Non-Obstetric Inpatient Days	Number of Inpatient Days	Percent of Non-Obstetric Inpatient Days	Number of Inpatient Days	Percent of Non-Obstetric Inpatient Days	Number of Inpatient Days
All Facilities	1,017,577		56,644		71,893		48,181		840,859
Bath Memorial	7,351	0.00%	0	7.18%	528	0.00%	0	92.82%	6,823
Blue Hill Memorial	5,816	0.00%	0	8.33%	485	0.00%	0	91.67%	5,332
Calais Regional	6,793	0.00%	0	8.19%	556	0.00%	0	91.81%	6,237
Cary Medical Center	14,454	0.00%	0	0.00%	0	0.00%	0	100.00%	14,454
Castine Community Hosp	1,016	0.00%	0	0.00%	0	0.00%	0	100.00%	1,016
Central Maine Med Ctr	53,008	0.00%	0	8.46%	4,482	0.00%	0	91.54%	48,526
Down East Community Hospital	9,818	0.00%	0	0.00%	0	0.00%	0	100.00%	9,818
Eastern Maine Med Ctr	106,657	4.90%	5,224	8.09%	8,633	11.61%	12,380	75.40%	80,420
Franklin Memorial Hosp	15,855	0.00%	0	5.74%	911	0.00%	0	94.26%	14,945
Henrietta D Goodall Hosp	16,736	0.00%	0	9.37%	1,568	0.00%	0	90.63%	15,168
Houlton Regional Hosp	10,367	0.00%	0	7.25%	751	0.00%	0	92.75%	9,616
Jackson Brook Institute	21,746	59.77%	12,998	0.00%	0	40.23%	8,749	0.00%	0
James A. Taylor Hospital	4,146	0.00%	0	6.04%	250	0.00%	0	93.96%	3,896
Kennebec Valley Medical Center	40,976	8.00%	3,277	6.68%	2,737	0.00%	0	85.32%	34,962
Maine Coast Memorial Hosp	12,022	0.00%	0	13.29%	1,598	0.00%	0	86.71%	10,424
Maine Medical Center	179,608	5.71%	10,252	9.70%	17,424	0.00%	0	84.59%	151,933
Mayo Regional Hosp	12,210	0.00%	0	4.65%	567	0.00%	0	95.35%	11,643
Mercy Hospital	58,694	0.00%	0	5.44%	3,195	17.15%	10,067	77.41%	45,432
Mid-Maine Medical Center	62,951	12.38%	7,792	6.73%	4,236	13.22%	8,321	67.68%	42,603
Miles Memorial Hospital	7,279	0.00%	0	8.41%	612	0.00%	0	91.59%	6,667
Millinocket Regional Hospital	7,378	0.00%	0	3.83%	282	0.00%	0	96.17%	7,096
Mount Desert Island Hosp	10,143	0.00%	0	3.88%	393	0.00%	0	96.12%	9,749
Northern Cumberland Mem Hosp	11,169	0.00%	0	10.22%	1,141	0.00%	0	89.78%	10,027
Northern Maine Medical Center	8,721	0.00%	0	7.03%	613	0.00%	0	92.97%	8,108
Osteopathic Hospital of Maine	40,626	0.00%	0	6.50%	2,640	0.00%	0	93.50%	37,987
Parkview Memorial Hospital	10,265	0.00%	0	13.77%	1,413	0.00%	0	86.23%	8,852
Penobscot Bay Medical Center	29,585	6.40%	1,893	4.38%	1,295	0.00%	0	89.22%	26,396
Penobscot Valley Hospital	5,319	0.00%	0	6.73%	358	0.00%	0	93.27%	4,961
Redington-Fairview General Hosp	15,613	0.00%	0	6.45%	1,006	0.00%	0	93.55%	14,606
Regional Memorial Hospital	17,978	15.61%	2,807	6.36%	1,144	0.00%	0	78.03%	14,027
Rumford Community Hospital	12,106	0.00%	0	8.06%	976	0.00%	0	91.94%	11,130
Sebastiack Valley Hospital	3,945	0.00%	0	7.40%	292	0.00%	0	92.60%	3,653
Southern Maine Medical Center	40,030	7.63%	3,054	5.68%	2,274	0.00%	0	86.69%	34,702
St Andrew's Hospital	3,253	0.00%	0	0.00%	0	0.00%	0	100.00%	3,253
St Joseph Hospital	21,968	0.00%	0	6.98%	1,533	0.00%	0	93.02%	20,435
St Mary's General Hospital	50,754	13.57%	6,886	6.39%	3,242	17.07%	8,665	62.97%	31,961
Stephens Memorial Hospital	13,927	0.00%	0	5.37%	748	0.00%	0	94.63%	13,180
The Arrostook Medical Center	20,291	12.13%	2,462	6.80%	1,380	0.00%	0	81.07%	16,449
Van Buren Community Hospital	966	0.00%	0	0.00%	0	0.00%	0	100.00%	966
Waldo County General Hosp	8,827	0.00%	0	7.04%	621	0.00%	0	92.96%	8,205
Waterville Osteo Hosp	16,703	0.00%	0	4.49%	750	0.00%	0	95.51%	15,953
Westbrook Community Hosp	3,354	0.00%	0	0.00%	0	0.00%	0	100.00%	3,354
York Hospital	17,153	0.00%	0	7.32%	1,256	0.00%	0	92.68%	15,897

NOTES: Mid-Maine Medical Center includes Charles A. Dean Hospital, and The Arrostook Medical Center includes Community General Hospital and A. R. Gould Memorial Hospital. Expected Non-Obstetric Inpatient Days are from Table 15 of this report, percents are from Table 14. All values shown are rounded.

Table Prepared by the office of Data, Research, and Vital Statistics; Maine Department of Human Services. January, 1988.

filename: PT_DAYSS(AK1) on disk 03-031

Table 18

Expected Inpatient Days and Beds by Hospital for Obstetric and Intensive/Cardiac Care, 1990 and 1995

Facility	Obstetric Care						Intensive and Cardiac Care					
	1990			1995			1990			1995		
	Number of Inpatient Days	Average Daily Census	Number of Beds Needed	Number of Inpatient Days	Average Daily Census	Number of Beds Needed	Number of Inpatient Days	Average Daily Census	Number of Beds Needed	Number of Inpatient Days	Average Daily Census	Number of Beds Needed
All Facilities	55,775	152.81	262	51,776	141.85	242	69,926	191.58	309	71,893	196.97	317
Bath Memorial	948	2.60	5	884	2.42	5	519	1.42	3	528	1.45	3
Blue Hill Memorial	958	2.62	5	912	2.50	5	450	1.23	3	485	1.33	3
Calais Regional	490	1.34	3	437	1.20	3	563	1.54	4	556	1.52	4
Cary Medical Center	1,005	2.75	5	854	2.34	5	0	0.00	0	0	0.00	0
Castine Community Hosp	0	0.00	0	0	0.00	0	0	0.00	0	0	0.00	0
Central Maine Med Ctr	2,889	7.91	13	2,657	7.28	12	4,429	12.13	18	4,482	12.28	18
Down East Community Hospital	573	1.57	4	522	1.43	3	0	0.00	0	0	0.00	0
Eastern Maine Med Ctr	6,954	19.05	26	6,329	17.34	24	8,516	23.33	31	8,633	23.65	32
Franklin Memorial Hosp	1,360	3.73	7	1,255	3.44	6	890	2.44	5	911	2.50	5
Henrietta D Goodall Hosp	1,393	3.82	7	1,350	3.70	7	1,460	4.00	7	1,568	4.30	7
Houlton Regional Hosp	857	2.35	5	765	2.10	4	760	2.08	4	751	2.06	4
Jackson Brook Institute	0	0.00	0	0	0.00	0	0	0.00	0	0	0.00	0
James A. Taylor Hospital	82	0.22	1	75	0.21	1	247	0.68	2	250	0.69	2
Kennebec Valley Medical Ctr	2,699	7.40	12	2,502	6.85	11	2,680	7.34	12	2,737	7.50	12
Maine Coast Memorial Hosp	692	1.89	4	654	1.79	4	1,521	4.17	8	1,598	4.38	8
Maine Medical Center	10,776	29.52	38	10,137	27.77	36	16,814	46.07	57	17,424	47.74	59
Mayo Regional Hosp	1,109	3.04	6	1,039	2.85	6	547	1.50	4	567	1.55	4
Mercy Hospital	2,201	6.03	10	2,065	5.66	10	3,091	8.47	13	3,195	8.75	14
Mid-Maine Medical Center	4,320	11.83	18	3,983	10.91	16	4,162	11.40	17	4,236	11.60	17
Miles Memorial Hospital	355	0.97	3	344	0.94	3	568	1.56	4	612	1.68	4
Millinocket Regional Hospital	594	1.63	4	526	1.44	3	288	0.79	2	282	0.77	2
Mount Desert Island Hosp	348	0.95	3	328	0.90	2	378	1.04	3	393	1.08	3
Northern Cumberland Mem Hosp	339	0.93	3	331	0.91	2	1,057	2.90	6	1,141	3.13	6
Northern Maine Medical Center	429	1.17	3	356	0.98	3	675	1.85	4	613	1.68	4
Osteopathic Hospital of Maine	1,327	3.64	7	1,256	3.44	7	2,527	6.92	11	2,640	7.23	12
Parkview Memorial Hospital	2,627	7.20	12	2,496	6.84	11	1,318	3.61	7	1,413	3.87	7
Penobscot Bay Medical Center	1,920	5.26	9	1,825	5.00	9	1,232	3.38	6	1,295	3.55	7
Penobscot Valley Hospital	343	0.94	3	311	0.85	2	358	0.98	3	358	0.98	3
Redington-Fairview Gen Hosp	393	1.08	3	368	1.01	3	972	2.66	5	1,006	2.76	5
Regional Memorial Hospital	4	0.01	0	4	0.01	0	1,093	3.00	6	1,144	3.13	6
Rumford Community Hospital	397	1.09	3	357	0.98	3	983	2.69	5	976	2.67	5
Sebastiack Valley Hospital	9	0.02	0	8	0.02	0	280	0.77	2	292	0.80	2
Southern Maine Medical Center	1,943	5.32	9	1,859	5.09	9	2,156	5.91	10	2,274	6.23	10
St Andrew's Hospital	111	0.30	1	109	0.30	1	0	0.00	0	0	0.00	0
St Joseph Hospital	0	0.00	0	0	0.00	0	1,520	4.16	8	1,533	4.20	8
St Mary's General Hospital	1,801	4.93	9	1,647	4.51	8	3,221	8.82	14	3,242	8.88	14
Stephens Memorial Hospital	1,045	2.86	6	981	2.69	5	715	1.96	4	748	2.05	4
The Aroostook Medical Center	1,322	3.62	7	1,166	3.19	6	1,417	3.88	7	1,380	3.78	7
Van Buren Community Hospital	0	0.00	0	0	0.00	0	0	0.00	0	0	0.00	0
Waldo County General Hosp	606	1.66	4	566	1.55	4	602	1.65	4	621	1.70	4
Waterville Osteo Hosp	548	1.50	4	510	1.40	3	735	2.01	4	750	2.05	4
Westbrook Community Hosp	3	0.01	0	3	0.01	0	0	0.00	0	0	0.00	0
York Hospital	5	0.01	0	5	0.01	0	1,182	3.24	6	1,256	3.44	7

NOTES: Mid-Maine Medical Center includes Charles A. Dean Hospital, and The Aroostook Medical Center includes Community General Hospital and A. R. Gould Memorial Hospital. Number of inpatient days for obstetrical care are from Table 15 of this report, for intensive and cardiac care are from Tables 16 and 17. The calculation of the number of beds needed for obstetric and intensive/cardiac care is described in Standards 10 and 11. All values shown are rounded.

Table Prepared by the Office of Data, Research, and Vital Statistics; Maine Department of Human Services. July, 1988.

filename: PT_DAYS(BU1) on disk 03-031

Table 19

Expected Inpatient Days and Beds by Hospital for Psychiatric Care and Alcohol Rehabilitation, 1990 and 1995

Facility	Psychiatric Care						Alcohol Rehabilitation					
	1990			1995			1990			1995		
	Inpatient Days	Average Daily Census	Number of Beds Needed	Inpatient Days	Average Daily Census	Number of Beds Needed	Inpatient Days	Average Daily Census	Number of Beds Needed	Inpatient Days	Average Daily Census	Number of Beds Needed
All Facilities	55,233	151.32	168	56,644	155.19	173	47,197	129.31	144	48,181	132.00	147
Bath Memorial	0	0.00	0	0	0.00	0	0	0.00	0	0	0.00	0
Blue Hill Memorial	0	0.00	0	0	0.00	0	0	0.00	0	0	0.00	0
Calais Regional	0	0.00	0	0	0.00	0	0	0.00	0	0	0.00	0
Cary Medical Center	0	0.00	0	0	0.00	0	0	0.00	0	0	0.00	0
Castine Community Hosp	0	0.00	0	0	0.00	0	0	0.00	0	0	0.00	0
Central Maine Med Ctr	0	0.00	0	0	0.00	0	0	0.00	0	0	0.00	0
Down East Community Hospital	0	0.00	0	0	0.00	0	0	0.00	0	0	0.00	0
Eastern Maine Med Ctr	5,153	14.12	16	5,224	14.31	16	12,211	33.46	37	12,380	33.92	38
Franklin Memorial Hosp	0	0.00	0	0	0.00	0	0	0.00	0	0	0.00	0
Henrietta D Goodall Hosp	0	0.00	0	0	0.00	0	0	0.00	0	0	0.00	0
Houlton Regional Hosp	0	0.00	0	0	0.00	0	0	0.00	0	0	0.00	0
Jackson Brook Institute	12,575	34.45	38	12,998	35.61	40	8,464	23.19	26	8,749	23.97	27
James A. Taylor Hospital	0	0.00	0	0	0.00	0	0	0.00	0	0	0.00	0
Kennebec Valley Medical Ctr	3,208	8.79	10	3,277	8.98	10	0	0.00	0	0	0.00	0
Maine Coast Memorial Hosp	0	0.00	0	0	0.00	0	0	0.00	0	0	0.00	0
Maine Medical Center	9,893	27.10	30	10,252	28.09	31	0	0.00	0	0	0.00	0
Mayo Regional Hosp	0	0.00	0	0	0.00	0	0	0.00	0	0	0.00	0
Mercy Hospital	0	0.00	0	0	0.00	0	9,739	26.68	30	10,067	27.58	31
Mid-Maine Medical Center	7,655	20.97	23	7,792	21.35	24	8,175	22.40	25	8,321	22.80	25
Miles Memorial Hospital	0	0.00	0	0	0.00	0	0	0.00	0	0	0.00	0
Millinocket Regional Hospital	0	0.00	0	0	0.00	0	0	0.00	0	0	0.00	0
Mount Desert Island Hosp	0	0.00	0	0	0.00	0	0	0.00	0	0	0.00	0
Northern Cumberland Mem Hosp	0	0.00	0	0	0.00	0	0	0.00	0	0	0.00	0
Northern Maine Medical Center	0	0.00	0	0	0.00	0	0	0.00	0	0	0.00	0
Osteopathic Hospital of Maine	0	0.00	0	0	0.00	0	0	0.00	0	0	0.00	0
Parkview Memorial Hospital	0	0.00	0	0	0.00	0	0	0.00	0	0	0.00	0
Penobscot Bay Medical Center	1,801	4.93	5	1,893	5.19	6	0	0.00	0	0	0.00	0
Penobscot Valley Hospital	0	0.00	0	0	0.00	0	0	0.00	0	0	0.00	0
Redington-Fairview Gen Hosp	0	0.00	0	0	0.00	0	0	0.00	0	0	0.00	0
Regional Memorial Hospital	2,683	7.35	8	2,807	7.69	9	0	0.00	0	0	0.00	0
Rumford Community Hospital	0	0.00	0	0	0.00	0	0	0.00	0	0	0.00	0
Sebastiack Valley Hospital	0	0.00	0	0	0.00	0	0	0.00	0	0	0.00	0
Southern Maine Medical Center	2,895	7.93	9	3,054	8.37	9	0	0.00	0	0	0.00	0
St Andrew's Hospital	0	0.00	0	0	0.00	0	0	0.00	0	0	0.00	0
St Joseph Hospital	0	0.00	0	0	0.00	0	0	0.00	0	0	0.00	0
St Mary's General Hospital	6,840	18.74	21	6,886	18.87	21	8,608	23.58	26	8,665	23.74	26
Stephens Memorial Hospital	0	0.00	0	0	0.00	0	0	0.00	0	0	0.00	0
The Arrostook Medical Center	2,529	6.93	8	2,462	6.75	7	0	0.00	0	0	0.00	0
Van Buren Community Hospital	0	0.00	0	0	0.00	0	0	0.00	0	0	0.00	0
Waldo County General Hosp	0	0.00	0	0	0.00	0	0	0.00	0	0	0.00	0
Waterville Osteo Hosp	0	0.00	0	0	0.00	0	0	0.00	0	0	0.00	0
Westbrook Community Hosp	0	0.00	0	0	0.00	0	0	0.00	0	0	0.00	0
York Hospital	0	0.00	0	0	0.00	0	0	0.00	0	0	0.00	0

NOTES: Mid-Maine Medical Center includes Charles A. Dean Hospital, and The Arrostook Medical Center includes Community General Hospital and A. R. Gould Memorial Hospital. Numbers of inpatient days are from Tables 16 and 17 of this report. The numbers of beds for Psychiatric Care and Alcohol Rehabilitation are calculated as described in Standard 9. All values shown are rounded.

Table Prepared by the office of Data, Research, and Vital Statistics; Maine Department of Human Services. July, 1988.

filename: PT_DAYS(BA1) on disk 03-031

Table 20

Expected Inpatient Days and Beds by Hospital for Medical/Surgical Care, 1990

Facility	Number of Inpatient Days	Average Daily Census	Certificate of Need Occupancy Rate Standard		Occupancy Range for Internal Planning and Appropriateness Review			
			CON Occupancy Rate	Number of Beds Needed	Minimum Occupancy Rate	Number of Beds Needed	Maximum Occupancy Rate	Number of Beds Needed
All Facilities	819,496	2,245.19		2,667		2,939		2,450
Bath Memorial	6,712	18.39	72%	26	57%	32	87%	21
Blue Hill Memorial	4,951	13.57	69%	20	52%	26	86%	16
Calais Regional	6,312	17.29	72%	24	57%	30	87%	20
Cary Medical Center	15,196	41.63	81%	51	72%	58	90%	46
Gastine Community Hosp	962	2.64	54%	5	27%	10	81%	3
Central Maine Med Ctr	47,947	131.36	90%	146	86%	153	94%	140
Down East Community Hospital	9,755	26.73	76%	35	64%	42	88%	30
Eastern Maine Med Ctr	79,328	217.34	90%	241	87%	250	94%	231
Franklin Memorial Hosp	14,599	40.00	81%	49	72%	56	90%	44
Henrietta D Goodall Hosp	14,125	38.70	81%	48	72%	54	90%	43
Houlton Regional Hosp	9,728	26.65	76%	35	64%	42	88%	30
Jackson Brook Institute	0	0.00		0		0		0
James A. Taylor Hospital	3,839	10.52	67%	16	48%	22	86%	12
Kennebec Valley Medical Center	34,230	93.78	87%	108	82%	114	92%	102
Maine Coast Memorial Hosp	9,925	27.19	76%	36	64%	42	88%	31
Maine Medical Center	146,615	401.69	90%	446	88%	456	94%	427
Mayo Regional Hosp	11,235	30.78	79%	39	68%	45	90%	34
Mercy Hospital	43,953	120.42	89%	135	85%	142	93%	129
Mid-Maine Medical Center	41,857	114.68	89%	129	85%	135	93%	123
Miles Memorial Hospital	6,183	16.94	72%	24	57%	30	87%	19
Millinocket Regional Hospital	7,241	19.84	73%	27	59%	34	87%	23
Mount Desert Island Hosp	9,373	25.68	76%	34	64%	40	88%	29
Northern Cumberland Mem Hosp	9,288	25.45	76%	33	64%	40	88%	29
Northern Maine Medical Center	8,921	24.44	75%	33	63%	39	87%	28
Osteopathic Hospital of Maine	36,372	99.65	88%	113	83%	120	93%	107
Parkview Memorial Hospital	8,256	22.62	74%	31	61%	37	87%	26
Penobscot Bay Medical Center	25,112	68.80	85%	81	79%	87	91%	76
Penobscot Valley Hospital	4,967	13.61	70%	19	53%	26	87%	16
Redington-Fairview General Hosp	14,105	38.65	81%	48	72%	54	90%	43
Regional Memorial Hospital	13,408	36.73	80%	46	70%	52	90%	41
Rumford Community Hospital	11,209	30.71	79%	39	68%	45	90%	34
Sebastiack Valley Hospital	3,504	9.60	66%	15	44%	22	86%	11
Southern Maine Medical Center	32,897	90.13	87%	104	82%	110	92%	98
St Andrew's Hospital	2,987	8.18	65%	13	45%	18	85%	10
St Joseph Hospital	20,250	55.48	83%	67	75%	74	91%	61
St Mary's General Hospital	31,748	86.98	87%	100	82%	106	92%	95
Stephens Memorial Hospital	12,610	34.55	80%	43	70%	49	90%	38
The Aroostook Medical Center	16,896	46.29	82%	56	74%	63	90%	51
Van Buren Community Hospital	1,123	3.08	56%	5	29%	11	82%	4
Waldo County General Hosp	7,944	21.76	74%	29	61%	36	87%	25
Waterville Osteo Hosp	15,643	42.86	81%	53	72%	60	90%	48
Westbrook Community Hosp	3,233	8.86	65%	14	44%	20	86%	10
York Hospital	14,958	40.98	81%	51	72%	57	90%	46

NOTES: Mid-Maine Medical Center includes Charles A. Dean Hospital, and The Aroostook Medical Center includes Community General Hospital and A. R. Gould Memorial Hospital. Medical/Surgical Care includes Pediatric Care and Medical Rehabilitation. The number of inpatient days is from Table 16 of this report. The number of beds is calculated as described in Standard 8. All values shown are rounded.

Table Prepared by the Office of Data, Research, and Vital Statistics; Maine Department of Human Services. July, 1988.

filename: PT_DAYS5(C01) on disk 03-031

Table 21

Expected Inpatient Days and Beds by Hospital for Medical/Surgical Care, 1995


Facility	Number of Average		Certificate of Need Occupancy Rate Standard		Occupancy Range for Internal Planning and Appropriateness Review			
	Inpatient Days	Daily Census	CON Occupancy Rate	Number of Beds Needed	Minimum Occupancy Rate	Number of Beds Needed	Maximum Occupancy Rate	Number of Beds Needed
All Facilities	840,859	2,303.72		2,730		3,005		2,513
Bath Memorial	6,823	18.69	73%	26	59%	32	87%	21
Blue Hill Memorial	5,332	14.61	70%	21	53%	28	87%	17
Calais Regional	6,237	17.09	72%	24	57%	30	87%	20
Cary Medical Center	14,454	39.60	81%	49	72%	55	90%	44
Castine Community Hosp	1,016	2.78	55%	5	27%	10	82%	3
Central Maine Med Ctr	48,526	132.95	90%	148	86%	155	94%	141
Down East Community Hospital	9,818	26.90	76%	35	64%	42	88%	31
Eastern Maine Med Ctr	80,420	220.33	90%	245	87%	253	94%	234
Franklin Memorial Hosp	14,945	40.94	81%	51	72%	57	90%	45
Henrietta D Goodall Hosp	15,168	41.55	81%	51	72%	58	90%	46
Houlton Regional Hosp	9,616	26.35	76%	35	64%	41	88%	30
Jackson Brook Institute	0	0.00		0		0		0
James A. Taylor Hospital	3,895	10.67	67%	16	48%	22	86%	12
Kennebec Valley Medical Center	34,962	95.79	87%	110	82%	117	92%	104
Maine Coast Memorial Hosp	10,424	28.56	78%	37	67%	43	89%	32
Maine Medical Center	151,933	416.25	90%	463	88%	473	94%	443
Mayo Regional Hosp	11,643	31.90	80%	40	70%	46	90%	35
Mercy Hospital	45,432	124.47	89%	140	85%	146	93%	134
Mid-Maine Medical Center	42,603	116.72	89%	131	85%	137	93%	126
Miles Memorial Hospital	6,667	18.27	72%	25	57%	32	87%	21
Millinocket Regional Hospital	7,096	19.44	73%	27	59%	33	87%	22
Mount Desert Island Hosp	9,749	26.71	76%	35	64%	42	88%	30
Northern Cumberland Mem Hosp	10,027	27.47	78%	35	67%	41	89%	31
Northern Maine Medical Center	8,108	22.21	74%	30	61%	36	87%	26
Osteopathic Hospital of Maine	37,987	104.07	88%	118	83%	125	93%	112
Parkview Memorial Hospital	8,852	24.25	75%	32	63%	38	87%	28
Penobscot Bay Medical Center	26,396	72.32	85%	85	79%	92	91%	79
Penobscot Valley Hospital	4,961	13.59	70%	19	53%	26	87%	16
Redington-Fairview General Hosp	14,606	40.02	81%	49	72%	56	90%	44
Regional Memorial Hospital	14,027	38.43	81%	47	72%	53	90%	43
Rumford Community Hospital	11,130	30.49	79%	39	68%	45	90%	34
Sebastiack Valley Hospital	3,653	10.01	66%	15	44%	23	86%	12
Southern Maine Medical Center	34,702	95.07	87%	109	82%	116	92%	103
St Andrew's Hospital	3,253	8.91	65%	14	44%	20	86%	10
St Joseph Hospital	20,435	55.99	83%	67	75%	75	91%	62
St Mary's General Hospital	31,961	87.56	87%	101	82%	107	92%	95
Stephens Memorial Hospital	13,180	36.11	80%	45	70%	52	90%	40
The Aroostook Medical Center	16,449	45.07	82%	55	74%	61	90%	50
Van Buren Community Hospital	966	2.65	54%	5	27%	10	81%	3
Waldo County General Hosp	8,205	22.48	74%	30	61%	37	87%	26
Waterville Osteopathic Hosp	15,953	43.71	82%	53	74%	59	90%	49
Westbrook Community Hosp	3,354	9.19	65%	14	44%	21	86%	11
York Hospital	15,897	43.55	81%	54	72%	60	90%	48

NOTES: Mid-Maine Medical Center includes Charles A. Dean Hospital, and The Aroostook Medical Center includes Community General Hospital and A. R. Gould Memorial Hospital. Medical/Surgical Care includes Pediatric Care and Medical Rehabilitation. The number of beds for Medical/Surgical Care is calculated as described in Standard 8. All values shown are rounded.

Table Prepared by Office of Data, Research, and Vital Statistics; Maine Department of Human Services. July, 1988.

filename: PT_DAYS6(G1) on disk 03-057

APPENDICES



APPENDIX I - Standards Relating to Utilization, Occupancy Rates, and Bed Supply
for General Hospitals

1. State-wide Hospital Utilization

* The maximum appropriate state-wide number of general hospital patient days for Maine will be calculated using the following age groups and rates:

<u>Age Group</u>	<u>Days of Acute Care per 1,000 Population in the Age Group</u>
0-14	250
15-44	750
45-64	1,350
65+	3,500

2. State-wide Minimum Acceptable Occupancy Rate for Non-Federal Short Stay Hospitals

* The overall minimum acceptable non-federal, short stay hospital bed occupancy rate is 80 percent for the state as a whole. Increases in occupancy rates should result from decreases in bed supply rather than increases in utilization, unless the utilization can be shown to be appropriate.

3. State-wide Maximum Number of Non-Federal Short Stay Hospital Beds per Thousand Population

* The state-wide maximum number of non-federal, short-stay hospital per 1,000 residents will be determined by the following method:

- (1) Determine Maine's appropriate projected number of general hospital patient days by the method stated in Standard 1 above;
- (2) Divide the appropriate projected number of patient days by the projected State population, divided by 1,000. This produces the projected age-adjusted rate of patient days per 1,000 population for Maine;
- (3) Divide (2) by 365. The quotient is the projected average daily census, per 1,000 population, age-adjusted;
- (4) Divide (3) by eighty percent. The quotient is the maximum appropriate number of projected non-federal, short-stay hospital beds per thousand population. (Short-stay is defined as an average length of stay less than 30 days.)

4. Community Level Hospital Utilization

* A community's maximum appropriate number of projected general hospital patient days will be calculated using the following age groups and rates:

<u>Age Group</u>	<u>Days of Acute Care per 1,000 Population in the Age Group</u>
0-14	250
15-44	750
45-64	1,350
65+	3,500

* If historical utilization rates for a community are lower than those listed above, they will be used in the computations, unless it can be demonstrated that the lower rate reflects inappropriately low utilization. In many instances, a low utilization rate can be explained by community out-migration to other states or to Canada for hospital services and may not be the result of inappropriately low utilization.

5. Allocation of Projected Community Patient Days to Specific Hospitals

* The projected patient days for each community as determined under Standard 4 above would be allocated to each hospital serving the community, in proportion to that hospital's share of the community's share of the community's patient days in the most recent year for which patient origin data are available.

* The sum of the proportional allocations of all communities' projected patient days to a hospital is that hospital's appropriate number of projected patient days.

* If a hospital serves communities where there is substantial out-migration to other states and Canada, the communities' use rates will reflect their out-migration in the form of low use rates and adjustments to the hospital's projected patient days due to out-migration are not required. However, adjustments to the hospital's projected patient days due to in-migration from other states and Canada is required. This adjustment is made by calculating the percentage of total hospital patient days due to in-migration occurring in the most recent year for which patient days are available. The hospital's adjusted total projected days, allowing for in-migration, is the sum of projected patient days increased by the percentage of in-migration patient days occurring in the most recent year for which patient origin data are available.

* Adjustments to a hospital's total projected patient days may only be made if the hospital can demonstrate significant changes in market shares or inappropriately low historical utilization in the communities it serves.

6. Determination of Projected Obstetrical Patient Days for a Hospitals

- * A community's projected number of births will be calculated by multiplying the community's projected population available from the Office of Health Planning and Development, by the U.S. birthrate projections available from the U.S. Bureau of Census.
- * The projected births for each community will be allocated among the hospitals providing obstetrical services to that community in proportion to each hospital's share of deliveries of the community's births in the most recent year for which data are available.
- * The sum of the proportional allocations of all communities' projected births to a hospital is that hospital's appropriate number of projected births. Adjustments may be made for out-of-state births delivered in Maine hospitals.
- * The appropriate number of projected obstetrical patient days for a hospital will be calculated by multiplying the hospital's total projected births by the hospital's most recent average length of stay in days for obstetrical services or by 3.5 days, whichever is lower.
- * In calculating obstetrical average length of stay, only obstetrics patient days should be used. Days of care in obstetrical beds for patients such as "clean" gynecological and ophthalmological should not be included.
- * Level II Referral and Level III hospitals may be able to demonstrate a need for using an obstetrics average length of stay higher than 3.5 days.
- * A hospital's appropriate projected number of obstetrical beds will be calculated using its projected obstetrics patient days as determined by this standard and Standard 11 below.

7. Use of Allocated Projected Patient Days to Determine a Hospital's Appropriate Bed Complement

- * Projected obstetrical patient days, as determined by Standard 6 above, should be subtracted from the hospital's total projected patient days, as determined by Standard 5 above. The remainder is to be used to calculate the projected need for non-obstetrical beds for the hospital.
- * To determine projected need for non-obstetrical beds for the hospital, the remainder of projected patient days should be allocated to the other bed categories (psychiatric, alcohol rehabilitation, intensive care and cardiac care, and medical-surgical (including pediatrics and medical rehabilitation) using the following procedure:
 - (1) For the most recent year for which data are available, determine the total patient days and total obstetrical patient days for the hospital;

(2) Subtract the obstetrical patient days determined in (1) above from the total patient days determined in (1) above. The remainder is the number of non-obstetrical patient days. Calculate the proportion of those non-obstetrical patient days. Calculate the proportion of those non-obstetrical patient days which were provided in each of the following bed categories.

- psychiatric
- intensive care and cardiac care
- alcohol rehabilitation
- medical-surgical, pediatric, and medical rehabilitation

(3) Allocate the hospital's projected patient days (after subtracting projected obstetrical patient days) among the above bed categories, using the proportions calculated in (2) above.

- * The projected patient days allocated to the above services are then to be used in conjunction with the standards which follow and which apply to those services in determining each hospital's appropriate bed complement.
- * Adjustments to the projected patient days allocated to each service at each hospital will be made if it can be demonstrated that historic utilization was inappropriate or that other factors should be considered in determining the appropriate bed complement.

8. Institutional Medical/Surgical Bed Occupancy Rates

- * The projected medical/surgical bed occupancy rate for each acute care hospital in Maine for certificate of need reviews shall be established as provided in Figure C, Column 2.
- * The medical/surgical bed occupancy rate for each acute care hospital in Maine for internal planning and appropriateness review should be established within its applicable range as provided in Table 1, Column 3.

9. Psychiatric and Alcohol Rehabilitation Occupancy Rates

- * The minimum acceptable occupancy rate for dedicated hospital psychiatric and alcohol rehabilitation beds is 90%.

10. Maximum Number of ICU/CCU Beds per Institution

- * Maximum number of beds permitted for ICU's and CCU's is to be determined by the Poisson statistical distribution method with a 95% probability that an empty bed will be available to accommodate an incoming patient. The formula to be applied is $ADC + 1.64\sqrt{ADC}$ where ADC equals the projected Average Daily Census of the unit.

Appendix II

MINOR CIVIL DIVISIONS WITHIN MAINE'S 66 COMMUNITY AREAS

COMMUNITY AREA #1. BERWICK BERWICK	ELIOT	KITTERY	NORTH BERWICK	SOUTH BERWICK
COMMUNITY AREA #2. YORK ogunquit	WELLS	YORK		
COMMUNITY AREA #3. SANFORD ACTON SHAPLEIGH	ALFRED	LEBANON	NEWFIELD	SANFORD
COMMUNITY AREA #4. KENNEBUNK ARUNDEL	KENNEBUNK	KENNEBUNKPORT		
COMMUNITY AREA #5. BUXTON BUXTON	HOLLIS	LIMERICK	WATERBORO	
COMMUNITY AREA #6. BIDDEFORD BIDDEFORD	DAYTON	LYMAN		
COMMUNITY AREA #7. SACO OLD ORCHARD BEACH	SACO			
COMMUNITY AREA #8. SCARBORO SCARBOROUGH				
COMMUNITY AREA #9. SOUTH PORTLAND CAPE ELIZABETH	SOUTH PORTLAND			
COMMUNITY AREA #10. GORHAM GORHAM				
COMMUNITY AREA #11. WESTBROOK WESTBROOK				
COMMUNITY AREA #12. PORTLAND PORTLAND				
COMMUNITY AREA #13. BALDWIN BALDWIN SEBAGO	CORNISH STANDISH	LIMINGTON	PARSONFIELD	PORTER
COMMUNITY AREA #14. GRAY GRAY	WINDHAM			
COMMUNITY AREA #15. FALMOUTH CUMBERLAND	FALMOUTH			
COMMUNITY AREA #16. BRUNSWICK BRUNSWICK	HARPSWELL			
COMMUNITY AREA #17. FREEPORT FREEPORT	NORTH YARMOUTH	POWNAI	YARMOUTH	
COMMUNITY AREA #18. BATH ARROWSIC WISCASSET	BATH WOOLWICH	GEORGETOWN	PHIPPSBURG	WEST BATH
COMMUNITY AREA #19. DAMARISCOTTA BOOTHBAY EDGECOMB WESTPORT	BOOTHBAY HARBOR NEWCASTLE	BREMEN NOBLEBORO	BRISTOL SOUTH BRISTOL	DAMARISCOTTA SOUTHPORT
COMMUNITY AREA #20. BRIDGTON BRIDGTON HARRISON STONEHAM	BROWNFIELD HIRAM STOW	CASCO LOVELL SWEDEN	DENMARK NAPLES	FRYEBURG RAYMOND
COMMUNITY AREA #21. NEW GLOUCESTER HEBRON	MECHANIC FALLS	MINOT	NEW GLOUCESTER	POLAND
COMMUNITY AREA #22. AUBURN AUBURN				
COMMUNITY AREA #23. LEWISTON LEWISTON				

Appendix II

MINOR CIVIL DIVISIONS WITHIN MAINE'S 66 COMMUNITY AREAS

COMMUNITY AREA #24. LISBON DURHAM	LISBON	SABATTUS	WALES	
COMMUNITY AREA #25. TOPSHAM BOWDOIN	BOWDOINHAM	TOPSHAM		
COMMUNITY AREA #26. GARDINER CHELSEA PERKINS TWP	DRESDEN PITTSTON	FARMINGDALE RANDOLPH	GARDINER RICHMOND	LITCHFIELD WEST GARDINER
COMMUNITY AREA #27. WHITFIELD ALNA VASSALBORO	CHINA WHITEFIELD	JEFFERSON WINDSOR	PALERMO	SOMERVILLE
COMMUNITY AREA #28. WALDOBORO APPLETON OWLS HEAD WALDOBORO	CUSHING SOUTH THOMASTON WARREN	FRIENDSHIP ST GEORGE WASHINGTON	HOPE THOMASTON	MONHEGAN UNION
COMMUNITY AREA #29. ROCKLAND CAMDEN ROCKLAND	ISLESBORO ROCKPORT	LINCOLNVILLE VINALHAVEN	MATINICUS ISLE	NORTH HAVEN
COMMUNITY AREA #30. NORWAY NORWAY WEST PARIS	OTISFIELD	OXFORD	PARIS	WATERFORD
COMMUNITY AREA #31. LEEDS BUCKFIELD	GREENE	LEEDS	TURNER	
COMMUNITY AREA #32. MONMOUTH FAYETTE WAYNE	MONMOUTH WINTHROP	MT VERNON	READFIELD	VIENNA
COMMUNITY AREA #33. AUGUSTA AUGUSTA	HALLOWELL	MANCHESTER		
COMMUNITY AREA #34. BETHEL BETHEL GREENWOOD S OXFORD U	CANTON HARTFORD SUMNER	CARTHAGE NEWRY UPTON	DIXFIELD PERU WELD	GILEAD S FRANKLIN U WOODSTOCK
COMMUNITY AREA #35. JAY JAY	LIVERMORE	LIVERMORE FALLS		
COMMUNITY AREA #36. BELGRADE BELGRADE	OAKLAND	ROME	SIDNEY	SMITHFIELD
COMMUNITY AREA #37. WATERVILLE WATERVILLE	WINSLOW			
COMMUNITY AREA #38. BROOKS ALBION KNOX SEARSMONT	BELMONT LIBERTY THORNDIKE	BROOKS MONROE TROY	FREEDOM MONTVILLE UNITY	JACKSON MORRILL UNITY TWP
COMMUNITY AREA #39. BELFAST BELFAST	NORTHPORT	SEARSPORT	SWANVILLE	WALDO
COMMUNITY AREA #40. BUCKSPORT BUCKSPORT VERONA	FRANKFORT WINTERPORT	ORLAND	PROSPECT	STOCKTON SPRINGS
COMMUNITY AREA #41. RUMFORD ANDOVER ROXBURY	BYRON RUMFORD	HANOVER	MEXICO	MILTON TWP
COMMUNITY AREA #42. FARMINGTON CHESTERVILLE WILTON	FARMINGTON	INDUSTRY	NEW SHARON	TEMPLE
COMMUNITY AREA #43. SKOWHEGAN CANAAN	CORNVILLE	MERCER	NORRIDGEWOCK	SKOWHEGAN

Appendix II
MINOR CIVIL DIVISIONS WITHIN MAINE'S 66 COMMUNITY AREAS

COMMUNITY AREA #44. FAIRFIELD BENTON	BURNHAM	CLINTON	FAIRFIELD	
COMMUNITY AREA #45. PITTSFIELD DETROIT	HARTLAND	PALMYRA	PITTSFIELD	ST ALBANS
COMMUNITY AREA #46. RANGELEY ANSON DALLAS KINGFIELD NEW PORTLAND SANDY RIVER	AVON E C FRANKLIN U LINCOLN PLT NEW VINEYARD STARKS	C SOMERSET U EMBDEN MADISON PHILLIPS STRONG	CARRABASSETT VALLEY EUSTIS MADRID RANGELEY	COPLIN HIGHLAND MAGALLOWAY RANGELEY PLT
COMMUNITY AREA #47. GREENVILLE ABBOT BRIGHTON PLT GUILFORD MOOSE RIVER SHIRLEY WILLIMANTIC	ATHENS CARATUNK HARMONY MOSCOW SOLOM	BEAVER COVE DENNISTOWN JACKMAN PARKMAN THE FORKS	BINGHAM ELLIOTSVILLE KINGSBURY PLT PLEASANT RIDGE WELLINGTON	BLANCHARD GREENVILLE MONSON SANGERVILLE WEST FORKS
COMMUNITY AREA #48. DOVER-FOXCROFT ATKINSON DEXTER MEDFORD	BARNARD PLT DOVER-FOXCROFT MILO	BOWERBANK EXETER RIPLEY	BROWNVILLE GARLAND SEBEC	CAMBRIDGE LAKE VIEW
COMMUNITY AREA #49. CORINTH BRADFORD KENDUSKEAG	CHARLESTON LEVANT	CORINNA NEWPORT	CORINTH PLYMOUTH	HUDSON STETSON
COMMUNITY AREA #50. BANGOR BANGOR HAMPDEN	CARMEL HERMON	DIXMONT NEWBURGH	ETNA VEAZIE	GLENBURN
COMMUNITY AREA #51. OLD TOWN ALTON INDIAN ISLAND	ARGYLE TWP LAGRANGE	BRADLEY MILFORD	GREENBUSH OLD TOWN	GREENFIELD
COMMUNITY AREA #52. ORONO ORONO				
COMMUNITY AREA #53. BREWER AMHERST EDDINGTON	AURORA GREAT POND	BREWER HOLDEN	CLIFTON ORRINGTON	DEDHAM
COMMUNITY AREA #54. ELLSWORTH C HANCOCK U LAMOINE WALTHAM	EASTBROOK MARIAVILLE	ELLSWORTH OSBORN	FRANKLIN OTIS	HANCOCK TRENTON
COMMUNITY AREA #55. DEER ISLE BLUE HILL ISLE AU HAUT	BROOKLIN PENOBSCOT	BROOKSVILLE SEDGWICK	CASTINE STONINGTON	DEER ISLE SURRY
COMMUNITY AREA #56. BAR HARBOR BAR HARBOR SORRENTO TREMONT	CRANBERRY ISLES SOUTHWEST HARBOR WINTER HARBOR	FRENCHBORO STEUBEN	GOULDSBORO SULLIVAN	MOUNT DESERT SWANS ISLAND
COMMUNITY AREA #57. MACHIAS ADDISON COLUMBIA EAST MACHIAS MACHIAS ROQUE BLUFFS	BEALS COLUMBIA FALLS HARRINGTON MACHIASPORT WHITING	BEDDINGTON CUTLER JONESBORO MARSHFIELD WHITNEYVILLE	CENTERVILLE DEBLOIS JONESPORT MILBRIDGE	CHERRYFIELD E C WASHINGTON U LUBEC NORTHFIELD

Appendix II

MINOR CIVIL DIVISIONS WITHIN MAINE'S 66 COMMUNITY AREAS

COMMUNITY AREA #58. CALAIS				
ALEXANDER	BAILEYVILLE	BARING PLT	CALAIS	CHARLOTTE
CODYVILLE	COOPER	CRAWFORD	DENNYSVILLE	EASTPORT
GRANDLAKE STREAM	INDIAN TWP IR	MEDDYBEMPS	N WASHINGTON U	PEMBROKE
PERRY	PLANTATION #14	PLANTATION 21	PLEASANT POINT	PRINCETON
ROBBINSON	TALMADGE	TOPSFIELD	VANCEBORO	WAITE
WESLEY				
COMMUNITY AREA #59. LINCOLN				
BURLINGTON	CARROLL	CHESTER	EDINBURG	ENFIELD
GRAND FALLS TOWNSHIP	HOWLAND	LAKEVILLE	LEE	LINCOLN
LOWELL	MACWAHOC	MATTAWAMKEAG	MAXFIELD	PASSADUMKEAG
PRENTISS	SEBOEIS	SPRINGFIELD	WEBSTER	WINN
WOODVILLE				
COMMUNITY AREA #60. MILLINOCKET				
BENEDICTA	E. MILLINOCKET	MEDWAY	MILLINOCKET	SHERMAN
STACYVILLE				
COMMUNITY AREA #61. HOULTON				
AMITY	BANCROFT	CARY	CRYSTAL	DANFORTH
DREW	DYER BROOK	GLENWOOD PLT	HAMMOND	HAYNESVILLE
HERSEY	HODGDON	HOULTON	ISLAND FALLS	LINNEUS
LITTLETON	LUDLOW	MERRILL	MONTICELLO	MORO
MT CHASE	NEW LIMERICK	OAKFIELD	ORIENT	PATTEN
REED	SMYRNA	WESTON		
COMMUNITY AREA #62. PRESQUE ISLE				
ASHLAND	BLAINE	BRIDGEWATER	CASTLE HILL	CHAPMAN
E PLANTATION	EASTON	GARFIELD	MAPLETON	MARS HILL
MASARDIS	NASHVILLE	OXBOW	PERHAM	PORTAGE LAKE
PRESQUE ISLE	WADE	WASHBURN	WESTFIELD	
COMMUNITY AREA #63. FORT FAIRFIELD				
CASWELL	FORT FAIRFIELD	LIMESTONE		
COMMUNITY AREA #64. CARIBOU				
CARIBOU	CONNOR TWP	NEW SWEDEN	STOCKHOLM	WESTMANLAND
WOODLAND				
COMMUNITY AREA #65. MADAWASKA				
CYR	GRAND ISLE	HAMLIN	MADAWASKA	VAN BUREN
COMMUNITY AREA #66. FORT KENT				
ALLAGASH	EAGLE LAKE	FORT KENT	FRENCHVILLE	NEW CANADA
ST. AGATHA	ST. FRANCIS	ST. JOHN	WALLAGRASS	WINTERVILLE
COMMUNITY AREA #99. UNASSIGNED AREAS				
C AROOSTOOK U	CRIEHAVEN U	E HANCOCK U	HIBBERTS GORE	KINGMAN TWP
N E PISCATAQUIS U	N E SOMERSET U	N FRANKLIN U	N OXFORD U	N PENOBSCOT U
N W AROOSTOOK U	N W HANCOCK U	N W PISCATAQUIS U	N W SOMERSET U	S AROOSTOOK U
S E PISCATAQUIS U	SEBOOMOOK U	SQUARE LAKE U	SUMMIT TWP	TWOMBLY
UNKNOWN	W C FRANKLIN	WHITNEY U	WYMAN	

Appendix III. TECHNICAL NOTES ON DATA SOURCES AND LIMITATIONS

Data Sources

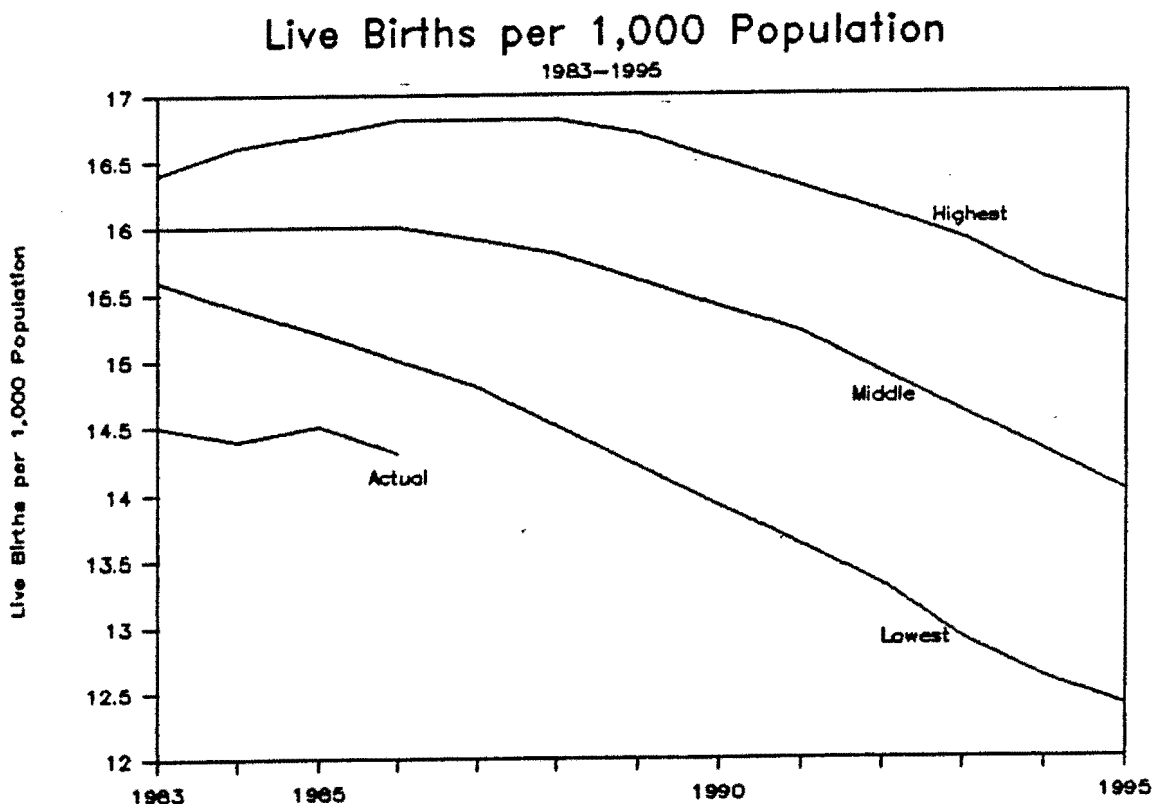
U.S. Census for 1990 and 1995 Birthrate Projections.

Maine Health Care Finance Commission for 1986 Inpatient Days by Hospital and Patient Origin.

Office of Data, Research, and Vital Statistics for 1986 Population Estimates, for 1985 Inpatient Days by Hospital and Type of Care, for 1990 and 1995 Population Projections, and for 1986 Resident Live Births.

Birth Rate Projections

A series of birth rate projections published by the U.S. Census Bureau is referenced in Standard 6 (Appendix I). The birth rates used in Table 9 were issued in 1984 and are those described as "Series 14. Middle Series" (chart below). For the four years for which actual birth rates are known, the actual are lower than the lowest projected birth rate for that year, as shown in the following chart. The chart shows also the published birth rate projections described as "Series 19. Lowest Series" and "Series 9. Highest Series".



If the present report does over-estimate births in 1990, there would have been no effect on total inpatient days, but the number of non-obstetrical inpatient days to be distributed among the other four types of care would be reduced.

UNIV OF MAINE - PORTLAND



3 1390 00334322 3

RA 981 M2 G744 1988
Greenberg, Stephen.
Acute care bed need in Maine

NON-DISCRIMINATION NOTICE

In accordance with Title VI of the Civil Rights Act of 1964 (42 U.S.C. §2000d et seq.), Section 504 of the Rehabilitation Act of 1973, as amended (29 U.S.C. §794), the Age Discrimination Act of 1975, as amended (42 U.S.C. §6101 et seq.), and Title IX of the Education Amendments of 1972, the Maine Department of Human Services does not discriminate on the basis of sex, race, color, national origin, handicap or age in admission or access to or treatment or employment in its programs or activities. Ann Twombly, Affirmative Action Officer, has been designated to coordinate our efforts to comply with the U.S. Department of Health and Human Services regulations (45 C.F.R. Parts 80, 84 and 91) and the U.S. Department of Education (34 C.F.R. Part 106) implementing these Federal laws. Inquiries concerning the application of these regulations and our grievance procedures for resolution of complaints alleging discrimination may be referred to Ann Twombly at 221 State Street, Augusta, Maine 04333, Telephone Number: (207) 289-3488 (Voice) or 1-800-332-1003 (TTY), or to the Assistant Secretary of the Office of Civil Rights, Washington, D.C.

(GEN. USE)

Office of Data, Research,
and Vital Statistics
Maine Department of Human Services
State House Station #11
Augusta, Maine 04333

-Special Fourth Class-
Book Rate